



Produttori di Ferramenta per Ferro

Specializzati in accessori per la sicurezza

CATALOGO/LISTINO 2021

www.pettitispaspa.com





PETTITI GIUSEPPE S.R.L.

Made in Italy





ACCESSORI PER PORTE SCORREVOLI E SERRAMENTI METALLICI

www.pettitisp.com





PETTITI GIUSEPPE S.R.L.

🇮🇹 RIFERIMENTI AZIENDALI

🇬🇧 COMPANY REFERENCES

🇫🇷 RÉFÉRENCES DE L'ENTREPRISE

Dipartimento Department Département	Nome referente Contact name Nom du contact	Funzione aziendale Position Fonction	E-mail
Ufficio commerciale Italia Sales office Italy Bureau commercial Italie	Raimondo De Leo	Direzione commerciale Sales manager Gestion des ventes	direz.commerciale@pettitspa.com
	Roberta Frola	Vendite Italia Italy sales Ventes Italie	pettitspa@pettitspa.com
	Barbara Pettiti		barbara.pettiti@pettitspa.com
Ufficio commerciale estero Sales office export Bureau commercial à l'étranger	Patrizia Quaranta	Direzione commerciale Sales manager Gestion des ventes	export@pettitspa.com
	Federica Pastore	Vendite estero Export sales Ventes à l'étranger	export.dept@pettitspa.com
Ufficio tecnico / marketing Technical / marketing office Bureau technique / marketing	Simone Albertin	Tecnico Technical Technique	uff.tecnico@pettitspa.com
	Rocco Zifarone		tecnico1@pettitspa.com
Ufficio amministrativo Administrative office Bureau administratif	Rosella Cena	Direzione amministrativa Administrative manager Gestion administratif	amministrazione@pettitspa.com
	Roberta Bonomo	Contabilità clienti Customers account Comptabilite clients	amminis@pettitspa.com
Ufficio acquisti Purchasing office Bureau d'achats	Valeriano Santi	Acquisti Purchasing achats	acquisti@pettitspa.com

Maggiori informazioni Further informations Plus d'informations Portale aziendale Company Web portal Portail de l'entreprise		pettitspa@pettitspa.com
		+39 011 8952105
		www.pettitspa.com
Lingue parlate in azienda Spoken languages Langues parlées		



AZIENDA CERTIFICATA UNI EN ISO 9001:2015

		Mod. 0004	
<p>CSI SpA Sede Legale: 20030 Sanago - MI - I C.so S. Traversoglio 21</p> <p>Divisione, Uffici e Laboratori 20021 Bollate - MI - I Viale Lombardia 20 Tel. +39 02 383301 Fax +39 02 3503940 WWW.CSI-SPA.IT/MI</p>			
		Certificato n°: SQ062473	Settore EA: 17 - 29
<p>ISO 9001:2015 ISO 9004:2015 ISO 14001:2015 ISO 45001:2018</p> <p>Per info: +39 02 383301 Per info: +39 02 3503940</p> <p>Member and affiliate of Bureau Veritas CSI, ISO 9001:2015, ISO 14001:2015, ISO 45001:2018 Registration Agreements</p>		<p>Si certifica che il sistema di gestione per la qualità di / we hereby certify that the quality management system operated by</p> <p style="text-align: center;">PETTITI GIUSEPPE S.p.A. <i>Sede legale / Registered office</i></p> <p style="text-align: center;">Strada S. Giorgio 19 - 10036 Settimo Torinese (TO) - Italia</p> <p style="text-align: center;"><i>Unità operativa di / Place of business</i></p> <p style="text-align: center;">Strada S. Giorgio 19 - 10036 Settimo Torinese (TO) - Italia</p>	
È conforme alla norma: <i>Is compliance with the standard:</i>		UNI EN ISO 9001:2015	
Per i seguenti servizi / processi / prodotti - <i>Concerning the following services / processes / products</i>			
<p>Progettazione, produzione e commercializzazione di accessori per porte scorrevoli, serramenti metallici ed arredamento in genere e forniture di particolari meccanici su disegno proprio o del cliente. Commercializzazione di accessori vari settore ferramenta ed edilizia.</p>			
<p><small>Il presente certificato è soggetto al rispetto del regolamento di CSICERT per la certificazione dei sistemi di gestione per la qualità delle organizzazioni. Riferirsi alla documentazione del sistema di gestione per i dettagli delle eventuali esclusioni dai requisiti della UNI EN ISO 9001:2015. Per informazioni puntuali e aggiornate circa eventuali variazioni intervenute sullo stato di validità della certificazione di cui al presente certificato, si prega di contattare CSI SpA.</small></p> <p><small>This certificate is subject to the compliance with CSICERT regulation for the organization of quality management systems certification. Refer to the management system documentation for details on UNI EN ISO 9001:2015 requirements exclusion. For updated information related to validity status of the certification within this certificate, please take in contact CSI SpA.</small></p>			
17/11/2006	16/11/2018	-----	16/11/2021
Rilascio <i>Issued</i>	Rinnovo <i>Renewal</i>	Aggiornamento <i>Update</i>	Scadenza <i>Expiry</i>
		Ing. P. Baldazzi 	1 di 1
		R. U. Sistemi di Gestione R. U. Management Systems	Registrato



Accessori per porte / portoni scorrevoli
Accessories for sliding doors / gates
Accessoires pour portes / portails coulissants

Da pag. 1 a pag. 35

Da pag. 118 a pag. 137

Accessori
Accessories
Accessoires



Cerniere e accessori per porte blindate
Hinges and accessories for armored doors
Charnières et accessoires pour portes blindées

Da pag. 36 a pag. 60

Da pag. 138 a pag. 157

Lance e ornamenti
Spears and ornaments
Lances et ornements



Accessori per inferriate di sicurezza
Accessories for security grates
Accessoires pour grilles de sécurité

Da pag. 61 a pag. 82

Da pag. 158 a pag. 163

Chiudiporta e ferma persiane
Door closers and shutter-stop
Ferme-portes et arret-volet




Accessori per cancelli scorrevoli
Accessories for sliding gates
Accessoires pour portails coulissants

Da pag. 83 a pag. 99

Da pag. 164 a pag. 167

Spioncini ottici e digitali
Optical and digital peepholes
Judas optiques et numériques



Accessori per cancelli autoportanti
Accessories for cantilever gates
Accessoires pour portails autoportants

Da pag. 100 a pag. 106

Da pag. 168 a pag. 171

Pensiline
Canopies
Auvents



Accessori per cancelli a battente
Accessories for swing gates
Accessoires pour portails battants

Da pag. 107 a pag. 117

Da pag. 172 a pag. 182

Accessori in INOX
Stainless steel accessories
Accessoires en acier inoxydable





INDICE ALFABETICO ARTICOLI

ARTICLES ALPHABETICAL INDEX

INDEX ALPHABETIQUE DES ARTICLES

Codice articolo Article code Numéro d'article	Pagina Page Page	Codice articolo Article code Numéro d'article	Pagina Page Page	Codice articolo Article code Numéro d'article	Pagina Page Page
112PN	17	1150EC/F	39	1200/100	43
116P	23	1150/E/C/INOX	174	1200/120	43
1090AC/2	46	1150/E-CL	38	1200/140	43
1090AO/2	46	1150F	39	1200/170	43
1090AO/2Z	46	1150/R	38	1200/200	43
1090AO/2/INOX	174	1150R/F	38	1300/60	42
1090CC/2	45	1150RR	51	1300/60Z	42
1090CO/2	45	1150/RR/INOX	174	1300/80	42
1090MC/2	46	1150RR/AD	51	1300/80Z	42
1090MO/2	46	1150RR/AS	51	1300/100	42
1100	37	1150/RSF	38	1300/100Z	42
1100/40	37	1150RSS	51	1300/120	42
1100/60	37	1150RSS/A	52	1300/120Z	42
1100/80	37	1150RSS/AD	51	1300/140	42
1100/100	37	1150RSS/AG	51	1300/140Z	42
1100/120	37	1150RSS/AS	51	1300/170	42
1100/140	37	1150RSSP	52	1300/170Z	42
1100/160	37	1150RSSP/D	52	1300/200	42
1100/180	37	1150RSSP/G	52	1300/200Z	42
1100/200	37	1150RSSP/S	52	1400/80	43
1100/E	38	1150/S	39	1400/80Z	43
1100/E-40	37	1150SRF/D	59	1400/100	43
1100/E-60	37	1150SRF/S	59	1400/100Z	43
1100/E-80	37	1150/W	41	1400/120	43
1100/E-100	37	1180AC/2	47	1400/120Z	43
1100/E-120	37	1180AC/3	48	1400/140	43
1100/E-140	37	1180AC/4	49	1400/140Z	43
1100/E-160	37	1180AO/2	47	1400/170	43
1100/E-180	37	1180AO/3	48	1400/170Z	43
1100/E-200	37	1180AO/4	49	1400/200	43
1100/E-C	38	1180CC/2	45	1400/200Z	43
1100/R	38	1180CC/3	47	1500/60	44
1100/RSF	38	1180CC/4	48	1500/80	44
1100/S	39	1180CO/2	45	1500/100	44
1102A	159	1180CO/3	47	1500/120	44
1102B	159	1180CO/4	48	1500/140	44
1107A	159	1180FPD/3	50	1500/160	44
1120MD/E	161	1180FPS/3	50	1600/10	55
1120MS/E	161	1180MC/2	46	1600/11	55
1130/140Z	54	1180MC/3	47	1600/12	55
1140	44	1180MC/4	48	1600/13	55
1150	37	1180MO/2	46	1600/14	55
1150/ASF	40	1180MO/3	47	1600/14/INOX	173
1150/E	38	1180MO/4	48	1600/16	55
1150/E-C	38	1200/60	43	1600/20	55
1150/E-CA	39	1200/80	43	1640/110	45

I nuovi articoli sono evidenziati in rosso

New articles are highlighted in red

Les nouveaux produits sont surlignés en rouge

Codice articolo Article code Numéro d'article	Pagina Page Page	Codice articolo Article code Numéro d'article	Pagina Page Page	Codice articolo Article code Numéro d'article	Pagina Page Page
1640/170	45	310M-30	10	AF10	94
1640/200	45	310N/INOX	173	AF10PAR	94
1700/3C	6	311P	6, 11	AF10PAV	94
1700/60	44	312	17, 32	AFA38	94
1700/80	44	312/A	17, 32	ALG8	3
1700/100	44	312A	17, 32	ALG9	7, 28
1700/120	44	312B	16, 31	ALG10	12, 30
1700/140	44	312BN/INOX	173	ALG12	32
1700/160	44	312P/32/INOX	173	ARTU	62
1750/3C	11	312R	22	ARTU/40	62
11300/60	174	316	22, 24, 25	ASF10/120	75
11300/80	174	3150/RR	54	ASG9	7, 28
11300/100	174	4100E	2	ASG10	12, 30
11300/120	174	4MLI	15	ASG12	32
11300/140	174	4MLP	15	BA100	130
11400/100	174	4RG	4	BA100F	131
11400/140	174	4RG/C	4	BA110F	131
1RMS	21	4RG/C	4	BA120F	130
209S	6, 27	4RG/CF	27	BA130F	131
209S/18	6, 27	4RG/CU	4	BA160F	130
210S	11, 29	4RGM	5	BAS50	131
2100/RR	54	4RGMT	5	BAS60	131
2200	159	4RGS	5	BAS75Z	101
2RG	4	4RM	14	BAS90Z	103
2RG/C	4	4RM/OM	35	BAS96Z	105
2RG/CF	27	4RMAE	2	B/C12	148
2RG/CU	4	4RMF	31	B/C14	148
2RGM	5	4RMG	15	B/C16	148
2RGS	5	4RP	9	BOC10N	72
2RM	14	4RP/C	9	BOC/16/N	77
2RM/OM	34	4RP/CF	29	BOC/16/OT	80
2RMF	31	4RP/CU	9	BOC/16/SP	166
2RMG	14	4RPC/OM	34	BOC/18/OT	80
2RP	9	4RPM	10	BOC30/TRISTANO	67
2RP/C	9	4RPMT	10	BOC/ARTU/N	63
2RP/CF	29	4RPP	13	B/Q12	148
2RP/CU	9	4RPPS	14	B/Q14	148
2RPC/OM	34	4RPPZ	13	B/Q16	148
2RPM	10	4RPPZ/OM	34	B/QG12	146
2RPP	13	4RPS	10	B/QG14	146
2RPP/OM	34	5184100726	98	B/QG16	146
2RPPS	14	412	15, 31	BRE100	130
2RPS	10	414	22	B/T12	148
309/25	2, 6, 11, 27, 29	416	23	B/T14	148
309/30	2, 6, 11, 27, 29	465	12, 30	B/T16	148
309D	6, 11	475	7, 28	B/T20	148
309M/3-25	6	6000.2RS	92	B/TG12	146
309M/3-30	6	6201.2RS	92	B/TG14	146
309M-25	5	6202.2RS	92	B/TG16	146
309M-30	5	6203.2RS	92	B/TOT12	153
310M/3-25	11	6204.2RS	92	B/TOT14	153
310M/3-30	11	6205.2RS	92	B/TOT16	153
310M-25	10	AF8	94	B/TT12	150
		AF8PAR	94	B/TT14	150
		AF8PAV	94		

■ ■ I nuovi articoli sono evidenziati in rosso

🇬🇧 New articles are highlighted in red

■ ■ Les nouveaux produits sont surlignés en rouge

Codice articolo Article code Numéro d'article	Pagina Page Page	Codice articolo Article code Numéro d'article	Pagina Page Page	Codice articolo Article code Numéro d'article	Pagina Page Page
B/TT16	150	CA/AP65	101	CCS8	119
B/TT18	150	CA/AP80	103	CF16	155
C25/10	71, 81	CA/AP90	105	CF2000LM/18	110
C25/10U	71, 81	CAP30N/MOL	137	CF2000LM/22	110
C30/10E	81, 125	CAP40X55	95	CF2000LS/18	109
C30/10U1	81, 125	CAP50X65	95	CF2000LS/22	109
C30/30	81	CAP50X82	95	CF2000LS/24	109
C30/30E	81, 125	CAP/ADB	53	CF2000LSR/18	109
C30/30U1	81, 125	CAP/AD/CRAL	53	CF2000LSR/22	109
C53	120	CAP/AD/CRAS	53	CF2000LSR/24	109
C54C	122	CAP/AD/CRO	53	CIC16/BS	167
C65	120	CAP/ADM	53	CIC16/CL	167
C75	120	CAP/ADN	53	CIC16/CS	167
C75/INOX	181	CAP/ASB	53	CIC16/OL	167
C87	121	CAP/AS/CRAL	53	CL16Z	135
C2000/40	116	CAP/AS/CRAS	53	CL20	135
C2000/50	116	CAP/AS/CRO	53	CL20Z	135
C2000LL/16	108	CAP/ASM	53	CL24	135
C2000LL/18	108	CAP/ASN	53	CL24/INOX	181
C2000LL/22	108	CAP-B	53	CL24N/L	136
C2000LM/18	109	CAPCRA	53	CL24Z	135
C2000LM/22	109	CAPCRAS	53	CL24ZD/N	135
C2000LPM/18	109	CAPCRO	53	CL24ZL	77, 135
C2000LPM/22	109	CAP/FB	53	CL34	136
C2000LS/18	109	CAP/F/CRAL	53	CLI/01	175
C2000LS/22	109	CAP/F/CRAS	53	CLI/02	175
C2000LSR/18	109	CAP/F/CRO	53	CLI/03	175
C2000LSR/22	109	CAP/FM	53	CLI/04	175
C2000PS	114	CAP/FN	53	CLI/05	175
C2000PS/35	114	CAP-M	53	CLPI/01	175
C2000PSR	114	CAP-N	53	CLPI/02	175
C2000PSR/35	114	CAP/PCH/B	56	CLPI/03	175
C2000R/30S	114	CAP/PCH/N	56	CLPI/04	175
C2000R/30SP	114	CAR/C	121	CLPI/05	175
C2000R/40S	114	CAR/N	121	CLPI/06	175
C2000R/40SP	114	CAR/Z	121	CM12	132
C2000R/45	112	CAV01	57	CM70	160
C2000R/50	112	CAV/RCB/500	173	CP20	140
C2000R/50P	112	CAV/RCB/600	173	CP20Z	140
C2000R/65	112	CAV/RCB/700	173	CP30	140
C2000R/65P	112	CC2000LL/18	108	CP30Z	140
C2000R/70	112	CC2000LL/22	108	CP40	140
C2000R/120	112	CC2000LM/18	108	CP40Z	140
C2000RI/50	180	CC2000LM/22	108	CP50	140
C2001/40	115	CC2000LS/18	108	CP50Z	140
C2001/40I	116	CC2000LS/20	108	CP60	140
C2001/40S	115	CC2000LS/20INOX	180	CP60Z	140
C2001/50	115	CC2000LS/22	108	CP80	140
C2001/50I	116	CC2000LS/24	108	CP80Z	140
C2001/50S	115	CC2000LS/24INOX	180	CP100	140
CA/10	136	CC2000LSR/18	108	CP100Z	140
CA/10R	137	CC2000LSR/20	108	CP120	140
CA/12	136	CC2000LSR/22	108	CP120Z	140
CA/12R	137	CC2000LSR/24	108	CP150	140

■ ■ I nuovi articoli sono evidenziati in rosso

🇬🇧 New articles are highlighted in red

■ ■ Les nouveaux produits sont surlignés en rouge

Codice articolo Article code Numéro d'article	Pagina Page Page	Codice articolo Article code Numéro d'article	Pagina Page Page	Codice articolo Article code Numéro d'article	Pagina Page Page
CP150Z	140	CPPR3040	142	CPT48Z	140
CP175	140	CPPR3040P	142	CPT60	139
CP175Z	140	CPPR3050	142	CPT60Z	140
CP200	140	CPPR3050P	142	CPT76	139
CP200Z	140	CPPR3060	142	CPT76Z	140
CP/2028	154	CPPR3060P	142	CPT90	139
CP/2040	154	CPPR3080P	142	CPT90Z	140
CP/2048	154	CPPR4060P	142	CPT101	139
CP/2050F	154	CPPR4080P	142	CPT101Z	140
CP/2055F	154	CPPR20100P	142	CPT114	139
CP/4530F	154	CPPR30100	142	CPT114Z	140
CP/5045F	154	CPPR40100P	142	CR22Z	98
CP/5050F	154	CPPR50100P	142	CR22Z/1	98
CP/7055F	154	CPPT10	143	CR2820P	98
CP/8065F	154	CPPT15	143	CR3012ZA/INOX	180
CPL50	139	CPPT20	143	CR3012ZA/INOX/2	180
CPL60	139	CPPT25	143	CR3012ZA	98
CPL70	139	CPPT30	143	CR3012ZA/2	98
CPL80	139	CPPT35	143	CR4430	111
CPL100	139	CPPT40	143	CR6140	111
CPL120	139	CPPT45	143	CR6547	111
CPL150	139	CPPT50	143	CS8	119
CPL200	139	CPPT60	143	CS102	122
CPP12	143	CPPT80	143	CS102/60	122
CPP15	143	CPPT100	143	CS174/40I	72
CPP15P	143	CPR2030	141	CS2000LR/24	111
CPP16	143	CPR2030Z	141	CT5/180	134
CPP20	143	CPR2040	141	CT5/220	134
CPP20P	143	CPR2040Z	141	CT5/270	134
CPP25	143	CPR3050	141	CT6/150	134
CPP25P	143	CPR3050Z	141	CT6/200	134
CPP30	143	CPR3060	141	CT6/250	134
CPP30P	143	CPR3060Z	141	CT7	119
CPP35	143	CPR4060	141	CT8/B-50	134
CPP35P	143	CPR4060Z	141	CT8/B-70	134
CPP40	143	CPR4080	141	CT8/B-90	134
CPP40P	143	CPR4080Z	141	CT8/Z-50	134
CPP50	143	CPR50100	141	CT8/Z-70	134
CPP50P	143	CPR50100Z	141	CT8/Z-90	134
CPP60	143	CPS40	141	CT9/B-150	134
CPP60P	143	CPS50	141	CT9/B-200	134
CPP70P	143	CPS60	141	CT9/B-300	134
CPP80P	143	CPS70	141	CT9/B-400	134
CPP100P	143	CPS80	141	CT9/B-500	134
CPPR1530	142	CPS100	141	CT9/B-700	134
CPPR1530P	142	CPS1100	182	CT10/Z-200	134
CPPR2030	142	CPS1120	182	CT10/Z-300	134
CPPR2030P	142	CPT30	139	CT10/Z-400	134
CPPR2040	142	CPT30Z	140	CT11/Z-130	135
CPPR2040P	142	CPT33	139	CT11/Z-180	135
CPPR2050P	142	CPT33Z	140	CT11/Z-250	135
CPPR2060P	142	CPT42	139	CTS7	119
CPPR2540	142	CPT42Z	140	CV9/50/INOX	181
CPPR2540P	142	CPT48	139	CV9/70/INOX	181

■ ■ I nuovi articoli sono evidenziati in rosso

🇬🇧 New articles are highlighted in red

■ ■ Les nouveaux produits sont surlignés en rouge

Codice articolo Article code Numéro d'article	Pagina Page Page	Codice articolo Article code Numéro d'article	Pagina Page Page	Codice articolo Article code Numéro d'article	Pagina Page Page
CV10/130	132	DGA30Z	151	GR286F	93
CV10/300	132	DGA35Z	151	GR286F/INOX	179
CV10/T130	132	DGB30Z	151	IEL	130
CV10/T300	132	DGB34Z	151	KIT/CARD/50	113
CV10/T500	132	DGC35Z	151	KIT/CARD/70	113
CV14/330	133	DGCF35Z	151	KIT/CARD/120	113
CV14/330T	133	DGH35Z	152	LANCILLOTTO	68
CV14/660	133	DGI35Z	152	LC2000/2	145
CV14/660T	133	DGL30Z	151	LD2000	144
CV16/120Z	135	DGLZ	151	LE16/BS	167
CV16/150/INOX	181	DGN30Z	152	LE16/CS	167
CV16/300Z	132	DGP30Z	152	LE16/OL	167
CV16/500Z	132	DS20	81	LE2000/2	145
CV616/150	132	DS30	81	LE2000/2P	145
CV616/200	132	DS34	81	LE2000/3	145
CV616/250	132	DS/GP16	76	LE2000/4	145
CV616/300	132	DS/ZELUS	163	LE2001/1	145
CV616/400	132	EGP10	94	LE2001/2	145
CV616/500	132	EGP14	94	LF2000/1	145
CV616F/200	133	FPT/25INOX	182	LF2000/2	145
CV616F/250	133	G8E	2	LF2000/3	145
CV616F/300	133	G8I	2, 7, 12, 28, 30	LF2000/4	145
CV616F/400	133	G9Z	4	LFB1	144
CV616F/500	133	G9ZF	27	LG2000/1	145
CV616F/700	133	G10Z	9	LG2000/2	145
CV1025/200	133	G10ZF	29	LH2000/1	145
CV1025/250	133	G12A	13	LH2000/2	145
CV1025/300	133	G12Z	13	LH2000/3	145
CV1025/400	133	G12ZF	31	LH2000/4	145
CV1025/500	133	G14AX2	20	LI2000/1	144
CV1025/600	133	G14Z	20	LI2000/2	144
CVF/T150	133	G16VZ	25	LM2000/1	145
CVF/T200	133	G16Z	23	LM2000/2	145
CVF/T250	133	G/AP65	101	LM2000/3	145
CVF/T300	133	G/AP65/3	101	LN2000	145
CVF/T400	133	G/AP80	103	LO2000	144
CVF/T500	133	G/AP80/3	103	LO2000/1	144
CVS/T150	133	G/AP90	105	LP2000/1	145
CVS/T200	133	G/AP90/3	105	LP2000/2	145
CVS/T250	133	GIM	18, 32	LP2000/3	145
CVS/T300	133	GINEVRA	62	LP2000/4	145
CVS/T400	133	GINEVRA/40	62	LR2000	144
CVS/T500	133	GINEVRA/3020	62	LS 40-120	17
CW65	120	GR153CE	93	LS 120V	17
CW85	120	GR153F	93	LS2000	144
CWDS	120	GR156CE	93	LT2000/1	144
DA8X30T/INOX	182	GR156F	93	LT2000/4	144
DA8X50T/INOX	182	GR193CE	93	LV2000	144
DA10X30T/INOX	182	GR193F	93	LV2001	145
DA10X50T/INOX	182	GR196CE	93	LX2000	144
DA17X15,5T/A2	182	GR196CE/INOX	179	LZ2000/1	145
DA17X15T/A2	182	GR196F	93	LZ2000/2	145
DEF30N	74	GR196F/INOX	179	M1	23
DEF30G	74	GR283F	93	M1V	23

■ ■ I nuovi articoli sono evidenziati in rosso

🇬🇧 New articles are highlighted in red

■ ■ Les nouveaux produits sont surlignés en rouge

Codice articolo Article code Numéro d'article	Pagina Page Page	Codice articolo Article code Numéro d'article	Pagina Page Page	Codice articolo Article code Numéro d'article	Pagina Page Page
M102/1-V	127	MIP	129	OD/Q14QA	147
M102/2-C	127	MIP/N	129	OD/Q16Q	146
M102/2-V	127	MMCC230	124	OD/Q16QA	147
M102/3-C	127	MPC/180	129	O/DS12	149
M102/3-V	127	MPC/230	129	O/DS14	149
M102/4-C	127	MPD/180	129	O/DSOT12	153
M102/4-V	127	MPD/230	129	O/DSOT14	153
M102B/2/A	73, 125	MV1	25	O/DV12	149
M102B/2/B	73, 125	MV1A	25	O/DV14	149
M102B/2/M	73, 125	O2000/B35X27	95	O/DX10	149
M102B/2/V	73, 125	O2000/CN26X40	95	O/DX12	149
M102B70/A	73, 125	O2000/CN30X35	95	O/DXOT12	153
M102B70/B	73, 125	O2000/CN32X40	179	O/DXOTL10	153
M102B70/M	73, 125	O2000/CN40X40	179	O/DXOTL12	153
M102B70/V	73, 125	O2000/CN40X45	95	O/M12	148
M102B80/A	126	O2000/CN40X60	95	O/M12Q	147
M102BA/2/A	126	O2000/CN40X150	97	O/M14	148
M102BN/2	73, 125	O2000/CN40X250	97	O/M14Q	147
M102BN/2R/30	73, 126	O2000/CO30X35	95	O/M16	148
M102BN/2R/40	73, 126	O2000/CO40X45	95	O/M16Q	147
M102BN/2R/50	73, 126	O2000/CO40X60	95	O/M18	148
M102BN30/R	72, 126	O2000S/CN46X46	97	O/M20	148
M102BN45/R	72, 126	O2000/TC30	95	O/MQ12Q	146
M102BN70	73, 125	O/D12	149	O/MQ12QA	147
M102BN80	126	O/D14	149	O/MQ14Q	146
M102BNA/2	126	O/D16	149	O/MQ14QA	147
M102BNE	126	O/D18	149	O/MQ16Q	146
M102N	126	O/D120	182	O/MQ16QA	147
M102PQ8	127	OD/M12	148	O/P12	147
M102RQ7	127	OD/M12Q	147	O/P12F	148
M102RQ8	127	OD/M14	148	O/P12Q	147
MB/D	120	OD/M14Q	147	O/P14	147
MB/S	120	OD/M16	148	O/P14F	148
MC	155	OD/M16Q	147	O/P14G	71
MCC60/5	73, 123	OD/M18	148	O/P14Q	147
MCC60/10	73, 123	OD/M20	148	O/P16	147
MCC60/15	73, 123	OD/P12	147	O/P16F	148
MCC67	74, 123	OD/P12F	148	O/POT14	153
MCC67/B	74, 123	OD/P12Q	147	O/PT12	149
MCC70/AL	124	OD/P12QF	148	O/PT14	149
MCC70/G	124	OD/P14	147	O/Q12Q	146
MCC70/N	124	OD/P14F	148	O/Q12QA	147
MCC230	124	OD/P14G	71	O/Q14Q	146
MCC/D	155	OD/P14Q	147	O/Q14QA	147
MCC/S	155	OD/P14QF	148	O/Q16Q	146
MERLINO	62	OD/P16	147	O/Q16QA	147
MERLINO/40	62	OD/P16F	148	O/S12	149
MERLINO./3010	62	OD/P16QF	148	O/S14	149
MERLINO/3020	62	OD/POT14	153	O/S14/F	150
MGC/308	129	OD/PT12	149	O/S16	149
MGD/308	129	OD/PT14	149	O/S16/F	150
MID	129	OD/Q12Q	146	O/S18	149
MID/N	129	OD/Q12QA	147	O/SS12	149
MIG	129	OD/Q14Q	146	O/SS14	149

■ ■ I nuovi articoli sono evidenziati in rosso

🇬🇧 New articles are highlighted in red

■ ■ Les nouveaux produits sont surlignés en rouge

Codice articolo Article code Numéro d'article	Pagina Page Page	Codice articolo Article code Numéro d'article	Pagina Page Page	Codice articolo Article code Numéro d'article	Pagina Page Page
O/SV12	149	PE120X70ALV/N	169	R2001-40	84
O/SV14	149	PE120X70F/N	169	R2001-50	84
O/SX10	149	PE120X70TR/N	169	R2001-60	84
O/SX12	149	PE120X100TR/N	169	R2001-70	84
O/SXOTL10	153	PE140X70TR/N	169	R2001-80	84
O/SXOTL12	153	PE150X100ALV/N	169	R2001-90	84
P8	55	PE150X100F/N	169	R2001-100	84
P9	55	PE150X100TR/N	169	R2001-120	84
P10	55	PED140X140TR/N	171	R2002-80	85
P11	55	PER8/ASF	76	R2002-90	85
P16	56	PER9,5X10Z	16	R2002-100	85
P18/S	56	PG10	154	R2002-120	85
P18S/8	56	PG12	154	R2002-140	85
P20	56	PG14	154	R2002-160	85
P2000/30S	113	PG16	154	R2002-180	85
P2000/30SP	114	PI3012	98	R2002-200	85
P2000/40S	113	PI3012A	99	R2003-50	87
P2000/40SP	114	PI3012/AISI	180	R2003-60	87
P2000/45	112	PIAS01	57	R2003-70	87
P2000/50	112	PIAS60/Q25F	155	R2003-80	87
P2000/50P	113	PIAS60/Q30F	155	R2003-90	87
P2000/50S	112	PIAS/AP90	105	R2003-100	87
P2000/50SP	112	PIAS/AP6580	101, 103	R2004-40	88
P2000/65	112	PIAS/CF	155	R2004-60	88
P2000/65P	113	PIAS/Q25F	155	R2004-70	88
P2000/65S	112	PIAS/Q30F	155	R2004-80	88
P2000/65SP	112	PIF/18	115	R2004-90	88
P2000/70	112	PIF/22	115	R2004-100	88
P2000/120	112	PIM	181	R2004-120	88
P2000I/50	180	PIP/18	115	R2004-140	88
P2001/40S	114	PIP/22	115	R2005-90	89
PA28/10-6	137	PIS/18	115	R2005/T-90	89
PA28/12-8	137	PIS/22	115	R2005-100	89
PA28/14-10	137	PL350	131	R2005/R-100	89
PA28/16-12	137	PL450	131	R2005-120	89
PA28/18-14	137	PL600	131	R2005-140	89
PA28/20-16	137	PL700	131	R2006-70	90
PA28/22-18	137	PLP500	132	R2006/T-70	90
PA28/24-20	137	PLP700	132	R2006-80	90
PA28/25-22	137	PO12Q	154	R2006/T-80	90
PAM	181	PO18T	154	R2006-90	90
PAM/Z	131	PR/18	111	R2006/V-90	90
PARSIFAL	66	PR/20	111	R2006-100	90
PB/18	115	PR/22	111	R2006-120	90
PB/22	115	PR/24	111	R2006-140	90
PC16	121	PU10/10	75	R2007-80	90
PCH15	56	PU12/10	75	R2007-90	90
PCH15/10	56	PU12X40	75	R2007-100	90
PCI/18	111	PU14/10	75	R2007/V-100	90
PCI/22	111	PU14X40	75	R2007-120	90
PCI/24	111	PU16/10	75	R2007-140	90
PCS/18	110	PU16X70	75	R2008-80	86
PCS/22	110	PU16X85ZN	75	R2008-90	86
PCS/24	110	PU18X2	79	R2008-100	86

■ ■ I nuovi articoli sono evidenziati in rosso

🇬🇧 New articles are highlighted in red

■ ■ Les nouveaux produits sont surlignés en rouge

Codice articolo Article code Numéro d'article	Pagina Page Page	Codice articolo Article code Numéro d'article	Pagina Page Page	Codice articolo Article code Numéro d'article	Pagina Page Page
R2008-120	86	RO1500	54	SF25T	156
R2008-140	86	RON16/OT	80	SF30	156
R2008-160	86	RON18/OT	80	SF30S	156
R2009-80	86	RO/P13	137	SF30T	156
R2009-100	86	RO/P15	137	SF35	156
R2009-120	86	RO/P17	137	SF40	156
R2009-140	86	RO/P19	137	SF50	156
R2009-160	86	RSC35	57	SF50S	156
R2009-180	86	RSC35F	57	SF50T	156
R2009-200	86	S1RMS	21	SF60	156
R2009-250	86	S2RM	14	SF70	156
R2013/R-60	87	S2RM/OM	34	SF80	156
R2013/R-80	87	S2RMG	14	SF90	156
R2501-80	84	S2RPP	13	SF100	156
R2501-100	84	S2RPP/OM	34	SF/320T	156
R2501-120	84	S2RPPS	14	SF/320T14	157
R2501-140	84	S4MLI	15	SF/490T	156
R2501-160	84	S4RM	14	SM1	23
R2501-180	84	S4RM/OM	35	SM1V	23
R2501-200	84	S4RMG	15	SMV1	25
R2504-80	88	S4RPP	13	SMV1A	25
R2504-100	88	S4RPPS	14	SMV1AA	25
R2504-120	88	S4RPPZ	13	SO2000/AP2	102, 104, 106
R2504-140	88	S4RPPZ/OM	34	SO2000/B2	96
R12001-80	176	S102/30	122	SO2000/B4	96
R12001-100	176	S102/40	122	SO2000/C2	96
R12002-100	177	S102/50	122	SO2000/C4	96
R12002-120	177	S102/54AE	122	SO2001	96
R12002-140	177	S102/60	121	SO2001/25	96
R12002-160	177	S102/60E	122	SO2001/INOX	179
R12004-80	177	S174/40	123	SO2002	96
R12004-100	177	S174/40E	124	SPD14/BR	165
R12007-120	178	S174/40E/SM	124	SPD14/CS	165
R12007-140	178	S174/40I	72	SPD14/OL	165
R12007-160	178	S174/40I/SM	72	SPO16/BS	166
R12501-80	176	S174/45	123	SPO16/CL	166
R12501-100	176	S174/50	123	SPO16/CS	166
R12501-120	176	SET 4RM	18	SPO16/OL	166
R12506-80	178	SET 4RM/2	18	SPO16/CS/OT	166
R12506-90	178	SET MORGANA	69	SPO16Q/CS	166
R12506-100	178	SET MORGANA/2	69	SSA	123
R12506-120	178	SET MORGANA/4	69	SSB	123
RAPID BLOCK	64	SET MORGANA/S	69	ST40X35N	16
RAPID BLOCK/R	64	SET MORGANA/S2	69	STAF30X30G	78
RCB	116	SET MORGANA/S4	69	STAF/ZELUS	163
RGS2000/42	97	SET/PU16/10	76	STAS/50	173
RGS2000/52	97	SET S4RM	18	STS303MSZ	14
RIV/8	56	SET S4RM/2	18	SV1	20
RO40/60	54	SF15	156	SV1A	20
RO80	54	SF20	156	SV1A/O	20
RO100	54	SF20S	156	SV1L	21
RO120/140	54	SF20T	156	SV1L2	15
RO1100	54	SF25	156	SV1LA	21
RO1150	54	SF25S	156	SV1LA/O	21

■ ■ I nuovi articoli sono evidenziati in rosso

🇬🇧 New articles are highlighted in red

■ ■ Les nouveaux produits sont surlignés en rouge

Codice articolo Article code Numéro d'article	Pagina Page Page
SV1S	21
SV2S	21
T7	119
T7/INOX	180
TAP16	77
TAP16/3AS	80
TAP16N	77
TAP16/PU	76
TAP18	79
TAP/65	102
TAP/65R	102
TAP/80	104
TAP/80R	104
TAP/90R	106
TAPSRF/D	60
TAPSRF/S	60
TC10	55
TC12	55
TC14	55
TCS/18-30	110
TCS/18-35	110
TCS/22-35	110
TCS/22-40	110
TCS/24-40	110
TCS/24-50	110
TIR/16	101, 103
TIR/18	105
TRISTANO	67
TS7	119
V1	20
V1A	20
V1A/O	20
V1L	21
V1L2	15
V1LA	21
V1LA/O	21
V1S	21
V2	15
V2L	16
V2S	21
VF/10	136
VF/12	136
VFC/12	136
VN/10	136
VN/12	136
ZELUS	162

  I nuovi articoli sono evidenziati in rosso

 New articles are highlighted in red

  Les nouveaux produits sont surlignés en rouge



ACCESSORI PER PORTE/ PORTONI SCORREVOLI

🇮🇹 CARRELLI, MONOROTAIE ED ACCESSORI IN ACCIAIO

🇬🇧 TROLLEYS, RAILS AND ACCESSORIES IN STEEL

🇫🇷 CHARIOTS, MONORAILS EN ACIER ET ACCESSOIRES





SERIE MAGNUM

■ CARRELLI ED ACCESSORI PER MONOROTAIA G8E

■ TROLLEYS AND ACCESSORIES FOR RAIL G8E

■ CHARIOTS ET ACCESSOIRES POUR MONORAIL G8E



Per coppia di carrelli
For each pair of trolleys
Pour couple de chariots

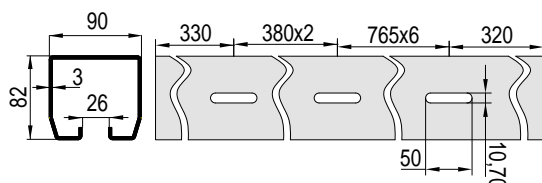
4 ruote
4 wheels
4 Roulements **1000**

MONOROTAIA IN ACCIAIO ZINCATO, CON ASOLE



■ Rail in zinked steel

■ Monorail en acier zingué



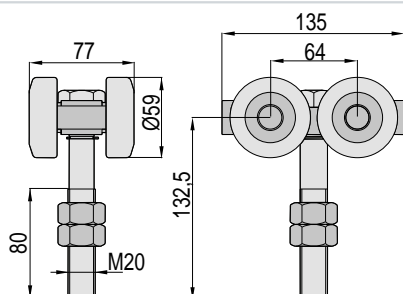
COD.			€/m
G8E	6x6m (36m)	7,000	

CARRELLO CENTRALE A 4 RUOTE



■ Central trolley with 4 wheels

■ Chariot coulissant à 4 roulements



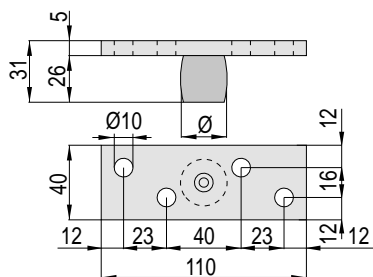
COD.			€/pz
4RMAE	6	2,400	

PIASTRA FISSA CON OLIVA GIREVOLE IN OTTONE



■ Fixed plate with swivel brass olive

■ Platine fixe avec olive pivotante en laiton



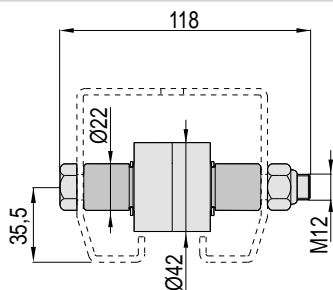
COD.	Ø			€/pz
309/25	25	25	0,270	
309/30	30	25	0,310	

FERMO DI ARRESTO CON PARACOLPO IN GOMMA




■ Back stop with rubber buffer

■ Ferme d'arrêt avec butoir en caoutchouc



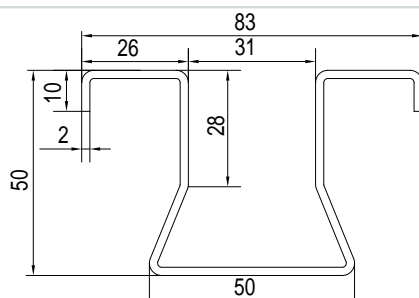
COD.			€/pz
4100E	6	0,350	

GUIDA INFERIORE IN ACCIAIO ZINCATO



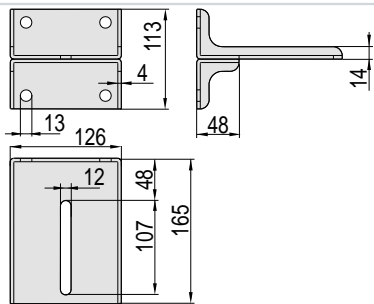
■ Lower guide in zinked steel

■ Guide inférieure en acier zingué



COD.			€/m
G8I	6x6m (36m)	2,730	

ATTACCO LATERALE REGISTRABILE



Adjustable brecket for rail 8E

Bride pour rail G8E avec réglage

COD.			€/pz
ALG8	4	1,300	

■ ■ Esempio di applicazione con scorrimento lineare.
L'applicazione è valida per le serie MAGNUM, SEMPIONE E FREJUS

■ Application exemple with linear sliding.
Valid for MAGNUM, SEMPIONE and FREJUS

■ ■ Exemple d'application avec roulement linéaire.
L'application est valide pour les séries MAGNUM, SEMPIONE et FREJUS



Monorotaia
Rail
Monorail



Carrello
Trolley
Chariot



Stop
Stop
Butée



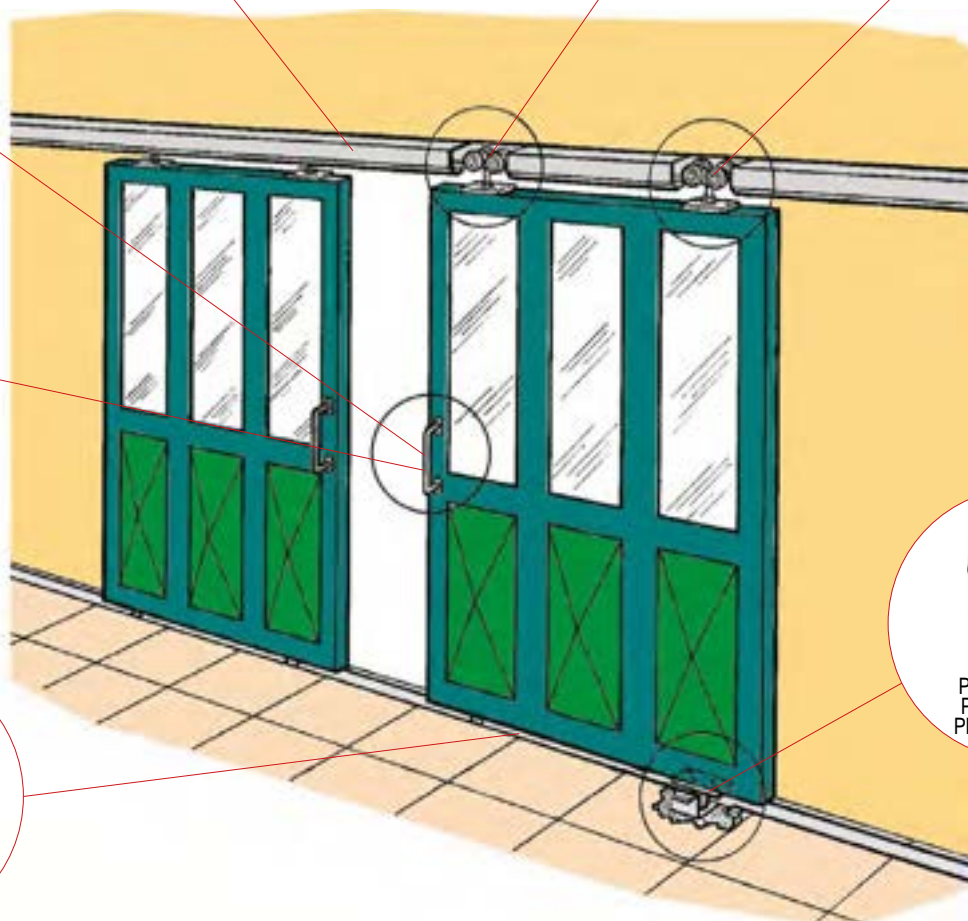
Maniglione
Gate-handle
Poignée



Maniglione
Gate-handle
Poignée



Guida inferiore
Lower guide
Guide inférieure



Piastra con oliva
Plate with poller
Plaque avec olive



SERIE SEMPIONE

■ CARRELLI ED ACCESSORI PER MONOROTAIA G9Z

■ TROLLEYS AND ACCESSORIES FOR RAIL G9Z

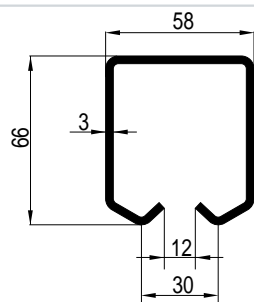
■ CHARIOTS ET ACCESSOIRES POUR MONORAIL G9Z



Per coppia di carrelli
For each pair of trolleys
Pour couple de chariots

2 ruote 2 wheels 2 Roulements	400
4 ruote 4 wheels 4 Roulements	750

MONOROTAIA IN ACCIAIO ZINCATO

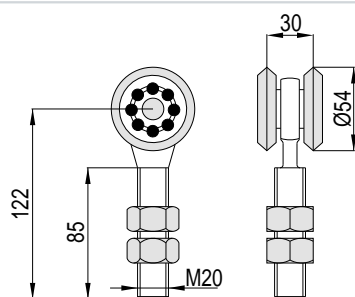


■ Zinked steel rail

■ Monorail en acier zingué

COD.			€/m
G9Z	6x6m (36m)	4,980	

CARRELLO FISSO A 2 RUOTE

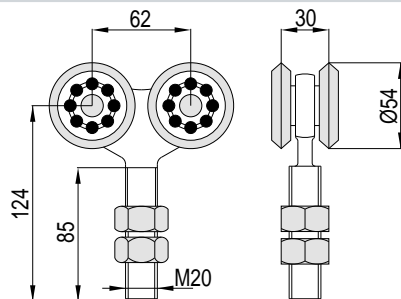


■ Fixed trolley with 2 wheels

■ Chariot fixe à 2 roulements

COD.	Ruote Wheels Roulements			€/pz
2RG	Cementate Cemented Cimentés	8	0,750	
2RG/C	Zincate Zinked Zingué	8	0,750	

CARRELLO FISSO A 4 RUOTE

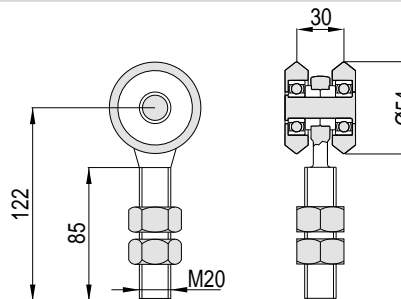


■ Fixed trolley with 4 wheels

■ Chariot fixe à 4 roulements

COD.	Ruote Wheels Roulements			€/pz
4RG	Cementate Cemented Cimentés	4	1,250	
4RG/C	Zincate Zinked Zingué	4	1,250	

CARRELLO FISSO A 2 RUOTE ZINCATO CON CUSCINETTI COMMERCIALI

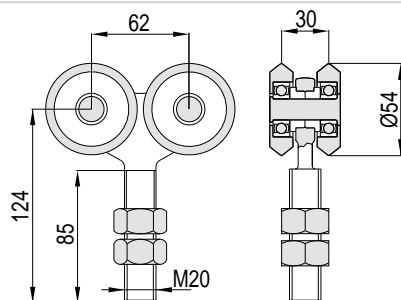


■ Fixed trolley with 2 zinked wheels and commercial bearings

■ Chariot fixe à 2 roulements zingué avec coussinets commerciaux

COD.			€/pz
2RG/CU	8	0,750	

CARRELLO FISSO A 4 RUOTE ZINCATO CON CUSCINETTI COMMERCIALI

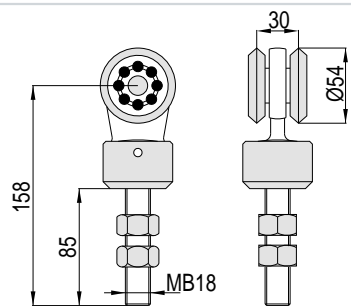


■ Fixed trolley with 4 zinked wheels and commercial bearings

■ Chariot fixe à 4 roulements zingué avec coussinets commerciaux

COD.			€/pz
4RG/CU	4	1,250	

CARRELLO GIREVOLE A 2 RUOTE CEMENTATE

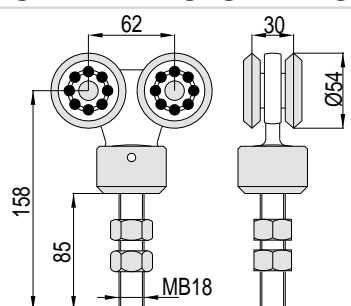


Swivel trolley with 2 cemented wheels

Chariot pivotant à 2 roulements cimentés

COD.			€/pz
2RGS	6	1,250	

CARRELLO GIREVOLE A 4 RUOTE CEMENTATE

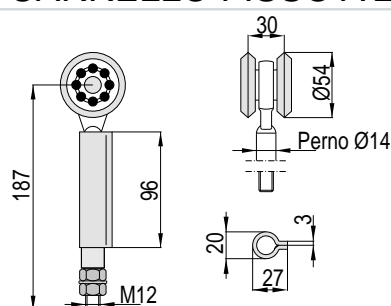


Swivel trolley with 4 cemented wheels

Chariot pivotant à 4 roulements cimentés

COD.			€/pz
4RGS	4	1,800	

CARRELLO FISSO A 2 RUOTE CEMENTATE CON CERNIERA

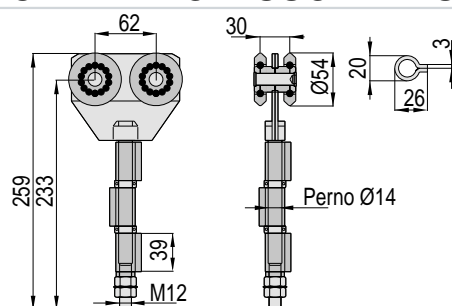


Fixed trolley with 2 cemented wheels and hinge

Chariot fixe à 2 roulements cimentés, avec charnière

COD.			€/pz
2RGM	12	0,820	

CARRELLO FISSO A 4 RUOTE CEMENTATE CON CERNIERA

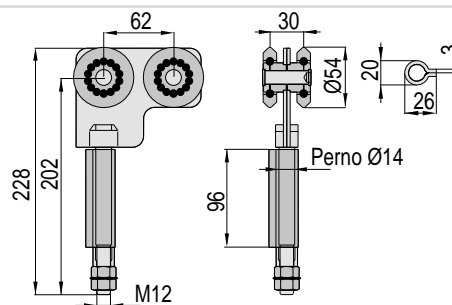


Fixed trolley with 4 cemented wheels and hinge

Chariot fixe à 4 roulements cimentés, avec charnière

COD.			€/pz
4RGM	6	1,420	

CARRELLO LATERALE A 4 RUOTE CEMENTATE CON CERNIERA

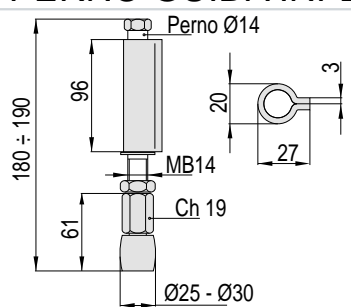


Lateral trolley with 4 cemented wheels and hinge

Chariot à 4 roulements cimentés, avec charnière

COD.			€/pz
4RGMT	6	1,380	

PERNO GUIDA INFERIORE CON OLIVA E CERNIERA

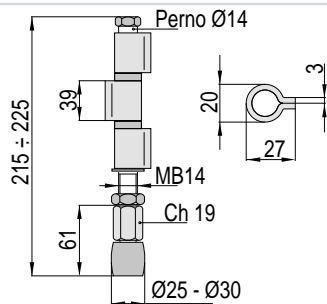


Lower guide pin with olive and hinge

Pivot guide inférieure avec olive et charnière

COD.			€/pz
309M-25	20	0,460	
309M-30	20	0,500	

PERNO GUIDA INFERIORE CON OLIVA E CERNIERA

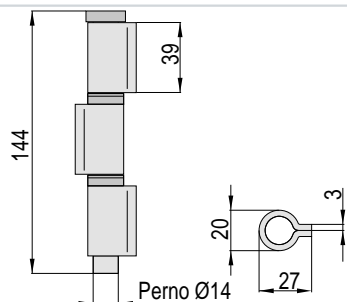


Lower guide pin with olive and hinge

Pivot guide inférieure avec olive et charnière

COD.			€/pz
309M/3-25	20	0,540	
309M/3-30	20	0,580	

CERNIERA A 3 ALI SU CUSCINETTI REGGISPINTA CEMENTATI

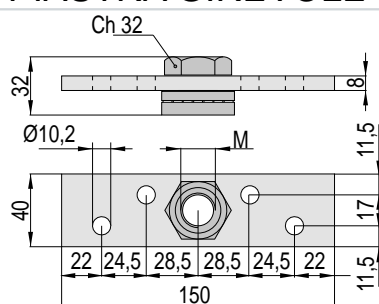


3 wings hinge, on cemented thrust bearings

Charnière à 3 ailes, sur roulements cimentés

COD.			€/pz
1700/3C	10	0,370	

PIASTRA GIREVOLE SU SFERE

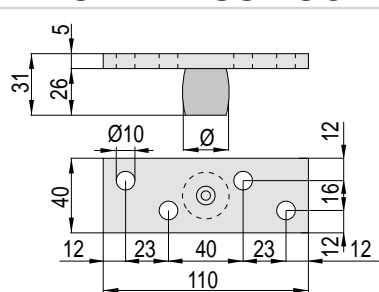


Swivel plate on balls

Platine articulée sur billes

COD.	M			€/pz
209S	20	20	0,460	
209S/18	18	20	0,460	

PIASTRA FISSA CON OLIVA GIREVOLE IN OTTONE

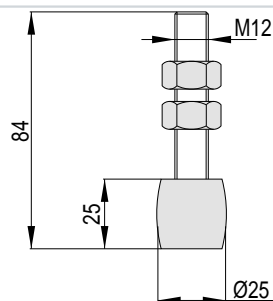


Fixed plate with swivel brass olive

Platine fixe avec olive pivotante en laiton

COD.	Ø			€/pz
309/25	25	25	0,270	
309/30	30	25	0,310	

PERNO GUIDA CON OLIVA IN OTTONE

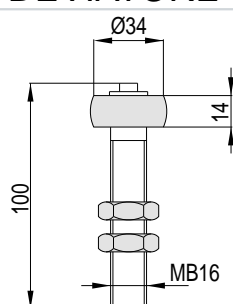


Guide pin with brass olive

Pivot guide avec olive en laiton

COD.			€/pz
311P	50	0,150	

DEVIATORE CON RULLO DI GUIDA

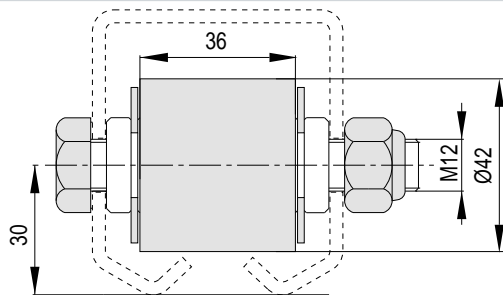


Switch with guide roller

Déviateur avec rouleau de guide

COD.			€/pz
309D	25	0,240	

FERMO DI ARRESTO CON PARACOLPO IN GOMMA

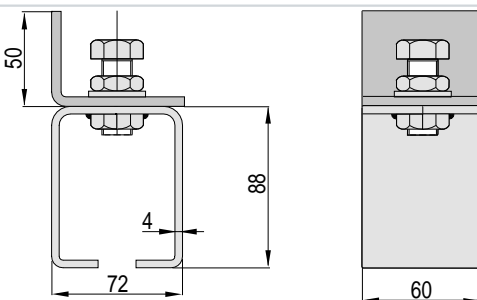


🇬🇧 Backstop with rubber buffer

🇮🇹 Ferme d'arrêt avec butoir en caoutchouc

COD.			€/pz
475	6	0,250	

ATTACCO LATERALE A FASCIA REGISTRABILE

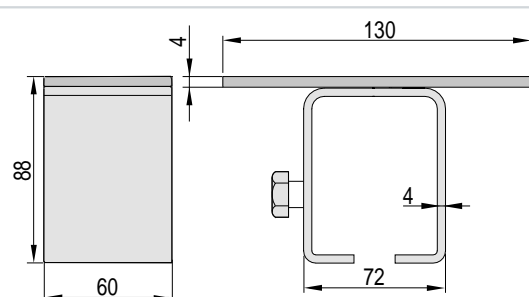


🇬🇧 Lateral adjustable support

🇮🇹 Support lateral avec réglage

COD.			€/pz
ALG9	10	0,700	

ATTACCO A SOFFITTO A FASCIA REGISTRABILE

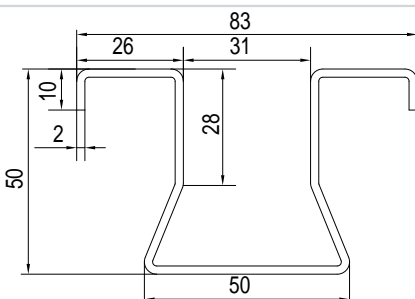



🇬🇧 Adjustable support

🇮🇹 Support pour plafond avec réglage

COD.			€/pz
ASG9	10	0,750	

GUIDA INFERIORE IN ACCIAIO ZINCATO



🇬🇧 Lower guide in zinked steel

🇮🇹 Rail guide inférieure en acier zingué

COD.			€/m
G8I	6x6m (36m)	2,730	

■ ■ Esempio di applicazione per ante a libro. L'applicazione è valida per le serie SEMPIONE e FREJUS

🇬🇧 Application example for folding wings. Valid for SEMPIONE and FREJUS series

■ ■ Exemple d'application pour vantaux pliantes. L'application est valide pour les séries SEMPIONE et FREJUS





SERIE FREJUS

■ CARRELLI ED ACCESSORI PER MONOROTAIA G10Z

■ TROLLEYS AND ACCESSORIES FOR RAIL G10Z

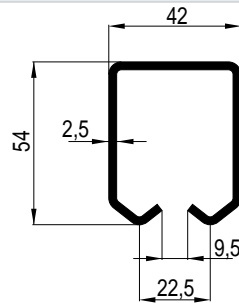
■ CHARIOTS ET ACCESSOIRES POUR MONORAIL G10Z



Per coppia di carrelli
For each pair of trolleys
Pour couple de chariots

2 ruote 2 wheels 2 Roulements	200
4 ruote 4 wheels 4 Roulements	650

MONOROTAIA IN ACCIAIO ZINCATO

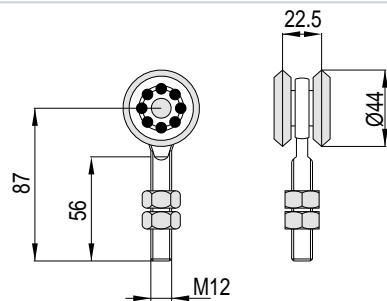


■ Zinked steel rail

■ Monorail en acier zingué

COD.			€/m
G10Z	4x6m (24m)	3,200	

CARRELLO FISSO A 2 RUOTE

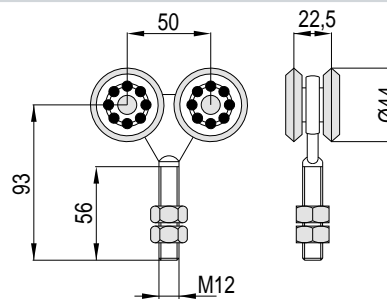


■ Fixed trolley with 2 wheels

■ Chariot fixe a 2 roulements

COD.	Ruote Wheels Roulements			€/pz
2RP	Cementate Cemented Cimentés	20	0,290	
2RP/C	Zincate Zinked Zingué	20	0,290	

CARRELLO FISSO A 4 RUOTE

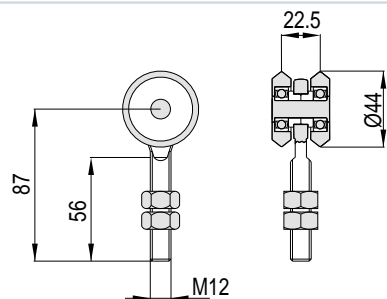


■ Fixed trolley with 4 wheels

■ Chariot fixe à 4 roulements

COD.	Ruote Wheels Roulements			€/pz
4RP	Cementate Cemented Cimentés	10	0,550	
4RP/C	Zincate Zinked Zingué	10	0,540	

CARRELLO FISSO A 2 RUOTE CON CUSCINETTI COMMERCIALI

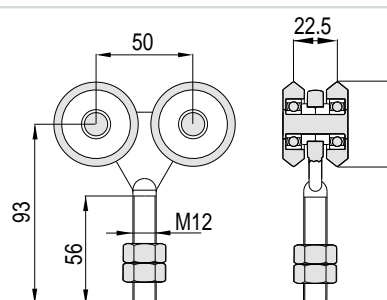


■ Fixed trolley with 2 zinked wheels and commercial bearings

■ Chariot fixe à 2 roulements zingué avec coussinets commerciaux

COD.			€/pz
2RP/CU	20	0,290	

CARRELLO FISSO A 4 RUOTE CON CUSCINETTI COMMERCIALI

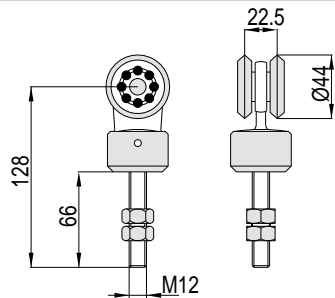


■ Fixed trolley with 4 zinked wheels and commercial bearings

■ Chariot fixe à 4 roulements zingué avec coussinets commerciaux

COD.			€/pz
4RP/CU	10	0,550	

CARRELLO GIREVOLE A 2 RUOTE CEMENTATE

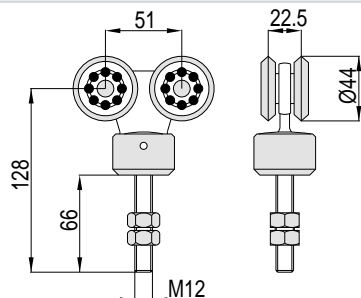


Swivel trolley with 2 cemented wheels

Chariot pivotant à 2 roulements cimentés

COD.			€/pz
2RPS	10	0,580	

CARRELLO GIREVOLE A 4 RUOTE CEMENTATE

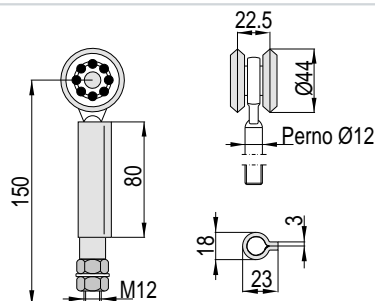


Swivel trolley with 4 cemented wheels

Chariot pivotant à 4 roulements cimentés

COD.			€/pz
4RPS	6	0,900	

CARRELLO FISSO A 2 RUOTE CEMENTATE CON CERNIERA

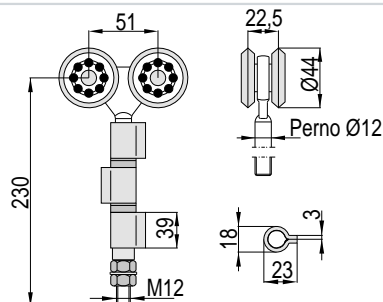


Fixed trolley with 2 cemented wheels and hinge

Chariot fixe à 2 roulements cimentés, avec charnière

COD.			€/pz
2RPM	20	0,470	

CARRELLO FISSO A 4 RUOTE CEMENTATE CON CERNIERA

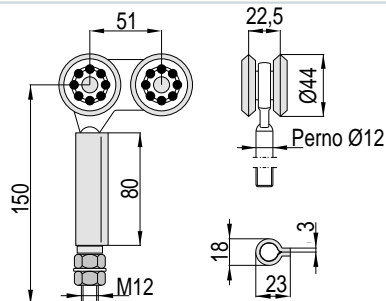


Fixed trolley with 4 cemented wheels and hinge

Chariot fixe à 4 roulements cimentés, avec charnière

COD.			€/pz
4RPM	12	0,830	

CARRELLO LATERALE A 4 RUOTE CEMENTATE CON CERNIERA

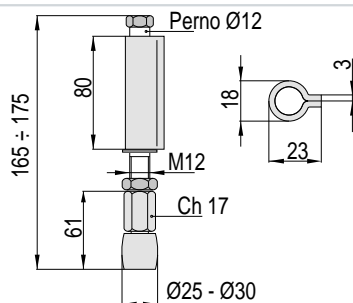


Lateral trolley with 4 cemented wheels and hinge

Chariot à 4 roulements cimentés, avec charnière

COD.			€/pz
4RPMT	10	0,470	

PERNO GUIDA INFERIORE CON OLIVA E CERNIERA

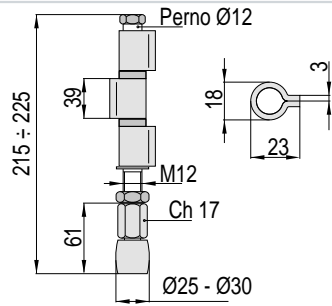


Lower guide pin with olive and hinge

Pivot guide inférieure avec olive et charnière

COD.			€/pz
310M-25	25	0,340	
310M-30	25	0,380	

PERNO GUIDA INFERIORE CON OLIVA E CERNIERA

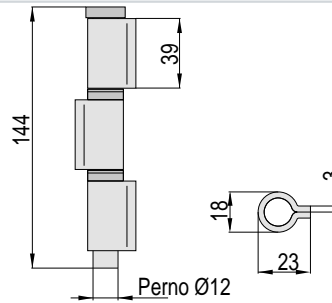


Lower guide pin with olive and hinge

Pivot guide inférieure avec olive et charnière

COD.			€/pz
310M/3-25	25	0,440	
310M/3-30	25	0,480	

CERNIERA A 3 ALI SU CUSCINETTI REGGISPINTA CEMENTATI

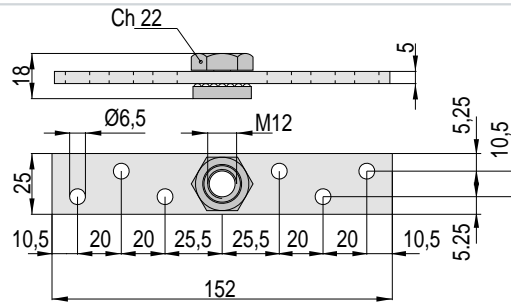


3 wings hinge, on cemented thrust bearings

Charnière à 3 ailes, sur roulements cimentés

COD.			€/pz
1750/3C	10	0,280	

PIASTRA GIREVOLE SU SFERE

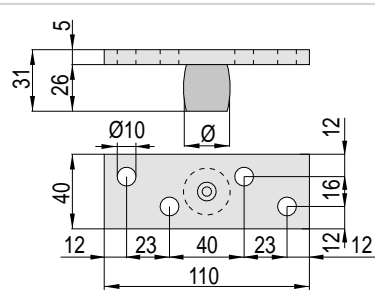


Swivel plate on balls

Platine articulée sur billes

COD.			€/pz
210S	50	0,170	

PIASTRA FISSA CON OLIVA GIREVOLE IN OTTONE

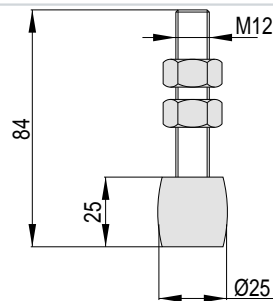


Fixed plate with swivel brass olive

Platine fixe avec olive pivotante en laiton

COD.	Ø			€/pz
309/25	25	25	0,270	
309/30	30	25	0,310	

PERNO GUIDA CON OLIVA IN OTTONE

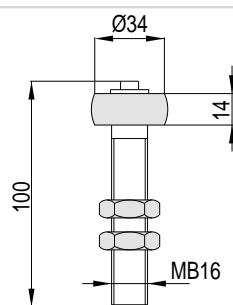


Guide pin with brass olive

Pivot guide avec olive en laiton

COD.			€/pz
311P	50	0,150	

DEVIATORE CON RULLO DI GUIDA

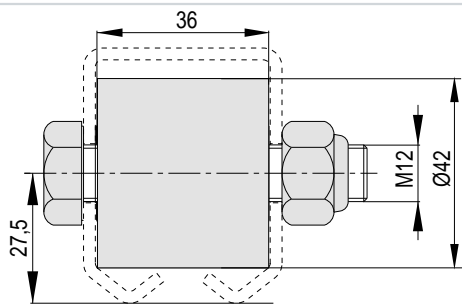


Guide pin with roller

Déviateur avec rouleau de guide

COD.			€/pz
309D	25	0,240	

FERMO DI ARRESTO CON PARACOLPO IN GOMMA

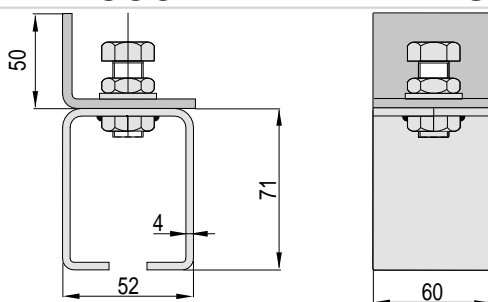


🇬🇧 Backstop with rubber buffer

🇫🇷 Ferme d'arrêt avec butoir en caoutchouc

COD.			€/pz
465	6	0,200	

ATTACCO LATERALE A FASCIA REGISTRABILE

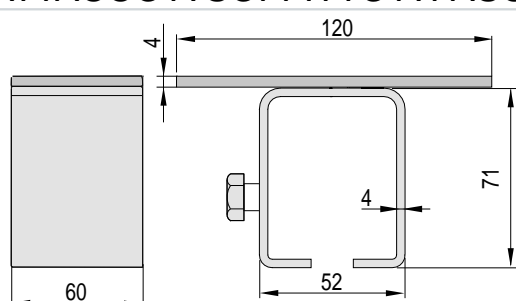


🇬🇧 Lateral adjustable support

🇫🇷 Support latéral avec réglage

COD.			€/pz
ALG10	10	0,600	

ATTACCO A SOFFITTO A FASCIA REGISTRABILE

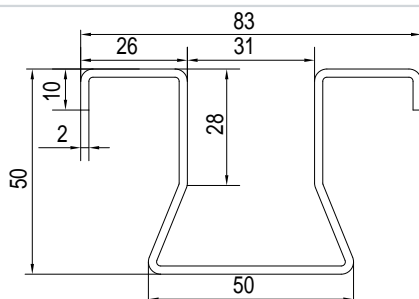


🇬🇧 Adjustable support

🇫🇷 Support pour plafond avec réglage

COD.			€/pz
ASG10	10	0,650	

GUIDA INFERIORE IN ACCIAIO ZINCATO



🇬🇧 Lower guide in zinked steel

🇫🇷 Rail guide inférieure en acier zingué

COD.			€/m
G8I	6x6m (36m)	2,730	



SERIE MINILUCE

■ CARRELLI ED ACCESSORI PER MONOROTAIA G12A-G12Z

■ TROLLEYS AND ACCESSORIES FOR RAILG12A-G12Z

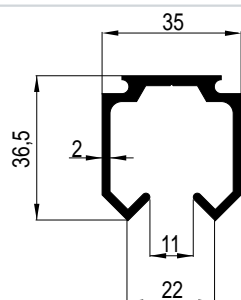
■ CHARIOTS ET ACCESSOIRES POUR MONORAIL G12A-G12Z



Per coppia di carrelli
For each pair of trolleys
Pour couple de chariots

2 ruote 2 wheels 2 Roulements	60
4 ruote 4 wheels 4 Roulements	85

MONOROTAIA IN ALLUMINIO GREZZO

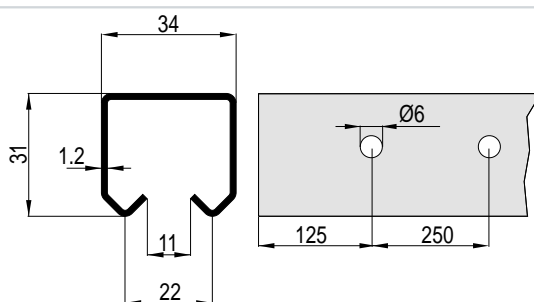



■ Aluminium rail

■ Monorail en aluminium

COD.			€/m
G12A	10x6m (60m)	0,750	

MONOROTAIA IN ACCIAIO ZINCATO, FORATA

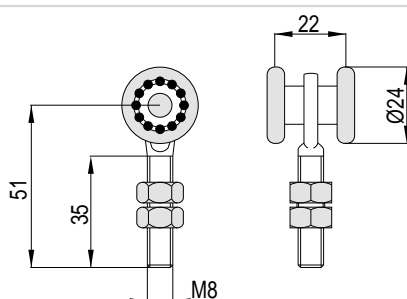


■ Drilled rail in zinked steel

■ Monorail percé en acier zingué

COD.			€/m
G12Z	12x6m (72m)	1,008	

CARRELLO FISSO A 2 RUOTE

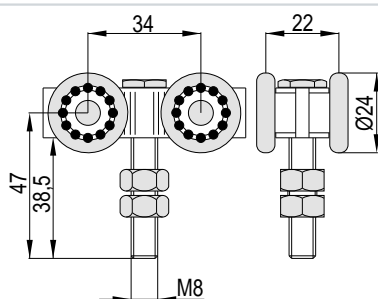


■ Fixed trolley with 2 wheels

■ Chariot fixe a 2 roulements

COD.	Ruote Wheels Roulements			€/pz
2RPP	Acciaio Steel Acier	60	0,070	
S2RPP	Nylon Nylon Nylon	60	0,060	

CARRELLO FISSO A 4 RUOTE, STAFFA IN ZAMA

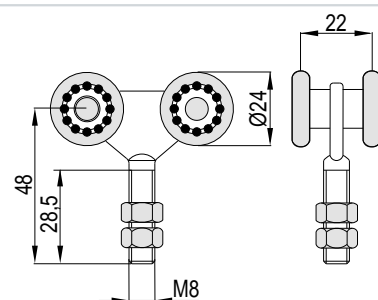


■ Fixed trolley with 4 wheels and bracket in zamac

■ Chariot fixe a 4 roul. etrier en zamak

COD.	Ruote Wheels Roulements			€/pz
4RPP	Acciaio Steel Acier	30	0,125	
S4RPP	Nylon Nylon Nylon	30	0,095	

CARRELLO FISSO A 4 RUOTE, STAFFA IN ACCIAIO ZINCATO

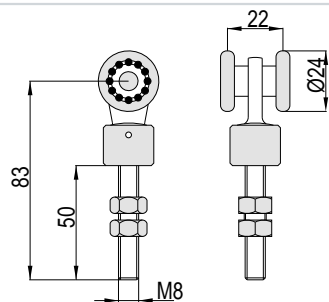


■ Fixed trolley with 4 wheels and bracket in zinked steel

■ Chariot fixe a 4 roulements etrier en acier zingué

COD.	Ruote Wheels Roulements			€/pz
4RPPZ	Acciaio Steel Acier	30	0,125	
S4RPPZ	Nylon Nylon Nylon	30	0,095	

CARRELLO GIREVOLE A 2 RUOTE

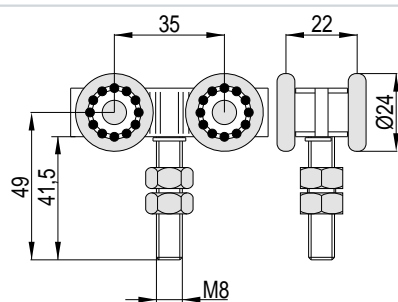


Swivel trolley with 2 wheels

Chariot pivotant a 2 roulements

COD.	Ruote Wheels Roulements			€/pz
2RPPS	Acciaio Steel Acier	60	0,115	
S2RPPS	Nylon Nylon Nylon	60	0,100	

CARRELLO GIREVOLE IN ALLUMINIO A 4 RUOTE

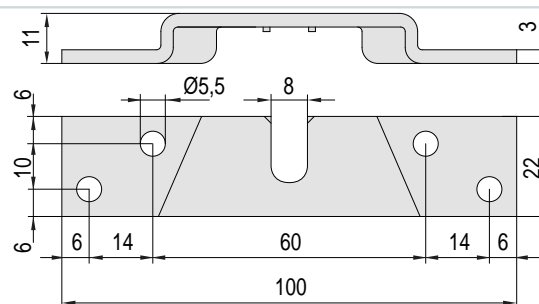


Swivel trolley in aluminium with 4 wheels

Chariot pivotant en aluminium à 4 roulements

COD.	Ruote Wheels Roulements			€/pz
4RPPS	Acciaio Steel Acier	30	0,125	
S4RPPS	Nylon Nylon Nylon	30	0,095	

STAFFA DI FISSAGGIO ANTA IN ACCIAIO ZINCATO

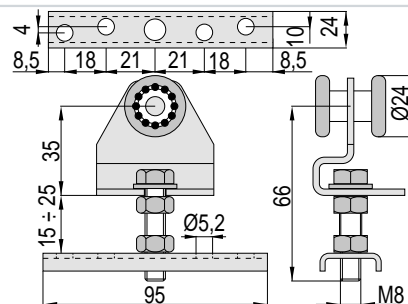


Fixing bracket in zinked steel

Platine de fixation en acier zingué

COD.			€/pz
STS303MSZ	30	0,048	

CARRELLO FISSO A 2 RUOTE

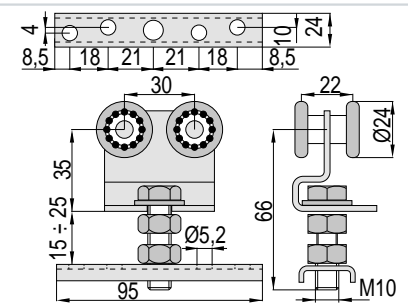


Fixed trolley with 2 wheels

Chariot fixe à 2 roulements

COD.	Ruote Wheels Roulements			€/pz
2RM	Acciaio Steel Acier	60	0,170	
S2RM	Nylon Nylon Nylon	60	0,160	

CARRELLO FISSO A 4 RUOTE

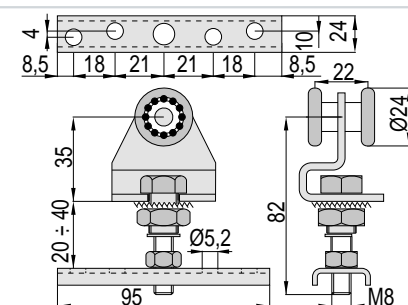


Fixed trolley with 4 wheels

Chariot fixe à 4 roulements

COD.	Ruote Wheels Roulements			€/pz
4RM	Acciaio Steel Acier	30	0,250	
S4RM	Nylon Nylon Nylon	30	0,225	

CARRELLO GIREVOLE A 2 RUOTE

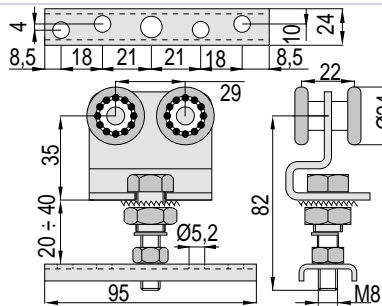


Swivel trolley with 2 wheels

Chariot pivotant à 2 roulements

COD.	Ruote Wheels Roulements			€/pz
2RMG	Acciaio Steel Acier	30	0,195	
S2RMG	Nylon Nylon Nylon	30	0,180	

CARRELLO GIREVOLE A 4 RUOTE

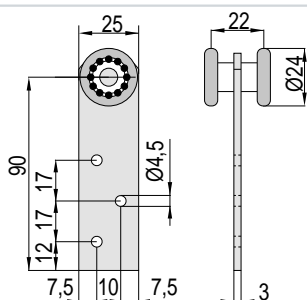


Swivel trolley with 4 wheels

Chariot pivotant à 4 roulements

COD.	Ruote Wheels Roulements			€/pz
4RMG	Acciaio Steel Acier	30	0,260	
S4RMG	Nylon Nylon Nylon	30	0,235	

CARRELLO A 2 RUOTE CON PIASTRA

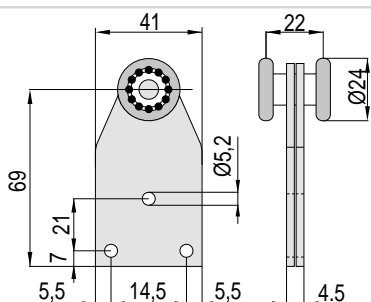


Trolley with 2 wheels and plate

Chariot à 2 roulements, et plaque

COD.	Ruote Wheels Roulements			€/pz
V1L2	Acciaio Steel Acier	30	0,095	
SV1L2	Nylon Nylon Nylon	30	0,080	

CARRELLO FISSO A 2 RUOTE IN ACCIAIO CON STAFFE MOBILI

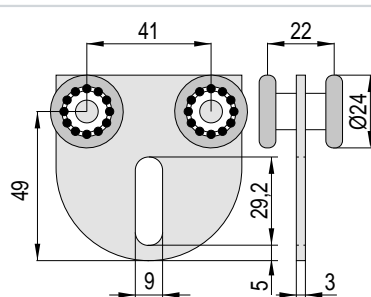


Fixed trolley with 2 wheels in steel and movable brackets

Chariot fixe à 2 roulements et acier, avec etriers mobiles

COD.			€/pz
V2	50	0,120	

CARRELLO FISSO A 4 RUOTE

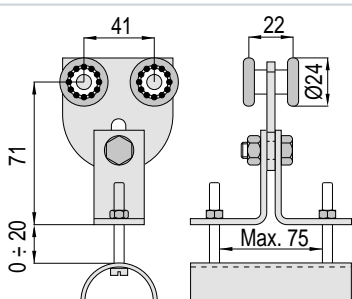


Fixed trolley with 4 wheels

Chariot fixe à 4 roulements

COD.	Ruote Wheels Roulements			€/pz
4MLI	Acciaio Steel Acier	30	0,150	
S4MLI	Nylon Nylon Nylon	30	0,120	

CARRELLO FISSO A 4 RUOTE IN ACCIAIO PER TRASPORTO PIATTINA

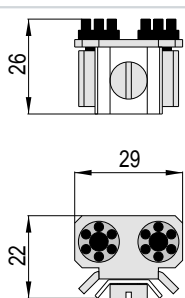


Fixed trolley with 4 wheels in steel, for strap transport

Chariot fixe à 4 roulements et acier pour transport de sangle

COD.			€/pz
4MLP	10	0,355	

FERMO DI ARRESTO CON PARACOLPI IN GOMMA

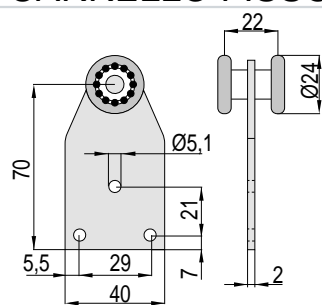


Backstop with rubber buffers

Ferme d'arrêt avec butoir en caoutchouc

COD.			€/pz
412	100	0,020	

CARRELLO FISSO A 2 RUOTE IN ACCIAIO CON STAFFA FISSA

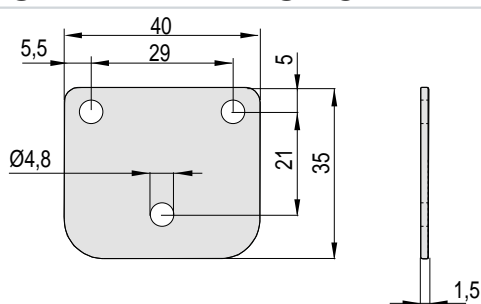


Steel trolley with 4 wheels and plate

Chariot à 4 roulements en acier, et etriers

COD.			€/pz
V2L	50	0,080	

STAFFA IN PLASTICA PER CARRELLO V2L

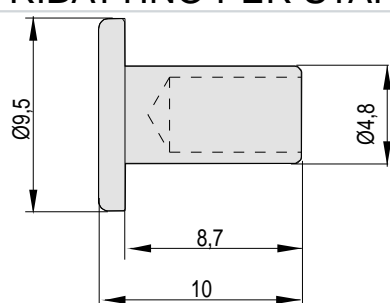


Plastic bracket for trolley V2L

Platine en plastique pour chariot V2L

COD.			€/pz
ST40X35N	150	0,002	

RIBATTINO PER STAFFA IN PLASTICA ST40X35N



Rivet for plastic bracket ST40X35N

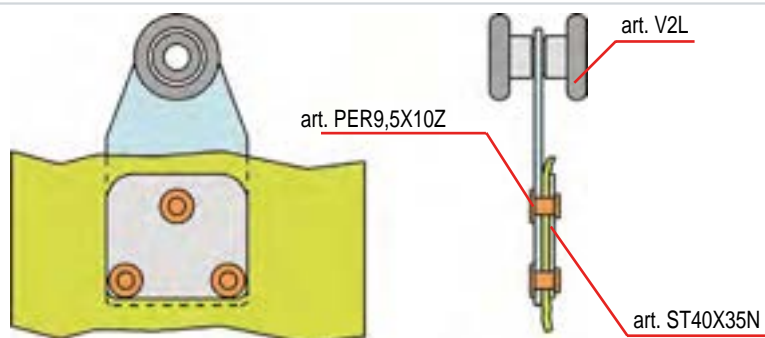
Rivet pour platine en plastique ST40X35N

COD.			€/pz
PER9,5X10Z	2000	0,001	

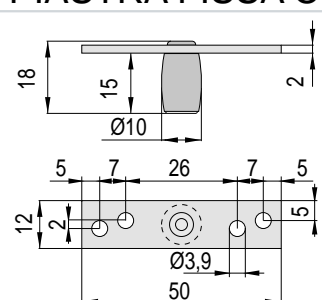
Esempio di applicazione del carrello V2L con un telone scorrevole

Application example for V2L trolley, with sliding tarpaulin

Exemple d'application du chariot V2L, avec une banne coulissante



PIASTRA FISSA CON OLIVA GIREVOLE CENTRALE IN OTTONE

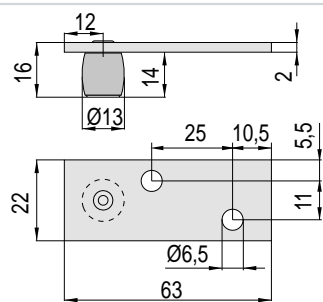


Fixed plate with central brass swivel olive

Platine fixe avec olive pivotante en laiton

COD.			€/pz
312B	50	0,015	

PIASTRA FISSA CON OLIVA GIREVOLE LATERALE IN OTTONE

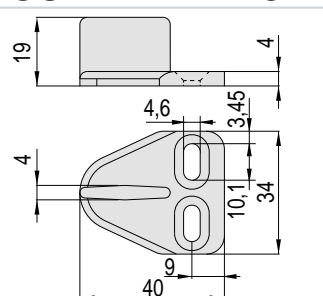


Fixed plate with lateral brass swivel olive

Platine fixe avec olive pivotante en laiton

COD.			€/pz
312A	80	0,045	

GUIDA INFERIORE IN NYLON

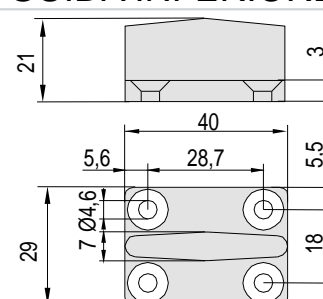


Lower guide in nylon

Guide inférieure en nylon

COD.			€/pz
312	60	0,006	

GUIDA INFERIORE IN NYLON

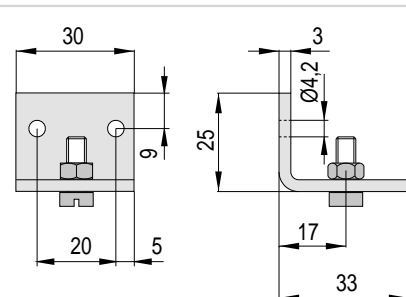


Lower guide in nylon

Guide inférieure en nylon

COD.			€/pz
312/A	60	0,006	

SUPPORTO LATERALE PER MONOROTAIA G12Z

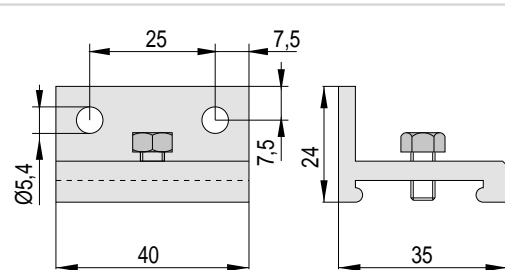


Lateral support for rail G12Z

Support latéral pour rail G12Z

COD.			€/pz
112PN	24	0,040	

SUPPORTO LATERALE PER MONOROTAIA G12A

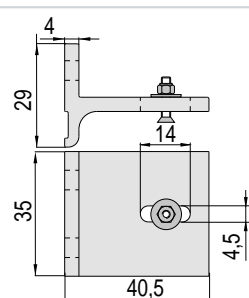


Lateral support for rail G12A

Support latéral pour monorail G12A

COD.			€/pz
LS 120V	30	0,030	

ATTACCO LATERALE REGISTRABILE

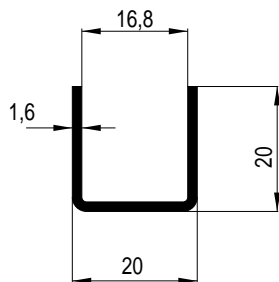


Lateral adjustable support

Support de fixation latéral réglable

COD.			€/pz
LS 40-120	20	0,030	

GUIDA INFERIORE IN ALLUMINIO GREZZO



Aluminium lower guide

Guide inférieure en aluminium

COD.			€/m
GIM	12x6m (72m)	0,235	

SET SERIE MINILUCE. CONFEZIONI STD PER MONOROTAIA G12A - G12Z

STD packings for monorail G12A - G12Z

Condit. STD pour rail G12A - G12Z



art. SET 4RM/2 NUOVO PRODOTTO
art. SET 4RM/2 NOUVEAU PRODUIT

COD.			€/pz
SET 4RM	24	0,575	
SET 4RM/2	24	0,565	

Set in contenitore di cartone composto da:
 - N°2 carrelli completi (art. 4RM)
 - N°2 fermi d'arresto (art. 412)
 - N°1 guida inferiore (art. 312) presente solo nel SET 4RM

Set in cartoon box including:
 - N°2 complete trolleys (art. 4RM)
 - N°2 backstops (art. 412)
 - N°1 lower guide (art. 312) available only in the SET 4RM

set en boîte de carton composé par:
 -N°2 chariots complets (art.4RM)
 -N°2 fermes d'arrêt (art. 412)
 -N°1 guide inférieure (art. 312) présent uniquement dans le SET 4RM

SET SERIE MINILUCE. CONFEZIONI STD PER MONOROTAIA G12A - G12Z

STD packings for monorail G12A - G12Z

Condit. STD pour rail G12A - G12Z



art. SET S4RM/2 NUOVO PRODOTTO
art. SET S4RM/2 NOUVEAU PRODUIT

COD.			€/pz
SET S4RM	24	0,520	
SET S4RM/2	20	0,510	

Set in contenitore di cartone composto da:
 - N°2 carrelli completi (art. S4RM)
 - N°2 fermi d'arresto (art. 412)
 - N°1 guida inferiore (art. 312) presente solo nel SET S4RM

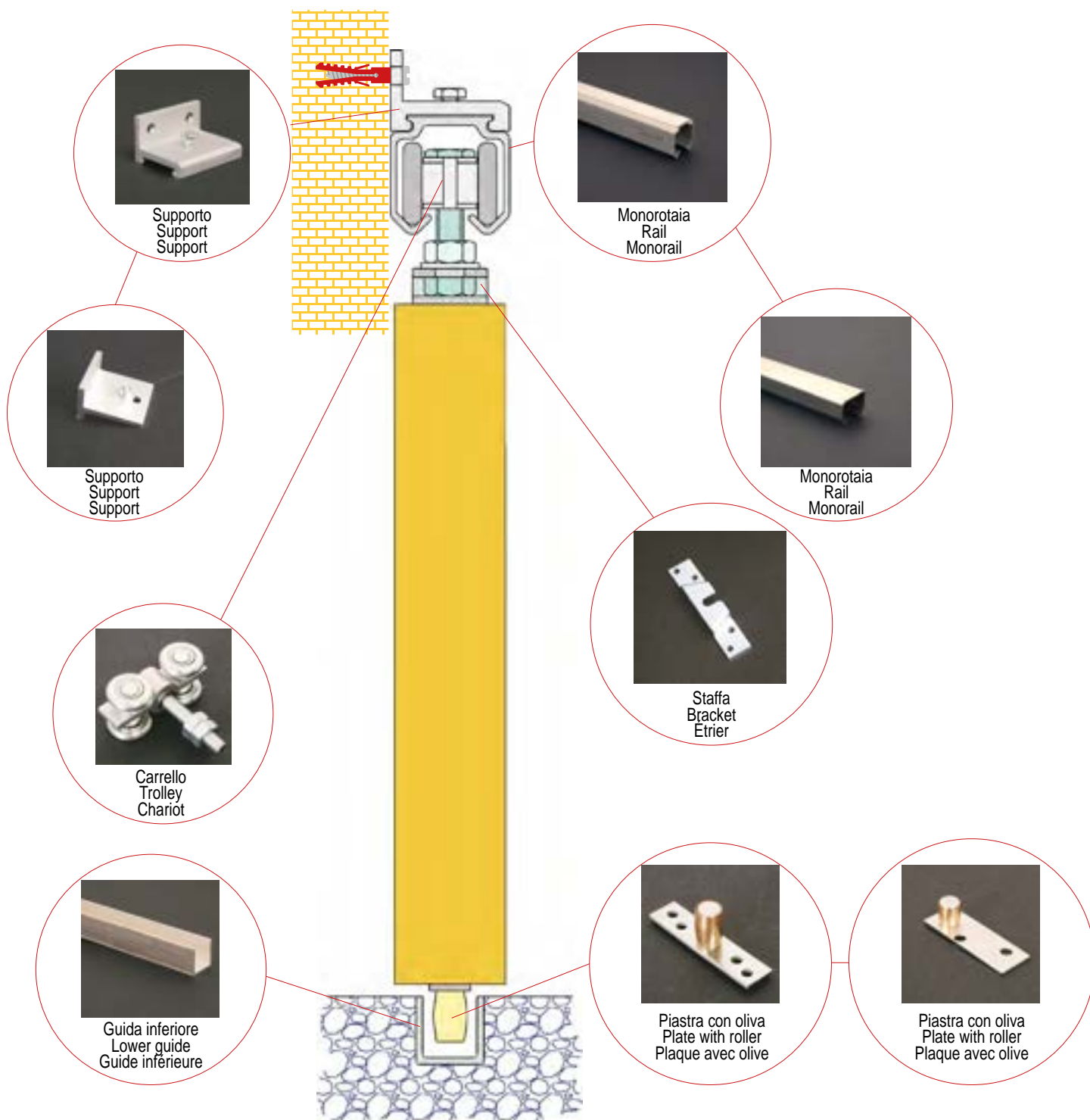
Set in cartoon box including:
 - N°2 complete trolleys (art. S4RM)
 - N°2 backstops (art. 412)
 - N°1 lower guide (art. 312) available only in the SET S4RM

set en boîte de carton composé par:
 -N°2 chariots complets (art.S4RM)
 -N°2 fermes d'arrêt (art. 412)
 -N°1 guide inférieure (art. 312) présent uniquement dans le SET S4RM

█ █ L'applicazione è valida per la serie MINILUCE

█ Application valid for MINILUCE series

█ █ L'application est valide pour la série MINILUCE





SERIE MINILUCE VERTICAL



Per coppia di carrelli
For each pair of trolleys
Pour couple de chariots

■ ■ CARRELLI ED ACCESSORI PER MONOROTAIA G14Z

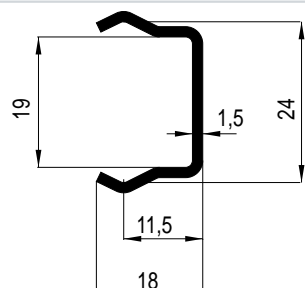
■ ■ TROLLEYS AND ACCESSORIES FOR RAIL G14Z

■ ■ CHARIOTS ET ACCESSOIRES POUR MONORAIL G14Z

1 Ruota
1 Wheel
1 Roulement

30

MONOROTAIA IN ACCIAIO ZINCATO

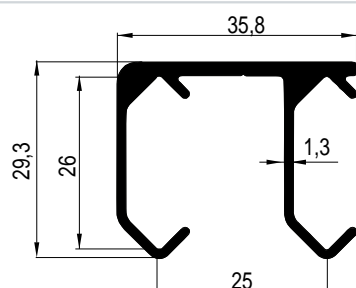


■ ■ Zinked steel rail

■ ■ Monorail en acier zingué

COD.			€/m
G14Z	12x6m (72m)	0,650	

MONOROTAIA DOPPIA IN ALLUMINIO GREZZO

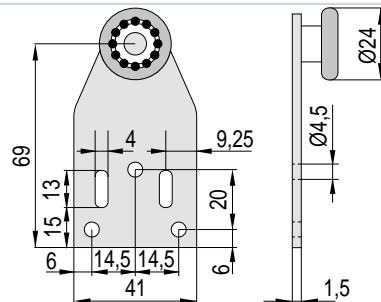


■ ■ Aluminium double rail

■ ■ Double monorail en aluminium

COD.			€/m
G14AX2	12x6m (72m)	0,527	

CARRELLO FISSO A 1 RUOTA

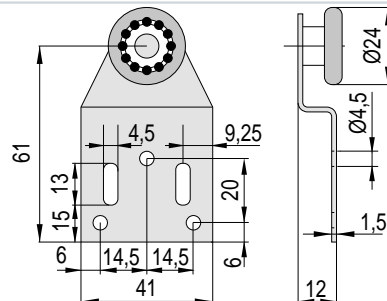


■ ■ Fixed trolley with 1 wheel

■ ■ Chariot fixe à 1 roulement

COD.	Ruote Wheels Roulements			€/pz
V1	Acciaio Steel Acier	50	0,060	
SV1	Nylon Nylon Nylon	50	0,055	

CARRELLO FISSO A 1 RUOTA

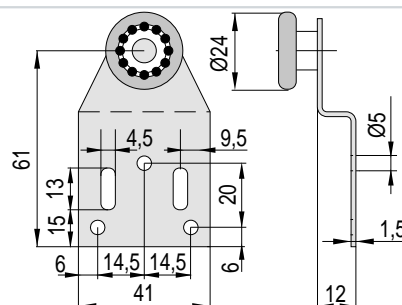


■ ■ Fixed trolley with 1 wheel

■ ■ Chariot fixe à 1 roulement

COD.	Ruote Wheels Roulements			€/pz
V1A	Acciaio Steel Acier	80	0,060	
SV1A	Nylon Nylon Nylon	80	0,055	

CARRELLO FISSO A 1 RUOTA

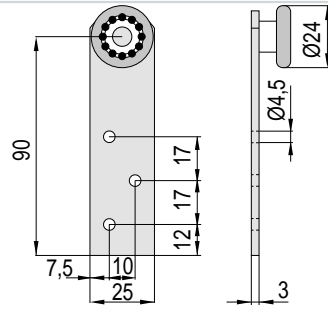


■ ■ Fixed trolley with 1 wheel

■ ■ Chariot fixe à 1 roulement

COD.	Ruote Wheels Roulements			€/pz
V1A/O	Acciaio Steel Acier	80	0,060	
SV1A/O	Nylon Nylon Nylon	80	0,055	

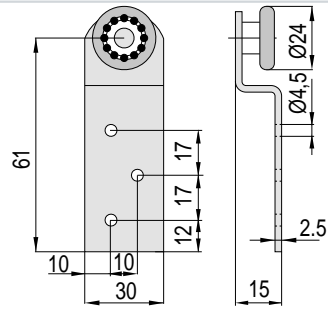
CARRELLO FISSO A 1 RUOTA



Fixed trolley with 1 wheel
Chariot fixe à 1 roulement

COD.	Ruote Wheels Roulements			€/pz
V1L	Acciaio Steel Acier	50	0,070	
SV1L	Nylon Nylon Nylon	50	0,065	

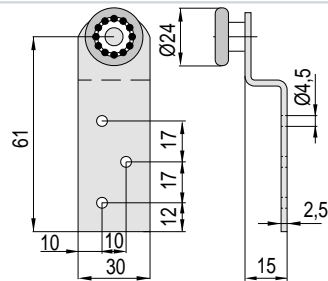
CARRELLO FISSO A 1 RUOTA



Fixed trolley with 1 wheel
Chariot fixe à 1 roulement

COD.	Ruote Wheels Roulements			€/pz
V1LA	Acciaio Steel Acier	50	0,070	
SV1LA	Nylon Nylon Nylon	50	0,065	

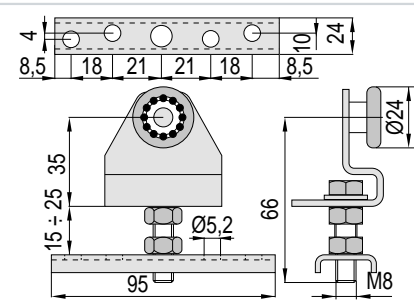
CARRELLO FISSO A 1 RUOTA



Fixed trolley with 1 wheel
Chariot fixe à 1 roulement

COD.	Ruote Wheels Roulements			€/pz
V1LA/O	Acciaio Steel Acier	50	0,070	
SV1LA/O	Nylon Nylon Nylon	50	0,065	

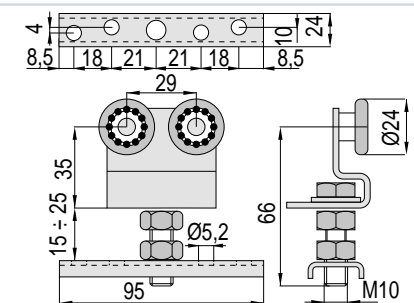
CARRELLO FISSO A 1 RUOTA



Fixed trolley with 1 wheel
Chariot fixe à 1 roulement

COD.	Ruote Wheels Roulements			€/pz
V1S	Acciaio Steel Acier	50	0,155	
SV1S	Nylon Nylon Nylon	50	0,150	

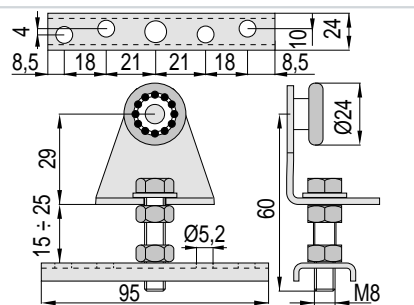
CARRELLO FISSO A 2 RUOTE



Fixed trolley with 2 wheels
Chariot fixe à 2 roulements

COD.	Ruote Wheels Roulements			€/pz
V2S	Acciaio Steel Acier	50	0,230	
SV2S	Nylon Nylon Nylon	50	0,215	

CARRELLO FISSO A 1 RUOTA

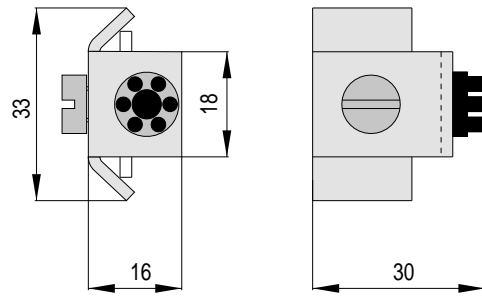


Fixed trolley with 1 wheel
Chariot fixe à 1 roulement

COD.	Ruote Wheels Roulements			€/pz
1RMS	Acciaio Steel Acier	30	0,140	
S1RMS	Nylon Nylon Nylon	30	0,130	

ADESSURIMENTO
O
DIVISION
A
EPUSEMENT

FERMO DI ARRESTO CON PARACOLPO IN GOMMA

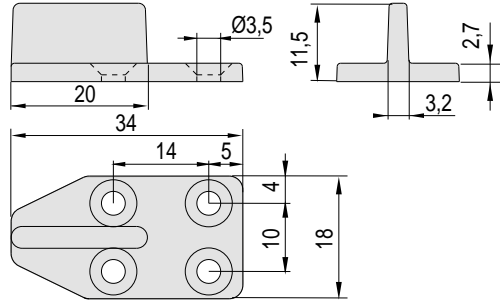


Backstop with rubber buffers

Ferme d'arrêt avec butoir en caoutchouc

COD.			€/pz
414	100	0,020	

GUIDA INFERIORE IN PLASTICA

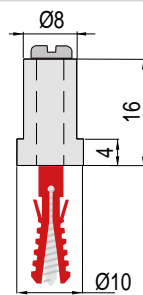


Lower guide in plastic

Guide inférieure en plastique

COD.			€/pz
316	50	0,002	

GUIDA INFERIORE IN NYLON

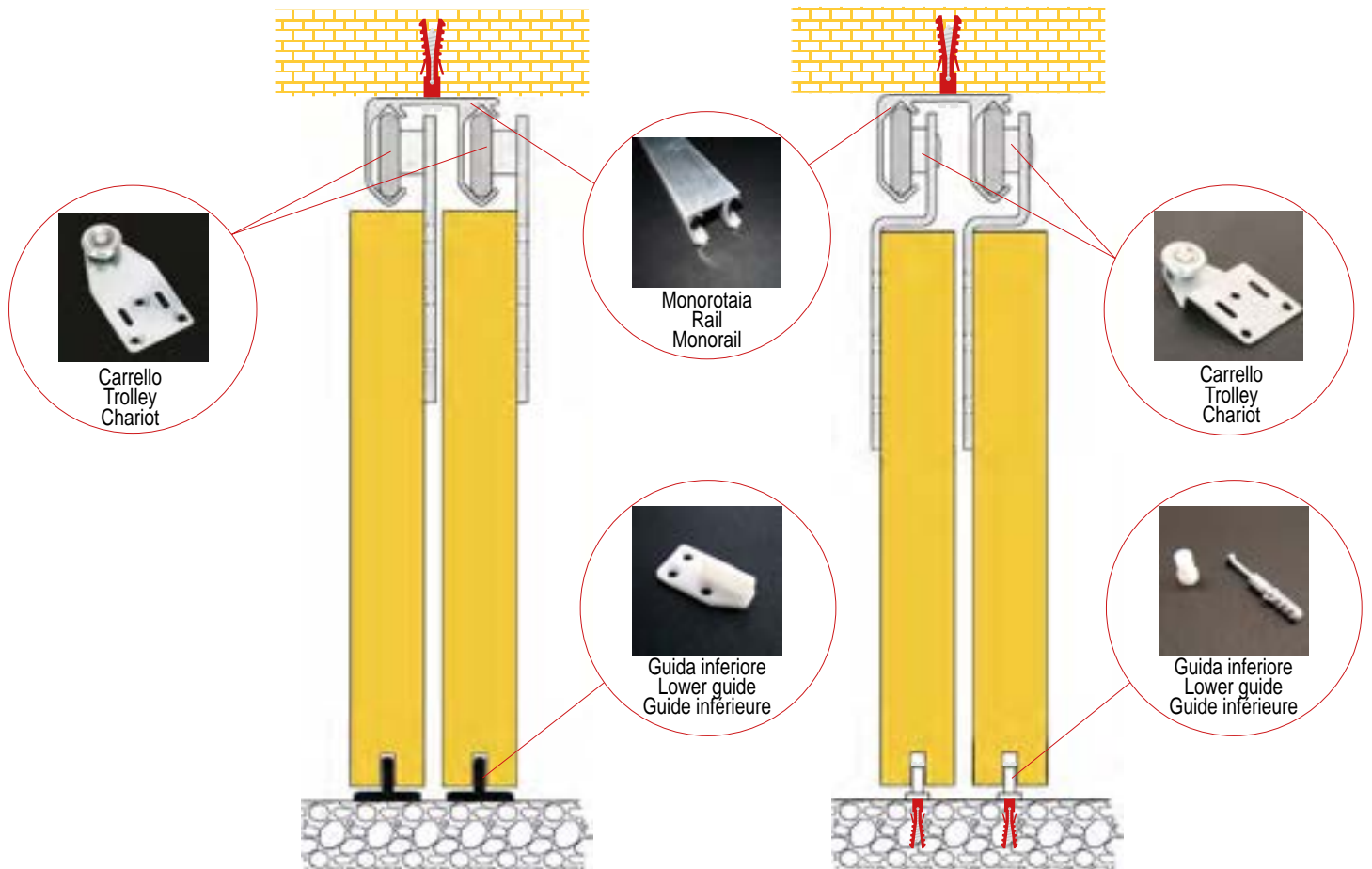


Lower guide in nylon

Guide inférieure en nylon

COD.			€/pz
312R	60	0,003	

Applicazione con monorotaia doppia Application with double rail Application avec double rail





SERIE MICRON

■ ■ CARRELLI ED ACCESSORI PER MONOROTAIA G16Z

■ ■ TROLLEYS AND ACCESSORIES FOR RAILG16Z

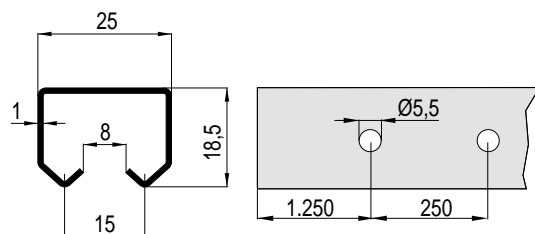
■ ■ CHARIOTS ET ACCESSOIRES POUR MONORAIL G16Z



Per coppia di carrelli
For each pair of trolleys
Pour couple de chariots

2 ruote
2 wheels
2 Roulement **30**

MONOROTAIA IN ACCIAIO ZINCATO, FORATA

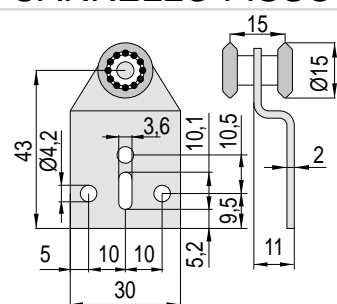


■ ■ Drilled rail in zinked steel

■ ■ monorail percé en acier zingué

COD.			€/m
G16Z	15x6m (90m)	0,550	

CARRELLO FISSO A 2 RUOTE

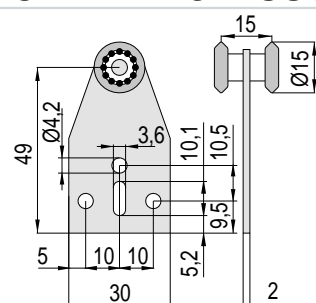


■ ■ Fixed trolley with 2 wheels

■ ■ Chariot fixe à 2 roulements

COD.	Ruote Wheels Roulements			€/pz
M1	Acciaio Steel Acier	30	0,030	
SM1	Nylon Nylon Nylon	30	0,025	

CARRELLO FISSO A 2 RUOTE

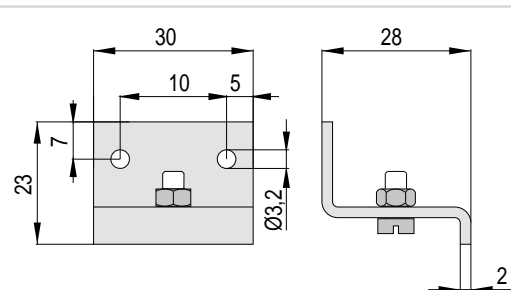


■ ■ Fixed trolley with 2 wheels

■ ■ Chariot fixe à 2 roulements

COD.	Ruote Wheels Roulements			€/pz
M1V	Acciaio Steel Acier	30	0,035	
SM1V	Nylon Nylon Nylon	30	0,030	

SUPPORTO LATERALE PER MONOROTAIA G16Z

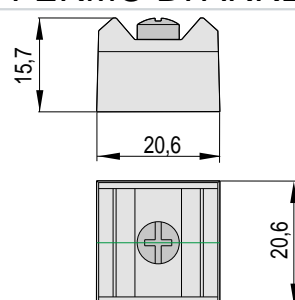


■ ■ Lateral support in zinked steel

■ ■ Support latéral en acier zingué

COD.			€/pz
116P	25	0,020	

FERMO DI ARRESTO IN PLASTICA NERA

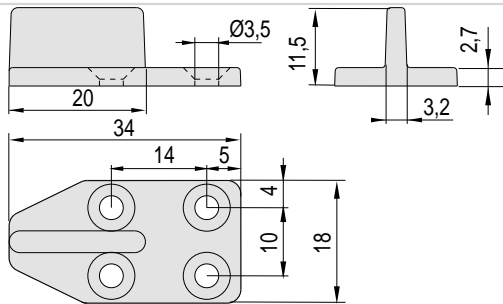


■ ■ Backstop in plastic

■ ■ Ferme d'arrêt en plastique

COD.			€/pz
416	100	0,010	

GUIDA INFERIORE IN PLASTICA



Lower guide in plastic

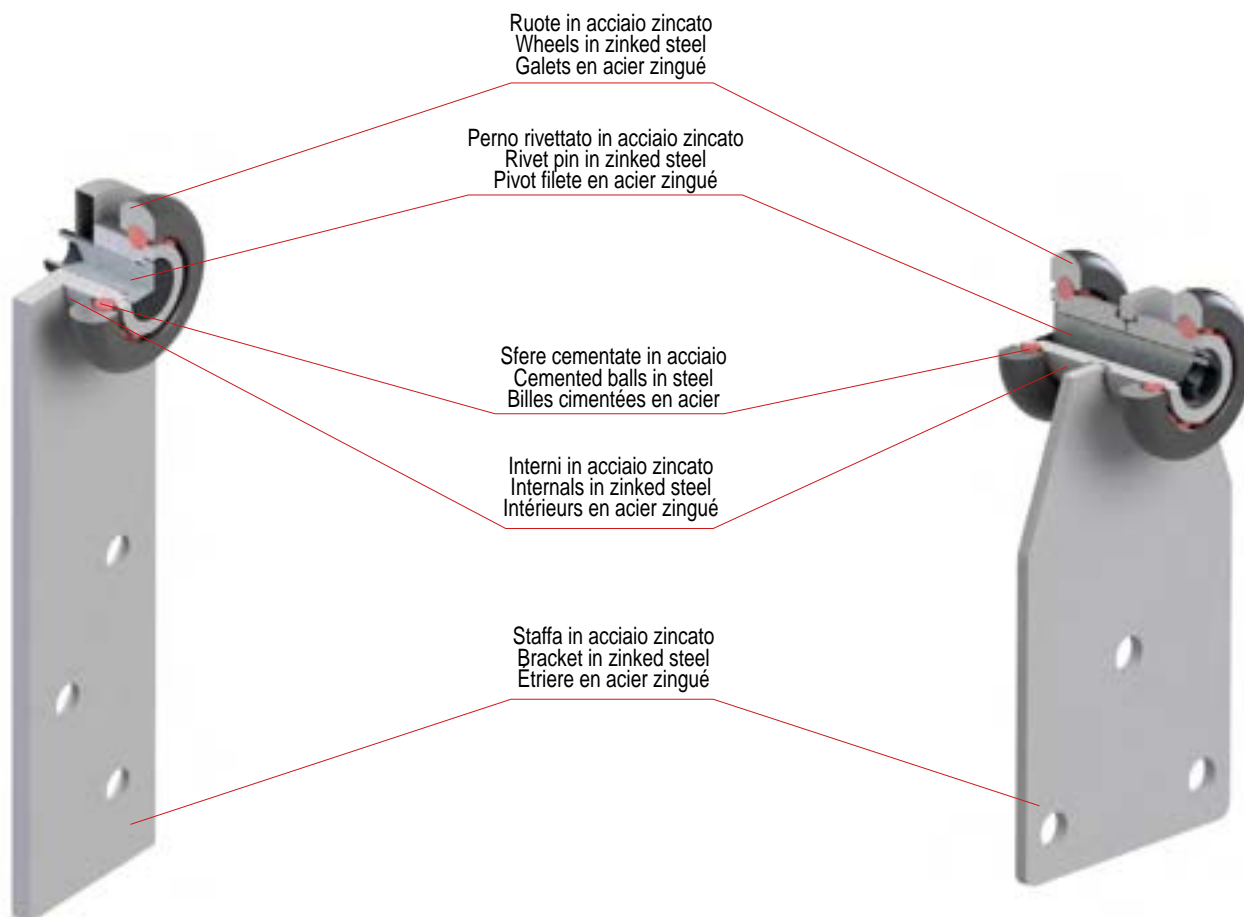
Guide inférieure en plastique

COD.			€/pz
316	50	0,002	

Esempio sezione scorrevoli in acciaio delle SERIE MINILUCE e MINILUCE VERTICAL

Steel sliding section example of the MINILUCE and MINILUCE VERTICAL SERIES

Exemple de profile coulissant en acier des SÉRIES MINILUCE et MINILUCE VERTICAL





SERIE MICRON VERTICAL



Per coppia di carrelli
For each pair of trolleys
Pour couple de chariots

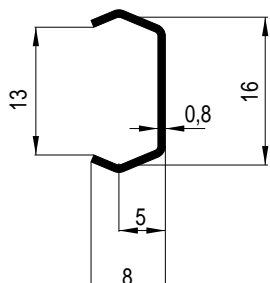
■ ■ CARRELLI ED ACCESSORI PER MONOROTAIA G16VZ

🇬🇧 TROLLEYS AND ACCESSORIES FOR RAIL G16VZ

■ ■ CHARIOTS ET ACCESSOIRES POUR MONORAIL G16VZ

1 ruote
1 wheels
1 Roulement **20**

MONOROTAIA IN ACCIAIO ZINCATO

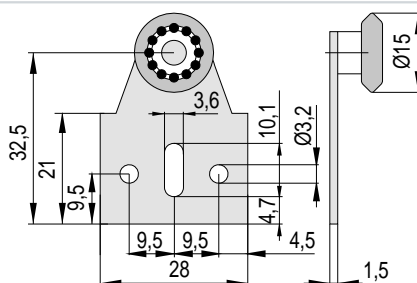


🇬🇧 Zinked steel rail

■ ■ Monorail en acier zingué

COD.			€/m
G16VZ	15x6m (90m)	0,200	

CARRELLO FISSO A 1 RUOTA

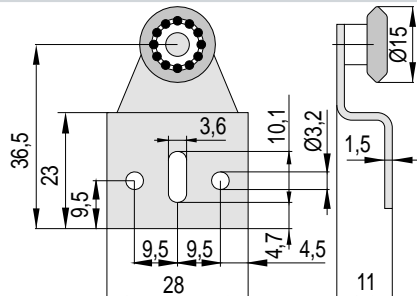


🇬🇧 Fixed trolley with 1 wheel

■ ■ Chariot fixe à 1 roulements

COD.	Ruota Wheel Roulement			€/pz
MV1	Acciaio Steel Acier	30	0,015	
SMV1	Nylon Nylon Nylon	30	0,015	

CARRELLO FISSO A 1 RUOTA

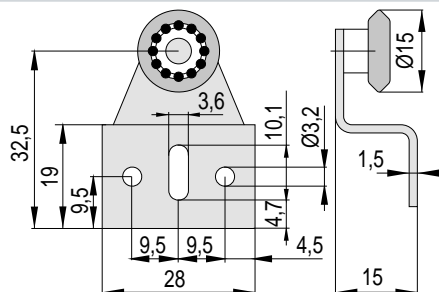


🇬🇧 Fixed trolley with 1 wheel

■ ■ Chariot fixe à 1 roulements

COD.	Ruota Wheel Roulement			€/pz
MV1A	Acciaio Steel Acier	30	0,015	
SMV1A	Nylon Nylon Nylon	30	0,015	

CARRELLO FISSO A 1 RUOTA IN NYLON

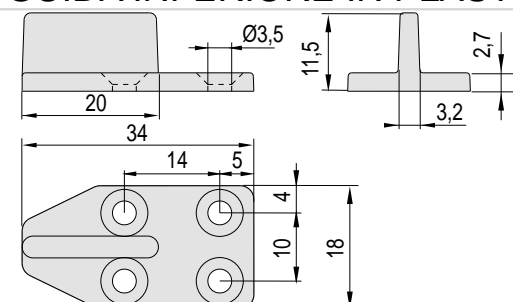


🇬🇧 Fixed trolley with 1 nylon wheel

■ ■ Chariot fixe à 1 nylon roulement

COD.			€/pz
SMV1AA	30	0,015	

GUIDA INFERIORE IN PLASTICA



🇬🇧 Lower guide in plastic

■ ■ Guide inférieure en plastique

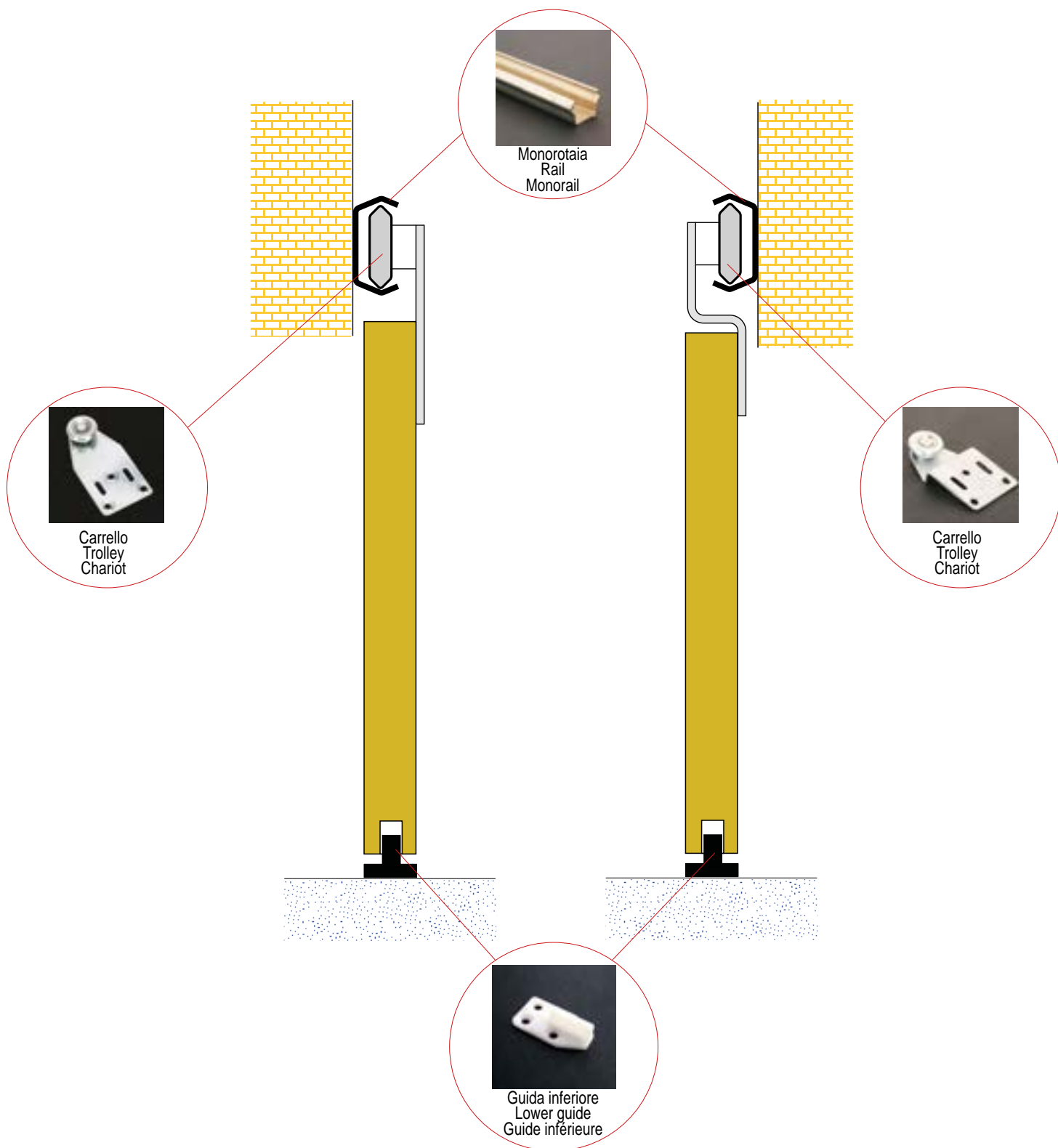
COD.			€/pz
316	50	0,002	

AD ESQUIVAMENTO
TO DIVISION
A EFUSEMENT

🇮🇹 L'applicazione è valida per le serie MINILUCE VERTICAL e MICRON VERTICAL

🇬🇧 Application valid for MINILUCE VERTICAL and MICRON VERTICAL series

🇫🇷 L'application est valide pour les séries MINILUCE VERTICAL et MICRON VERTICAL





SERIE SEMPIONE FRANCE



Per coppia di carrelli
For each pair of trolleys
Pour couple de chariots

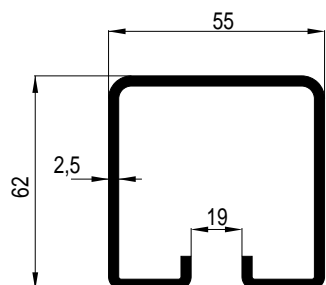
■ ■ CARRELLI ED ACCESSORI PER MONOROTAIA G9ZF

■ ■ TROLLEYS AND ACCESSORIES FOR RAIL G9ZF

■ ■ CHARIOTS ET ACCESSOIRES POUR MONORAIL G9ZF

2 ruote 2 wheels	400
2 Roulements 4 ruote 4 wheels	750
4 Roulements	

MONOROTAIA IN ACCIAIO ZINCATO

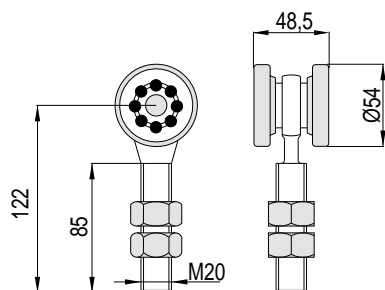


■ ■ Zinked steel rail

■ ■ Monorail en acier zingué

COD.			€/m
G9ZF	4x6m (24m)	3,960	

CARRELLO FISSO A 2 RUOTE ZINCATE

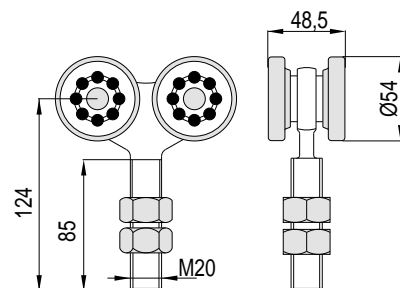


■ ■ Fixed trolley with 2 zinked wheels

■ ■ Chariot fixe a 2 zingués roulements

COD.			€/pz
2RG/CF	8	0,750	

CARRELLO FISSO A 4 RUOTE ZINCATE

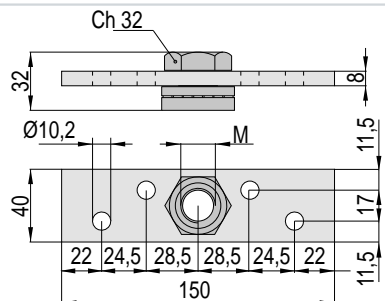


■ ■ Fixed trolley with 4 zinked wheels

■ ■ Chariot fixe à 4 zingués roulements

COD.			€/pz
4RG/CF	4	1,250	

PIASTRA GIREVOLE SU SFERE

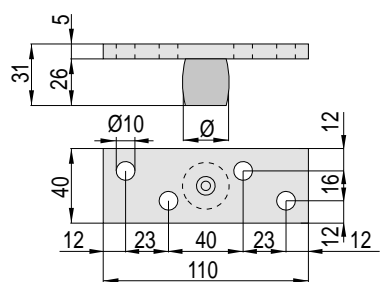


■ ■ Swivel plate on balls

■ ■ Platine articulée sur billes

COD.	M			€/pz
209S	20	20	0,460	
209S/18	18	20	0,460	

PIASTRA FISSA CON OLIVA GIREVOLE IN OTTONE

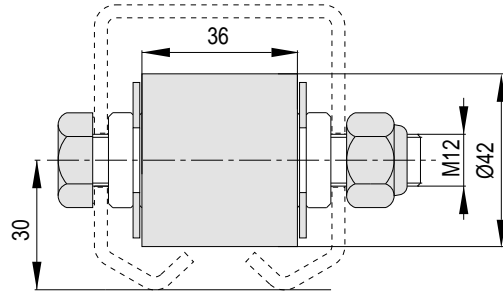


■ ■ Fixed plate with swivel brass olive

■ ■ Platine fixe avec olive articulée en laiton

COD.	Ø			€/pz
309/25	25	25	0,270	
309/30	30	25	0,310	

FERMO DI ARRESTO CON PARACOLPO IN GOMMA

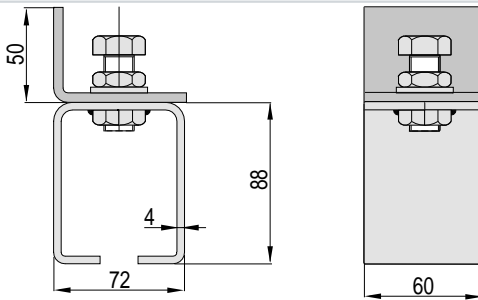


🇬🇧 Backstop with rubber buffer

🇫🇷 Ferme d'arrêt avec butoir en caoutchouc

COD.			€/pz
475	6	0,250	

ATTACCO LATERALE A FASCIA REGISTRABILE

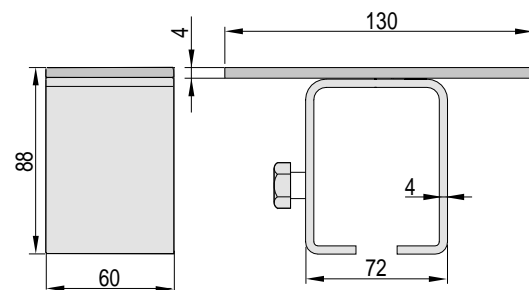


🇬🇧 Lateral adjustable support

🇫🇷 Support latéral avec réglage

COD.			€/pz
ALG9	10	0,700	

ATTACCO A SOFFITTO A FASCIA REGISTRABILE

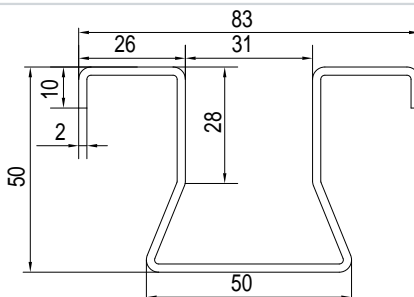



🇬🇧 Adjustable support

🇫🇷 Support pour plafond avec réglage

COD.			€/pz
ASG9	10	0,750	

GUIDA INFERIORE IN ACCIAIO ZINCATO



🇬🇧 Lower guide in zinked steel

🇫🇷 Rail guide inférieure en acier zingué

COD.			€/m
G8I	6x6m (36m)	2,730	



SERIE FREJUS FRANCE

■ CARRELLI ED ACCESSORI PER MONOROTAIA G10ZF

■ TROLLEYS AND ACCESSORIES FOR RAILG10ZF

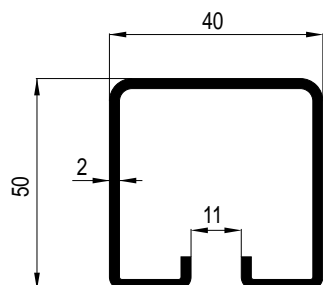
■ CHARIOTS ET ACCESSOIRES POUR MONORAIL G10ZF



Per coppia di carrelli
For each pair of trolleys
Pour couple de chariots

2 ruote 2 wheels 2 Roulements	200
4 ruote 4 wheels 4 Roulements	650

MONOROTAIA IN ACCIAIO ZINCATO

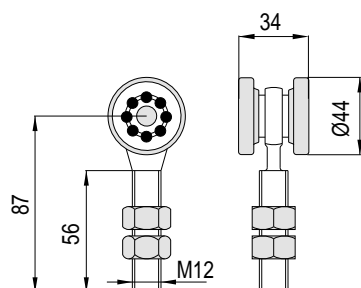


■ Zinked steel rail

■ Monorail en acier zingué

COD.			€/m
G10ZF	6x6m (36m)	2,480	

CARRELLO FISSO A 2 RUOTE ZINCATE

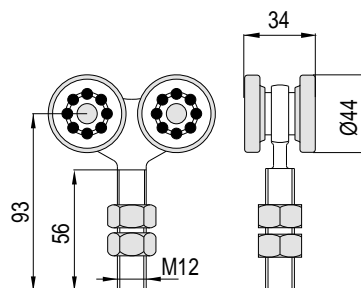


■ Fixed trolley with 2 zinked wheels

■ Chariot fixe a 2 zingués roulements

COD.			€/pz
2RP/CF	20	0,280	

CARRELLO FISSO A 4 RUOTE ZINCATE

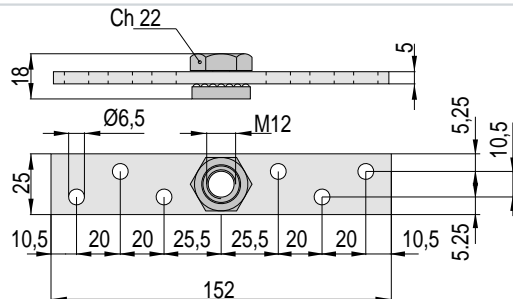


■ Fixed trolley with 4 zinked wheels

■ Chariot fixe à 4 roulements zingués

COD.			€/pz
4RP/CF	10	0,540	

PIASTRA GIREVOLE SU SFERE

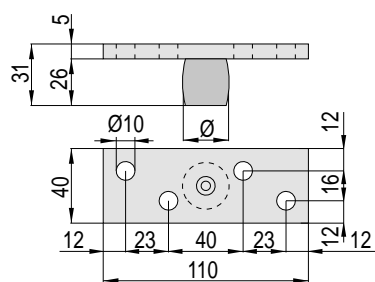


■ Swivel plate on balls

■ Platine articulée sur billes

COD.			€/pz
210S	50	0,170	

PIASTRA FISSA CON OLIVA GIREVOLE IN OTTONE

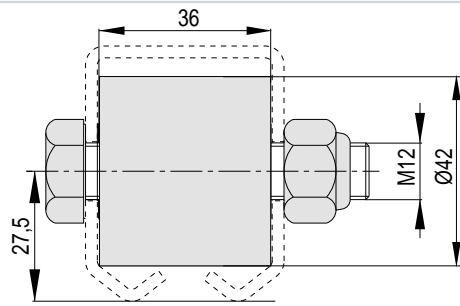


■ Fixed plate with swivel brass olive

■ Platine fixe avec olive pivotante en laiton

COD.	Ø			€/pz
309/25	25	25	0,270	
309/30	30	25	0,310	

FERMO DI ARRESTO CON PARACOLPO IN GOMMA

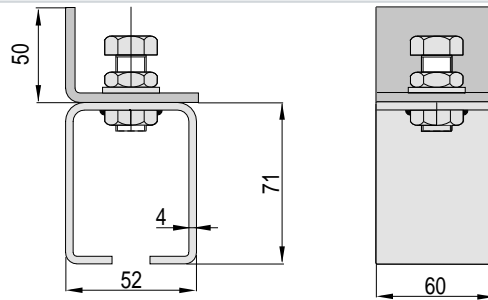


🇬🇧 Back stop with rubber buffer

🇫🇷 Ferme d'arrêt avec butoir en caoutchouc

COD.			€/pz
465	6	0,200	

ATTACCO LATERALE A FASCIA REGISTRABILE

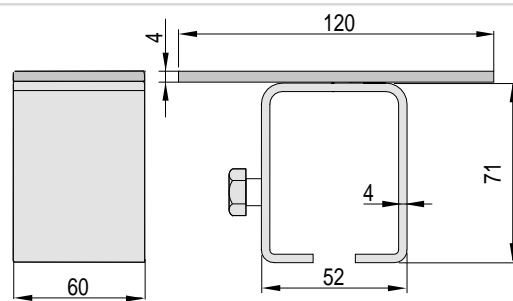


🇬🇧 Lateral adjustable support

🇫🇷 Support lateral avec réglage

COD.			€/pz
ALG10	10	0,600	

ATTACCO A SOFFITTO A FASCIA REGISTRABILE

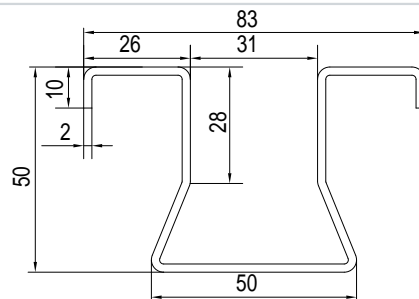


🇬🇧 Adjustable support

🇫🇷 Support pour plafond avec réglage

COD.			€/pz
ASG10	10	0,650	

GUIDA INFERIORE IN ACCIAIO ZINCATO



🇬🇧 Lower guide in zinked steel

🇫🇷 Rail guide inférieure en acier zingué

COD.			€/m
G8I	6x6m (36m)	2,730	



SERIE MINILUCE FRANCE



Per coppia di carrelli
For each pair of trolleys
Pour couple de chariots

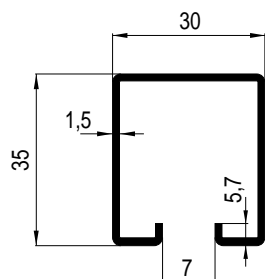
■ ■ CARRELLI ED ACCESSORI PER MONOROTAIA G12ZF

■ ■ TROLLEYS AND ACCESSORIES FOR RAIL G12ZF

■ ■ CHARIOTS ET ACCESSOIRES POUR MONORAIL G12ZF

2 ruote	60
2 wheels	
2 Roulements	85
4 ruote	
4 wheels	
4 Roulements	

MONOROTAIA IN ACCIAIO ZINCATO

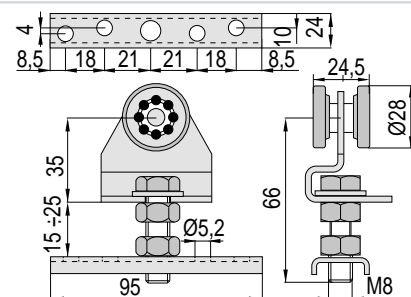


■ ■ Zinked steel rail

■ ■ Monorail en acier zingué

COD.			€/m
G12ZF	9x6m (54m)	1,450	

CARRELLO FISSO A 2 RUOTE IN ACCIAIO

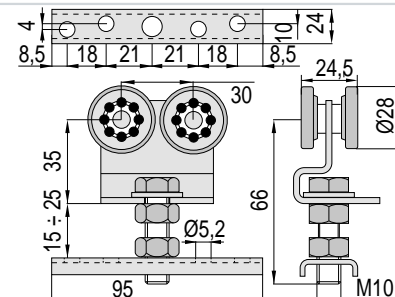


■ ■ Fixed trolley with 2 wheels in steel

■ ■ Chariot fixe a 2 roulements en acier

COD.			€/pz
2RMF	60	0,185	

CARRELLO FISSO A 4 RUOTE IN ACCIAIO

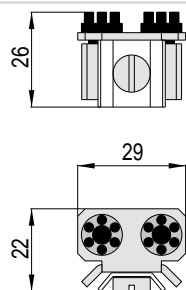


■ ■ Fixed trolley with 4 wheels in steel

■ ■ Chariot fixe a 4 roulements en acier

COD.			€/pz
4RMF	30	0,280	

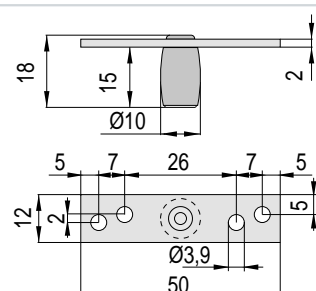
FERMO DI ARRESTO CON PARACOLPI IN GOMMA



■ ■ Backstop with rubber buffers

■ ■ Ferme d'arrêt avec butoir en caoutchouc

COD.			€/pz
412	100	0,020	

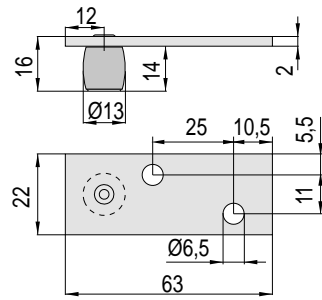


■ ■ Fixed plate with lateral swivel brass olive

■ ■ Platine fixe avec olive pivotante en laiton

COD.			€/pz
312B	50	0,015	

PIASTRA FISSA CON OLIVA GIREVOLE LATERALE IN OTTONE

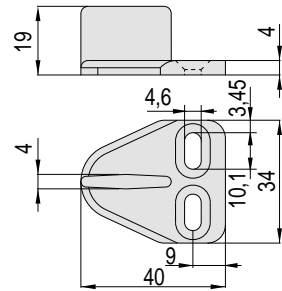


Fixed plate with lateral swivel brass olive

Platine fixe avec olive pivotante en laiton

COD.			€/pz
312A	80	0,045	

GUIDA INFERIORE IN NYLON

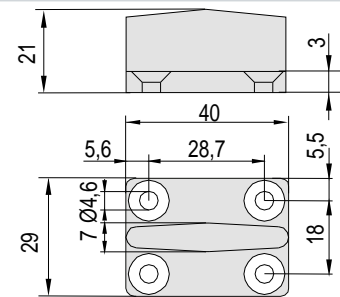


Lower guide in nylon

Guide inférieure en nylon

COD.			€/pz
312	60	0,006	

GUIDA INFERIORE IN NYLON

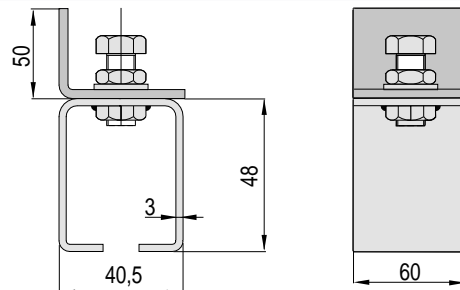


Lower guide in nylon

Guide inférieure en nylon

COD.			€/pz
312/A	60	0,006	

ATTACCO LATERALE A FASCIA REGISTRABILE

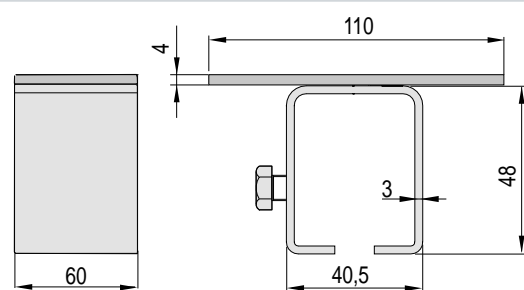


Lateral adjustable support

Support latéral avec réglage

COD.			€/pz
ALG12	10	0,400	

ATTACCO A SOFFITTO A FASCIA REGISTRABILE

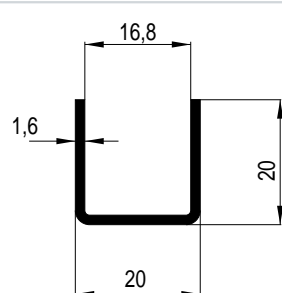


Adjustable support

Support pour plafond avec réglage

COD.			€/pz
ASG12	10	0,450	

GUIDA INFERIORE IN ALLUMINIO GREZZO



Lower guide in aluminium

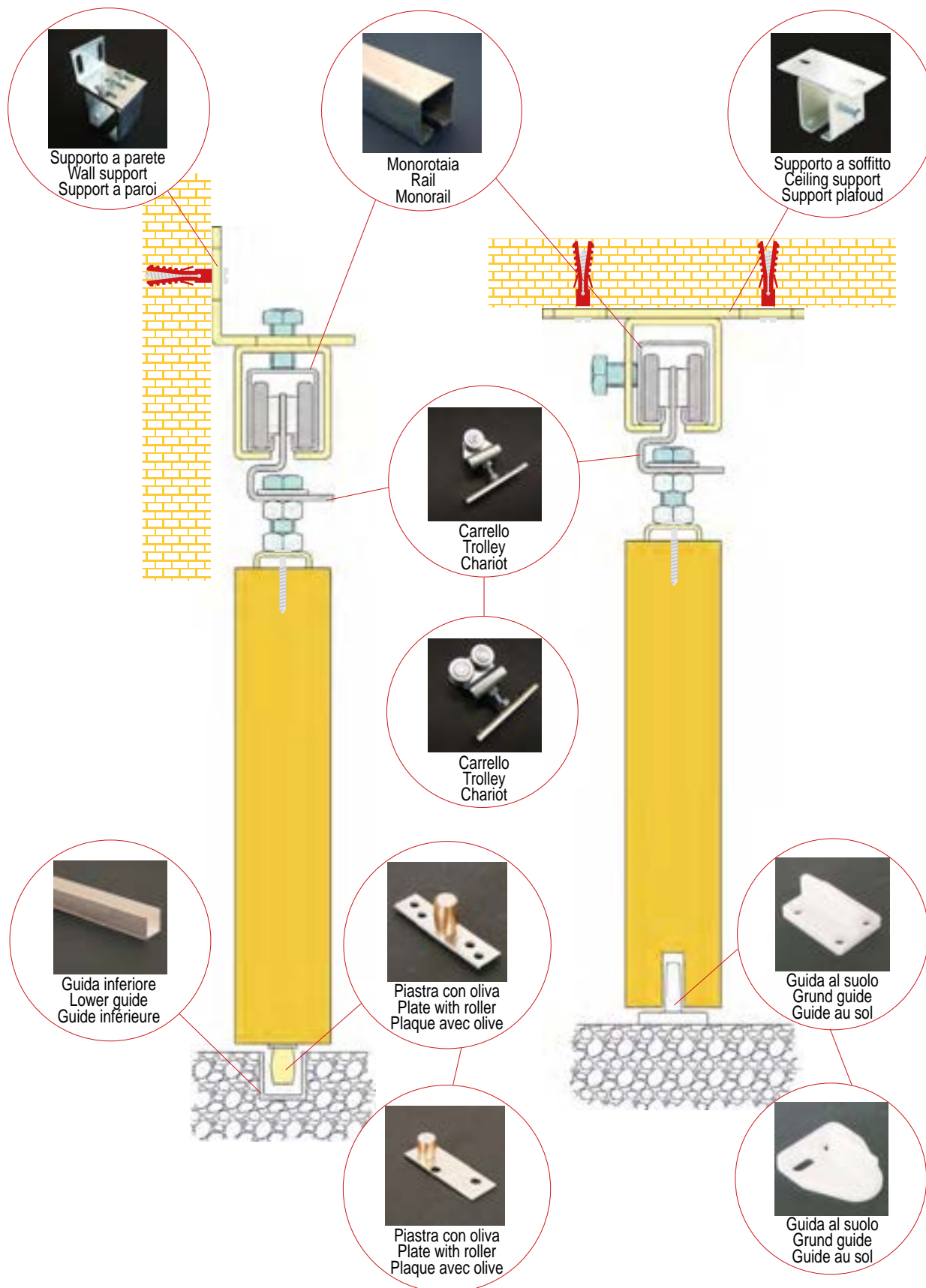
Guide inférieure en aluminium

COD.			€/m
GIM	12x6m (72m)	0,235	

█ █ L'applicazione è valida per la serie MINILUCE FRANCE

█ Application valid for MINILUCE FRANCE series

█ █ L'application est valide pour la série MINILUCE FRANCE





CARRELLI SPECIALI SERIE OM

■ CARRELLI SPECIALI "SERIE OM"

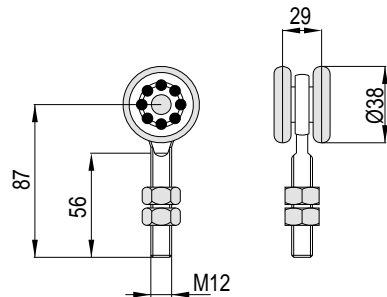
■ SPECIAL TROLLEYS "OM SERIES"

■ CHARIOTS SPÉCIAUX "SÉRIE OM"

CARRELLO FISSO A 2 RUOTE



NUOVO PRODOTTO
NEW PRODUCT
NOUVEAU PRODUIT



■ Fixed trolley with 2 wheels

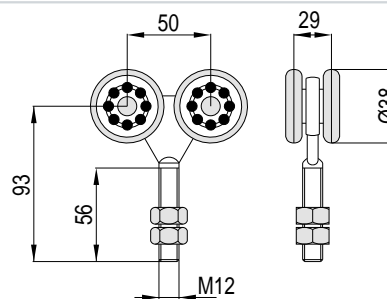
■ Chariot fixe a 2 roulements

COD.	Ruote Wheels Roulements			€/pz
2RPC/OM	Zincate Zinked Zingué	20	0,290	

CARRELLO FISSO A 4 RUOTE



NUOVO PRODOTTO
NEW PRODUCT
NOUVEAU PRODUIT




■ Fixed trolley with 4 wheels

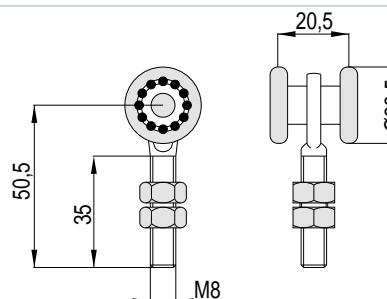
■ Chariot fixe à 4 roulements

COD.	Ruote Wheels Roulements			€/pz
RPC/OM	Zincate Zinked Zingué	10	0,540	

CARRELLO FISSO A 2 RUOTE



NUOVO PRODOTTO
NEW PRODUCT
NOUVEAU PRODUIT



■ Fixed trolley with 2 wheels

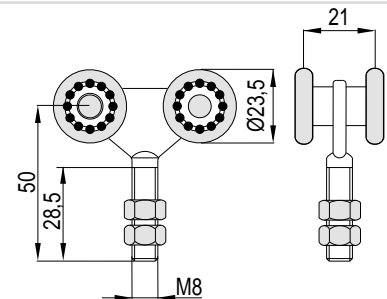
■ Chariot fixe a 2 roulements

COD.	Ruote Wheels Roulements			€/pz
2RPP/OM	Acciaio Steel Acier	60	0,070	
S2RPP/OM	Nylon Nylon Nylon	60	0,060	

CARRELLO FISSO A 4 RUOTE, STAFFA IN ACCIAIO ZINCATO



NUOVO PRODOTTO
NEW PRODUCT
NOUVEAU PRODUIT



■ Fixed trolley with 4 wheels and bracket in zinked steel

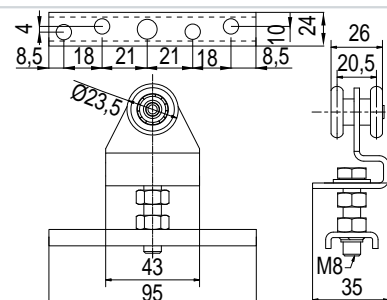
■ Chariot fixe a 4 roul. etrier en acier zingué

COD.	Ruote Wheels Roulements			€/pz
4RPPZ/OM	Acciaio Steel Acier	30	0,125	
S4RPPZ/OM	Nylon Nylon Nylon	30	0,095	

CARRELLO FISSO A 2 RUOTE



NUOVO PRODOTTO
NEW PRODUCT
NOUVEAU PRODUIT



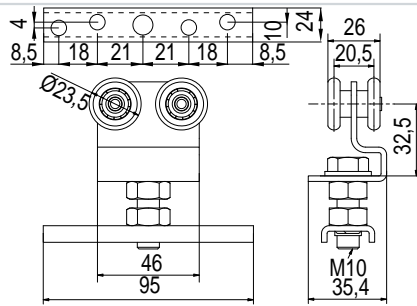
■ Fixed trolley with 2 wheels

■ Chariot fixe à 2 roulements

COD.	Ruote Wheels Roulements			€/pz
2RM/OM	Acciaio Steel Acier	60	0,170	
S2RM/OM	Nylon Nylon Nylon	60	0,160	

CARRELLO FISSO A 4 RUOTE

NUOVO PRODOTTO
 NEW PRODUCT
 NOUVEAU PRODUIT



Fixed trolley with 4 wheels

Chariot fixe à 4 roulements

COD.	Ruote Wheels Roulements			€/pz
4RM/OM	Acciaio Steel Acier	30	0,250	
S4RM/OM	Nylon Nylon Nylon	30	0,225	

- Per altri ricambi della serie speciale OM fare riferimento alle famiglie SEMPIONE, FREJUS e MINILUCE
- For other spare parts of the OM special series, refer to the SEMPIONE, FREJUS and MINILUCE families
- Pour les autres pièces détachées de la série spéciale OM, se référer aux familles SEMPIONE, FREJUS et MINILUCE



CERNIERE E ACCESSORI PER PORTE BLINDATE

■ CERNIERE TORNITE E STAMPATE IN ACCIAIO

■ TURNED AND STAMPED HINGES IN STEEL

■ CHARNIÈRES EN ACIER, TOURNÉES ET IMPRIMÉES





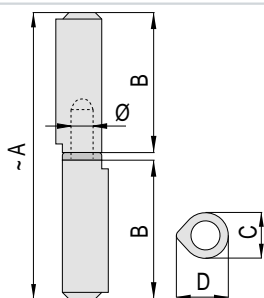
CERNIERE TORNITE

IN ACCIAIO, CON PROFILO A GOCCIA, TORNITE A 2 ALI

IN STEEL, TURNED WITH 2 WINGS

EN ACIER, TOURNÉES, AVEC 2 AILES

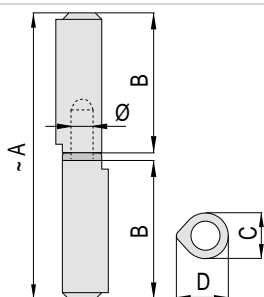
CERNIERA "ROLLER 1100" CON PERNO FISSO IN ACCIAIO E RONDELLA IN OTTONE



Turned hinge fix pin in steel and brass washer

Charnière tournée pivot fixe en acier et rondelle en laiton

COD.	A	B	C	D	Ø	KG	KG	KG	€/pz
1100/40	40	18	10	12	6	25	60	0,020	
1100/60	60	28	10	12	6	38	40	0,035	
1100/80	80	38	12	14	7	50	40	0,070	
1100/100	100	48	14	16	8	80	40	0,115	
1100/120	120	58	16	18	10	100	20	0,180	
1100/140	140	68	16	18	10	140	20	0,215	
1100/160	160	78	22	25	14	150	10	0,472	
1100/180	180	87	22	25	14	160	10	0,460	
1100/200	200	100	22	25	14	175	10	0,590	

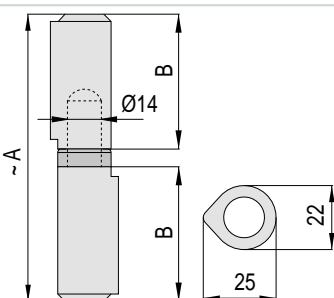


Turned hinge fix pin in steel and brass washer

Charnière tournée pivot fixe en acier et rondelle en laiton

COD.	A	B	C	D	Ø	KG	KG	KG	€/pz
1100/E-40	40	18	10	12	6	15	60	0,020	
1100/E-60	60	28	10	12	6	25	40	0,035	
1100/E-80	80	38	12	14	7	40	40	0,070	
1100/E-100	100	48	14	16	8	55	40	0,115	
1100/E-120	120	58	16	18	10	75	20	0,180	
1100/E-140	140	68	16	18	10	90	20	0,215	
1100/E-160	160	78	22	25	14	100	10	0,472	
1100/E-180	180	87	22	25	14	100	10	0,460	
1100/E-200	200	100	22	25	14	100	10	0,590	

CERNIERA "ROLLONA" CON PERNO FISSO IN ACCIAIO E RONDELLA IN OTTONE

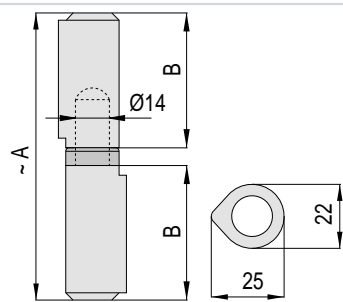


Turned hinge fix pin in steel and brass washer

Charnière tournée pivot fixe en acier et rondelle en laiton

COD.	A	B	KG	KG	KG	€/pz
1100	100	47	75	14	0,290	
1150	140	66	150	10	0,387	

CERNIERA "ROLLONA" CON PERNO FISSO IN ACCIAIO E CUSCINETTO CEMENTATO ZINCATO

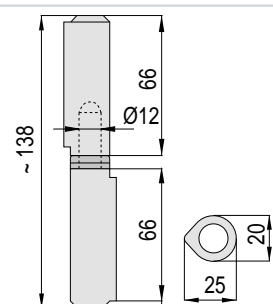


Turned hinge fix pin in steel and cemented zinked bearing

Charnière tournée pivot fixe en acier et coussinet cimenté zingué

COD.	A	B	KG		KG	€/pz
1100/R	100	47	75	14	0,290	
1150/R	140	66	150	10	0,387	

CERNIERA "ROLLONA 1150R/F" CON PERNO FISSO IN ACCIAIO E CUSCINETTO CEMENTATO ZINCATO

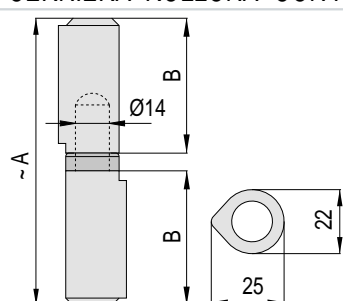


Turned hinge fix pin in steel and cemented zinked bearing

Charnière tournée pivot fixe en acier et coussinet cimenté zingué

COD.	KG		KG	€/pz
1150R/F	130	10	0,351	

CERNIERA "ROLLONA" CON PERNO SFILABILE IN ACCIAIO E CUSCINETTO CEMENTATO ZINCATO

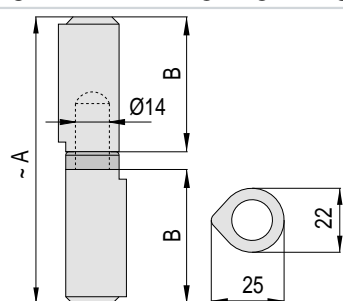


Turned hinge removable pin in steel and cemented zinked bearing

Charnière tournée pivot enfilaible en acier et coussinet cimenté zingué

COD.	A	B	KG		KG	€/pz
1100/RSF	100	47	75	14	0,290	
1150/RSF	150	71	150	10	0,425	

CERNIERA "ROLLONA" CON PERNO FISSO IN OTTONE E RONDELLA IN OTTONE

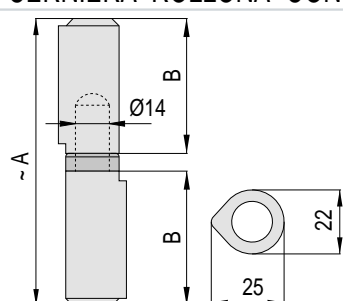


Turned hinge fix pin in brass and brass washer

Charnière tournée pivot fixe en laiton et rondelle en laiton

COD.	A	B	KG		KG	€/pz
1100/E	100	47	55	14	0,290	
1150/E	140	66	100	10	0,387	

CERNIERA "ROLLONA" CON PERNO FISSO IN OTTONE E CUSCINETTO CEMENTATO ZINCATO

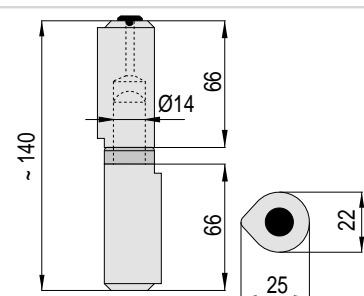


Turned hinge fix pin in brass and cemented zinked bearing

Charnière tournée pivot fixe en laiton et coussinet cimenté zingué

COD.	A	B	KG		KG	€/pz
1100/E-C	100	47	75	14	0,290	
1150/E-C	140	66	150	10	0,387	

CERNIERA CON PERNO FISSO IN OTTONE, CUSCINETTO CEMENTATO ZINCATO E FORO LUBR.

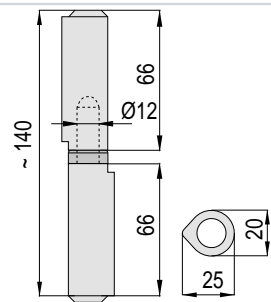


Turned hinge fix pin in brass, cemented zinked bearing and lubrificationhole

Charnière tournée pivot fixe en laiton, coussinet cimenté zingué et trou de lubrification

COD.	KG		KG	€/pz
1150/E-CL	150	10	0,387	

CERNIERA "ROLLONA 1150EC/F" CON PERNO FISSO IN OTTONE E CUSCINETTO CEMENTATO ZINCATO

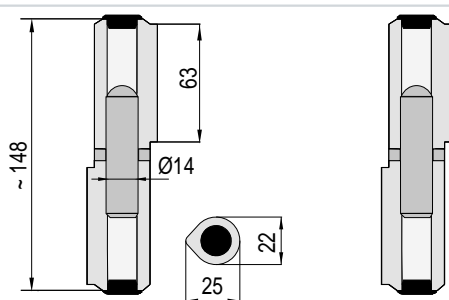


Turned hinge fix pin in brass and cemented zinked bearing

Charnière tournée pivot fixe en laiton et coussinet cimenté zingué

COD.	KG	Box	KG	€/pz
1150EC/F	100	10	0,360	

CERNIERA 1150/F CON PERNO SFILABILE IN OTTONE E RONDELLA IN OTTONE



Turned hinge, removable pin in brass and washer in brass

Charnière tournée avec pivot enfilable en laiton, rondelle en laiton

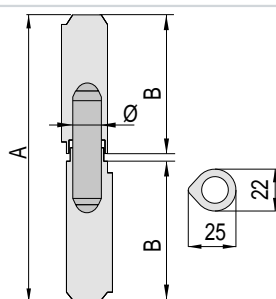
COD.	KG	Box	KG	€/pz
1150/F	100	10	0,432	

I fori con tappi di chiusura facilitano i processi di verniciatura e/o zincatura e proteggono il perno dagli agenti esterni

The holes with closing caps facilitate painting and/or galvanizing process, and protect the pin from external agents

Les trous avec des bouchons de fermeture facilitent les procès de peinture et/ou la galvanisation et protègent la goupille contre les agents externes

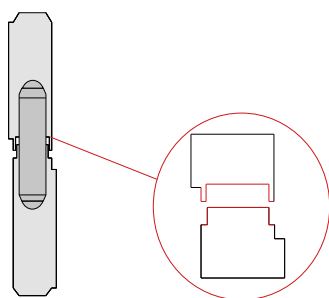
CERNIERA AD INCASTRO CON PERNO SFILABILE A SFERE IN ACCIAIO CEMENTATO



Turned hinge with removable pin on balls, in cemented steel

Charnière tournée avec pivot enfilable, à enlever, spheres en acier cimenté

COD.	A	B	KG	Box	KG	€/pz
1100/S	100	48,5	75	14	0,283	
1150/S	148	73	150	14	0,432	

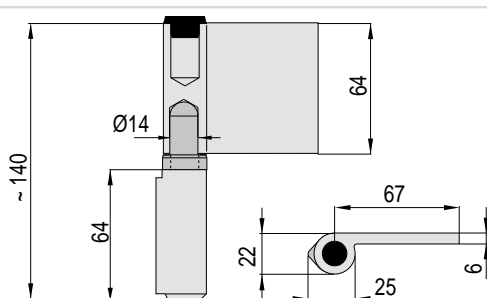


Profilo ad incastro protetto antitaglio ideale per persiane esterne. Protezione del perno dagli agenti esterni

Interlocking profile protected against cut, ideal for external blinds. Pin protection from external agents

Profil à encastrement protégé anticoupe, idéal pour persiennes extérieures. Protection du pivot des agents extérieures

CERNIERA AMBIDESTRA CON PERNO FISSO IN ACCIAIO E CUSCINETTO CEMENTATO ZINCATO

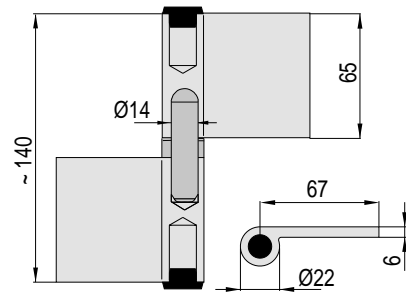


Turned hinge, ambidextrous, with cemented zinked bearing with fixed steel pin

Charnière tournée, ambidextre, avec pivot fixe en acier et coussinet cimenté zingué

COD.	KG	Box	KG	€/pz
1150/E-CA	130	4	0,630	

CERNIERA AMBIDESTRA CON PERNO SFILABILE IN ACCIAIO E CUSCINETTO CEMENTATO ZINCATO



Turned, ambidextrous hinge, with removable steel pin and cemented zinked bearing

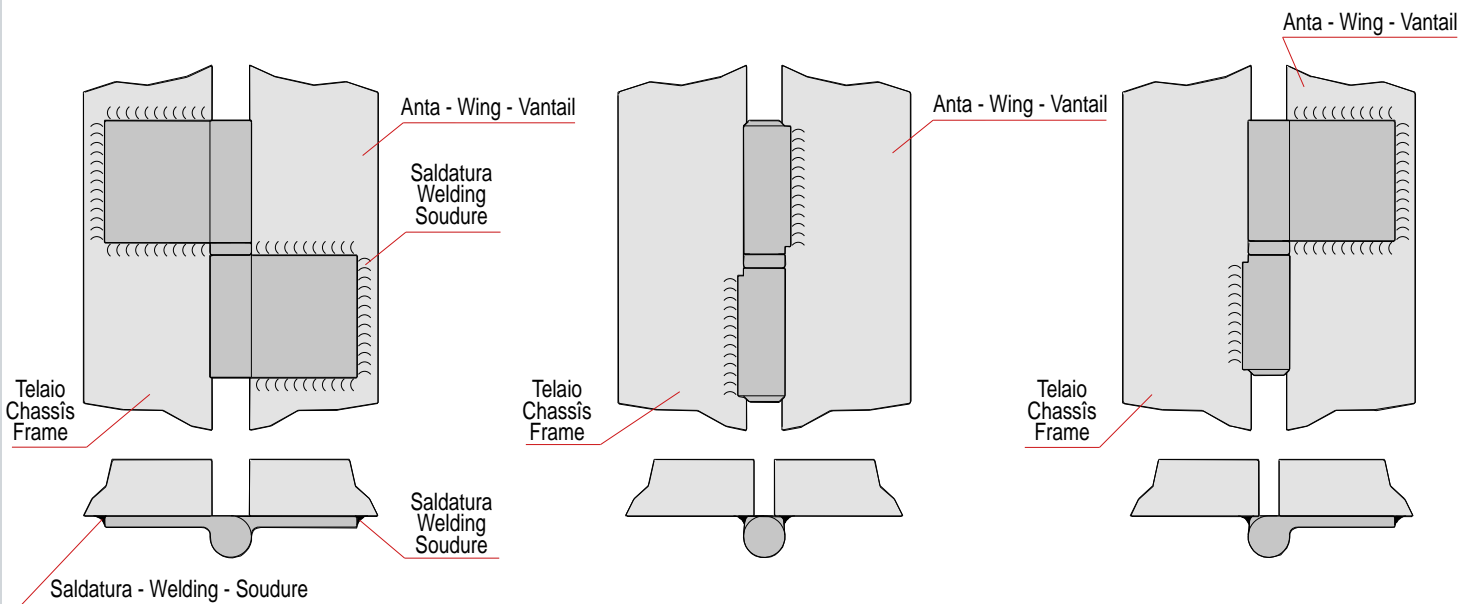
Charnière tournée, ambidextre, avec pivot enfila- ble en acier et coussinet cimenté zingué

COD.	KG	KG	€/pz
1150/ASF	200	4	0,690

Esempi di saldatura delle cerniere

Hinge welding examples

Exemples de soudage des charnières



Note tecniche

Notes techniques

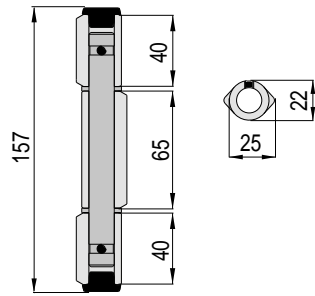
Technical notes:

Si ricorda che le cerniere vanno lubrificate periodicamente. Il lubrificante non deve lasciare residui siliconici.

Be aware that hinges must be lubricated periodically. Lubricant must not leave silicone residue.

Rappelez-vous que les charnières doivent être lubrifiées périodiquement. Le lubrifiant ne doit pas laisser de résidus de silicone.

CERNIERA WASISTAS CON PERNO SFILABILE IN OTTONE E RONDELLE IN OTTONE



WASISTAS hinge, with extracting brass pin

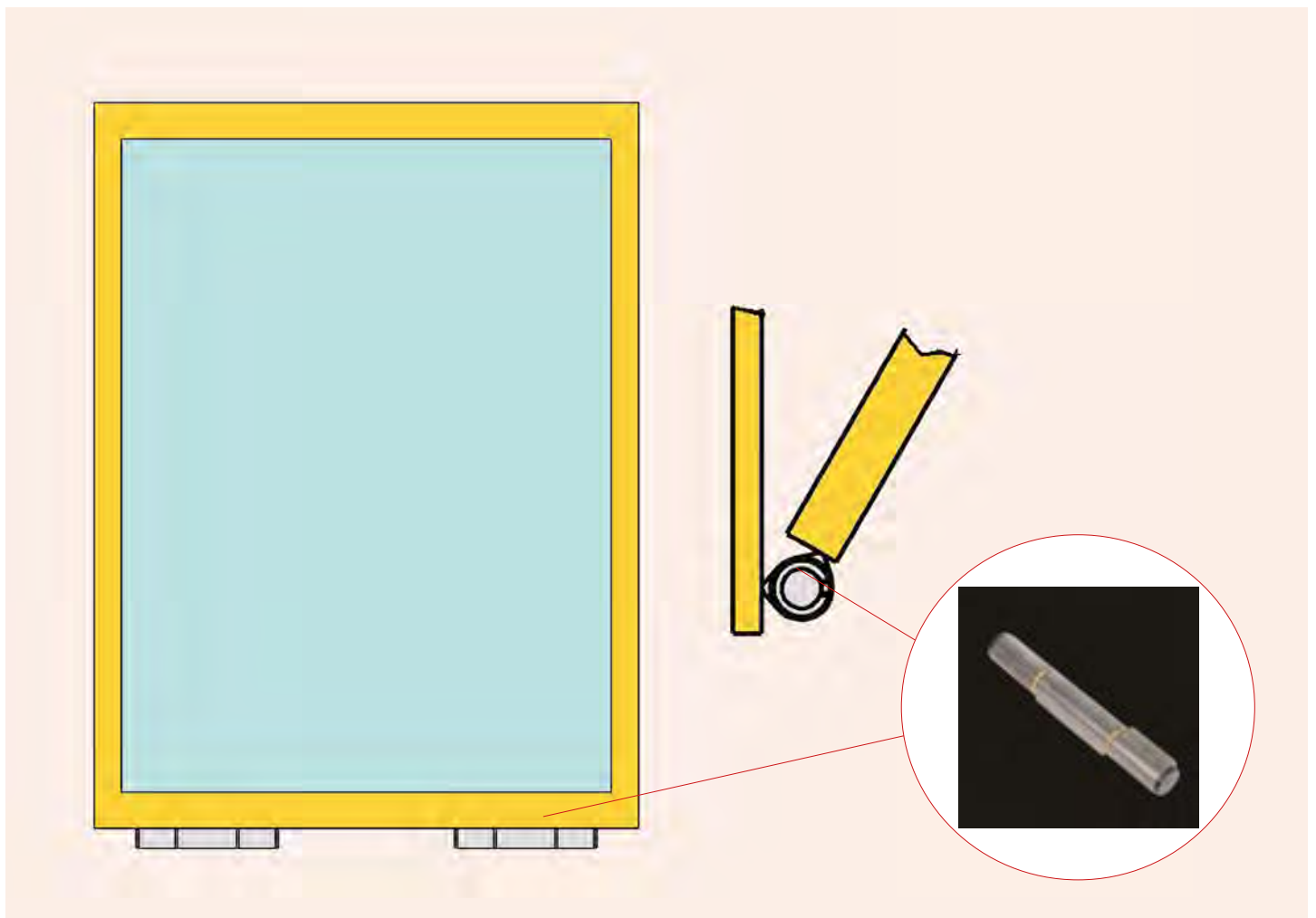
Charnière WASISTAS, avec pivot enfilable en laiton

COD.	KG	KG	€/pz
1150/W	150	4	0,400

Applicazione con cerniera WASISTAS

WASISTAS hinge application

Application charniere WASISTAS



IMPORTANTE: per il profilo a goccia 22x25 e 20x25 si eseguono particolari torniti su disegno del cliente

IMPORTANT: for drop profile 22x25 and 20x25 we can realize turned parts according to customer's drawing

IMPORTANT: pour ce qui concerne le profil à goutte 22x25 et 20x25 on peut réaliser des pièces tournés sur dessin du client



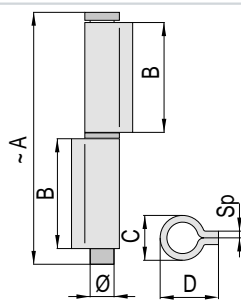
CERNIERE STAMPATE

IN ACCIAIO STAMPATO, A 2 - 3 - 4 ALI

IN STAMPED STEEL, WITH 2 - 3 - 4 WINGS

EN ACIER IMPRIMÉE, AVEC 2 - 3 - 4 AILES

CERNIERA "HORA 1300" CON PERNO SFILABILE ZINCATO E RONDELLA ZINCATA

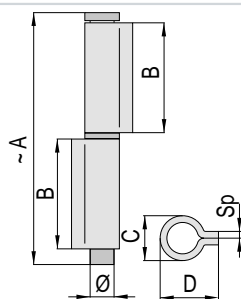


Stamped hinge with removable zinked pin and zinked washer

Charnière imprimée pivot enfilaible zingué et rondelle zingué

COD.	A	B	C	D	Ø	Sp	KG	KG	KG	€/pz
1300/60	60	27	12	17	8	2	90	40	0,058	
1300/80	80	37	12	17	8	2	100	40	0,080	
1300/100	100	46	14,5	20,25	10	2	150	40	0,136	
1300/120	120	55	15	20,5	10	2,5	150	25	0,180	
1300/140	140	65	16	21,5	11	2,5	200	25	0,242	
1300/170	170	80	18	24	12	3	220	15	0,368	
1300/200	200	95	20	28	14	3	250	20	0,526	

CERNIERA "HORA 1300" ZINCATA CON PERNO SFILABILE E RONDELLA ZINCATA

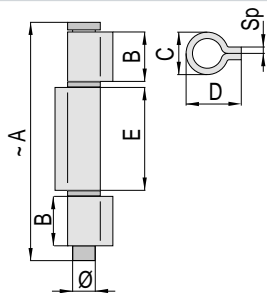


Stamped zinked hinge with removable pin and washer

Charnière imprimée zingué pivot enfilaible et rondelle

COD.	A	B	C	D	Ø	Sp	KG	KG	KG	€/pz
1300/60Z	60	27	12	17	8	2	90	40	0,058	
1300/80Z	80	37	12	17	8	2	100	40	0,080	
1300/100Z	100	46	14,5	20,25	10	2	150	40	0,136	
1300/120Z	120	55	15	20,5	10	2,5	150	25	0,180	
1300/140Z	140	65	16	21,5	11	2,5	200	25	0,242	
1300/170Z	170	80	18	24	12	3	220	15	0,368	
1300/200Z	200	95	20	28	14	3	250	20	0,526	

CERNIERA "MERIDIANA 1400" CON PERNO SFILABILE ZINCATO E RONDELLE ZINCATE

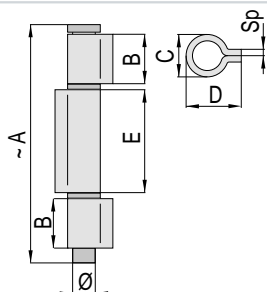


Stamped hinge with removable zinked pin and zinked washers

Charnière imprimée pivot enfila- ble zingué et rondelles zingués

COD.	A	B	C	D	E	Ø	Sp	KG		KG	€/pz
1400/80	80	17,5	12	17	37,5	8	2	100	40	0,078	
1400/100	100	21,5	14,5	20,25	46	10	2	120	40	0,132	
1400/120	120	27	15	20,5	55	10	2,5	170	25	0,186	
1400/140	140	32	16	21,5	65	11	2,5	230	25	0,246	
1400/170	170	39	18	24	80	12	3	250	15	0,370	
1400/200	200	46,5	20	28	95	14	3	300	20	0,528	

CERNIERA "MERIDIANA 1400" ZINCATA CON PERNO SFILABILE ZINCATO E RONDELLE ZINCATE

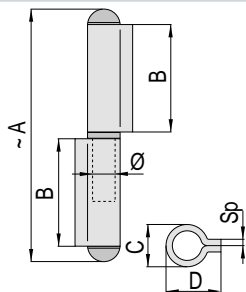


Stamped zinked hinge with removable pin and zinked washers

Charnière imprimée zingué pivot enfila- ble et rondelles zinguées

COD.	A	B	C	D	E	Ø	Sp	KG		KG	€/pz
1400/80Z	80	17,5	12	17	37,5	8	2	100	40	0,078	
1400/100Z	100	21,5	14,5	20,25	46	10	2	120	40	0,132	
1400/120Z	120	27	15	20,5	55	10	2,5	170	25	0,186	
1400/140Z	140	32	16	21,5	65	11	2,5	230	25	0,246	
1400/170Z	170	39	18	24	80	12	3	250	15	0,370	
1400/200Z	200	46,5	20	28	95	14	3	300	20	0,528	

CERNIERA "KOSMO 1200" CON PERNO FISSO IN ACCIAIO

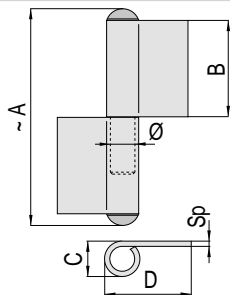



Stamped hinge with 2 wings, in steel, fixed pin

Charnière imprimée avec 2 ailes, en acier, pivot fix

COD.	A	B	C	D	Ø	Sp	KG		KG	€/pz
1200/60	64	27	10	13,5	6	2	75	24	0,050	
1200/80	84	36	12	17	7,8	2	90	24	0,060	
1200/100	107	46	14	18	8,8	2,2	140	24	0,095	
1200/120	125	56	15	19	9,8	2,3	150	24	0,135	
1200/140	148	66	16	22	10,8	2,5	200	24	0,175	
1200/170	180	81	17	23	11,8	2,7	250	12	0,250	
1200/200	210	96	20	27	13,8	3	300	12	0,390	

CERNIERA "FISCIA 1500" CON PERNO FISSO IN ACCIAIO (DESTRA/SINISTRA)

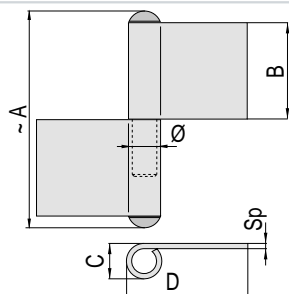


🇬🇧 Hinge in stamped steel, with 2 wings (right/left) fixed pin

🇫🇷 Charnière imprimée en acier, avec 2 ailes (droit/gauche) pivot fix

COD.	A	B	C	D	Ø	Sp	KG	KG	KG	€/pz
1500/60	71	30	14	34	8,2	2,6	75	20	0,100	
1500/80	90	39	14	34	8,2	2,6	90	20	0,140	
1500/100	113	50	17	48,5	10,2	3	140	12	0,270	
1500/120	134	60	17	50	10,2	3	160	12	0,315	
1500/140	155	70	20	56	12,2	3,5	210	12	0,450	
1500/160	175	80	20	56	12,2	3,5	240	12	0,510	

CERNIERA "FISCIA 1700" CON PERNO FISSO IN ACCIAIO (DESTRA/SINISTRA)

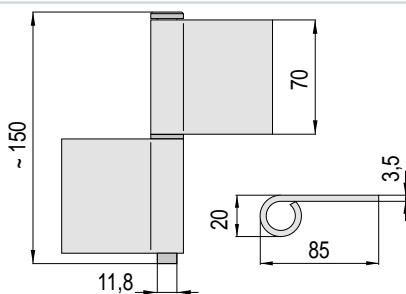


🇬🇧 Hinge in stamped steel, with 2 wings (right/left) fixed pin

🇫🇷 Charnière imprimée en acier, avec 2 ailes (droit/gauche) pivot fix en acier

COD.	A	B	C	D	Ø	Sp	KG	KG	KG	€/pz
1700/60	70	30	14	65	8,2	2,6	80	20	0,140	
1700/80	90	39	14	65	8,2	2,6	100	20	0,175	
1700/100	114	50	17	68	10,2	3	150	12	0,310	
1700/120	134	60	17	68	10,2	3	180	12	0,370	
1700/140	155	70	20	85	12,2	3,5	220	10	0,630	
1700/160	175	80	20	85	12,2	3,5	275	6	0,690	

CERNIERA "FISCIA 1140" CON PERNO SFILABILE E RONDELLA IN ACCIAIO ZINCATO

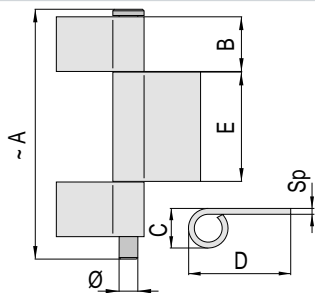


🇬🇧 Hinge in stamped steel, with 2 wings, removable pin and washer in zinked steel

🇫🇷 Charnière imprimée en acier, avec 2 ailes, pivot enfilable et rondelle en acier zingué

COD.	KG	KG	KG	€/pz
1140	200	10	0,630	

CERNIERA "FISCIA 1640" CON PERNO SFILABILE

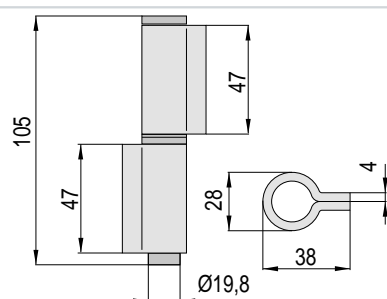


🇬🇧 Hinge in stamped steel, with 3 wings, removable pin

🇫🇷 Charnière imprimée en acier, avec 3 ailes, pivot enfilaible

COD.	A	B	C	D	E	Ø	Sp	KG	KG	KG	€/pz
1640/110	130	30	15	60	50	9,8	2,6	180	10	0,265	
1640/140	160	35	18	56	70	11,8	3	260	10	0,395	
1640/170	190	45	20	65	80	11,8	3,5	300	10	0,640	
1640/200	220	50	22	69	100	12,8	4	350	10	0,900	

CERNIERONA CON PERNO SFILABILE, RONDELLA IN OTTONE E FORO DI LUBR.

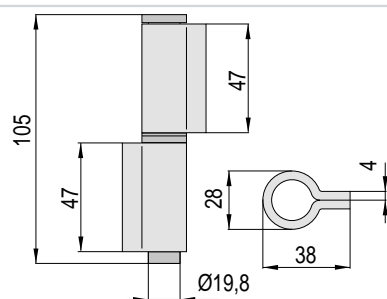


🇬🇧 Big stamped hinge, with 2 short wings, in steel, removable pin, brass washer. Lubrication hole

🇫🇷 Charnière grande imprimée, avec 2 ailes fermées courtes, en acier, pivot enfilaible, rondelle en laiton. Trou de lubrification

COD.	KG	KG	€/pz
1090CO/2	170	12	0,540

CERNIERONA CON PERNO SFILABILE, CUSCINETTO CEMENTATO ZINCATO E FORO DI LUBR.

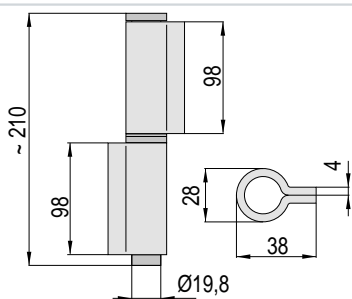


🇬🇧 Big stamped hinge, with 2 short wings, in steel, removable pin, cemented zinked bearing. Lubrication hole

🇫🇷 Charnière grande imprimée, avec 2 ailes fermées courtes, en acier, pivot enfilaible, coussinet cimenté zingué. Trou de lubrification

COD.	KG	KG	€/pz
1090CC/2	170	12	0,550

CERNIERONA CON PERNO SFILABILE, RONDELLA IN OTTONE E FORO DI LUBR.

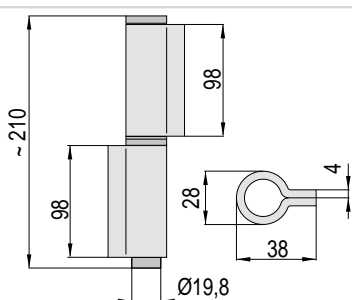


🇬🇧 Big stamped hinge, with removable pin, brass washer. Lubrication hole

🇫🇷 Charnière grande imprimée, pivot enfilaible, rondelle en laiton. Trou de lubrification

COD.	KG	KG	€/pz
1180CO/2	350	10	1,180

CERNIERONA CON PERNO SFILABILE, CUSCINETTO CEMENTATO ZINCATO E FORO DI LUBR.

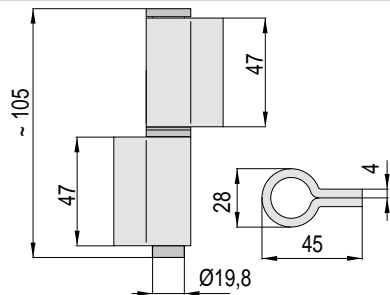


🇬🇧 Big stamped hinge, with removable pin, cemented zinked bearing. Lubrication hole

🇫🇷 Charnière grande imprimée, pivot enfilaible, coussinet cimenté zingué. Trou de lubrification

COD.	KG	KG	€/pz
1180CC/2	350	10	1,190

CERNIERONA CON PERNO SFILABILE, RONDELLA IN OTTONE E FORO DI LUBR.

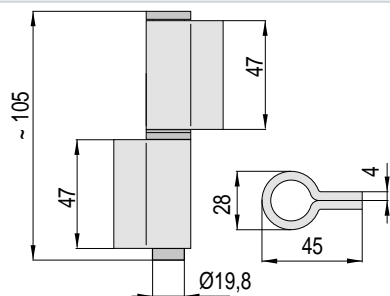


Big stamped hinge, with removable pin, brass washer. Lubrication hole

Charnière grande imprimée, pivot enfila- ble, rondelle en laiton. Trou de lubrification

COD.	KG		KG	€/pz
1090MO/2	190	10	0,585	

CERNIERONA CON PERNO SFILABILE, CUSCINETTO CEMENTATO ZINCATO E FORO DI LUBR.

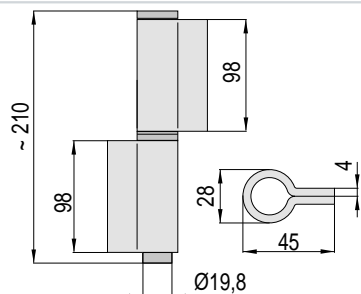


Big stamped hinge, with removable pin, cemented zinked bearing. Lubrication hole

Charnière grande imprimée, pivot enfila- ble, coussinet cimenté zingué. Trou de lubrification

COD.	KG		KG	€/pz
1090MC/2	190	10	0,590	

CERNIERONA CON PERNO SFILABILE, RONDELLA IN OTTONE E FORO DI LUBR.

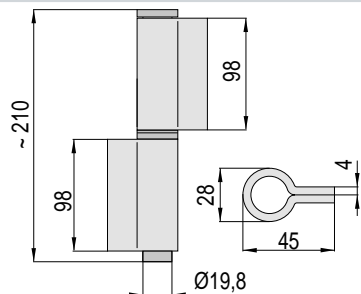


Big stamped hinge, with removable pin, brass washer. Lubrication hole

Charnière grande imprimée, pivot enfila- ble, rondelle en laiton. Trou de lubrification

COD.	KG		KG	€/pz
1180MO/2	380	8	1,155	

CERNIERONA CON PERNO SFILABILE, CUSCINETTO CEMENTATO E FORO DI LUBR.

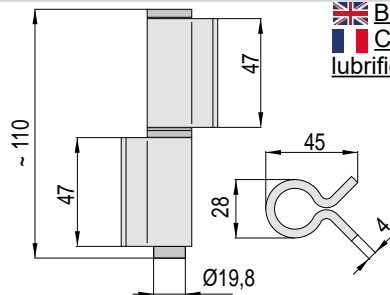


Big stamped hinge, with removable pin, cemented bearing. Lubrication hole

Charnière grande imprimée, pivot enfila- ble, coussinet cimenté. Trou de lubrification

COD.	KG		KG	€/pz
1180MC/2	380	8	1,160	

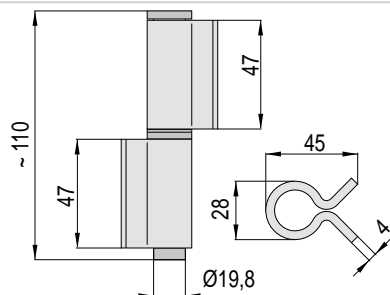
CERNIERONA CON PERNO SFILABILE, RONDELLA IN OTTONE E FORO DI LUBR.



Big stamped hinge, with removable pin, brass washer. Lubrication hole
Charnière grande imprimée, pivot enfila- ble, rondelle en laiton. Trou de lubrification

COD.	Versione Version Version	KG		KG	€/pz
1090AO/2	Grezza Raw Brut	400	10	0,585	
1090AO/2Z	Zincata Zinked Zinqué	400	10	0,585	

CERNIERONA CON PERNO SFILABILE, CUSCINETTO CEMENTATO E FORO DI LUBR.



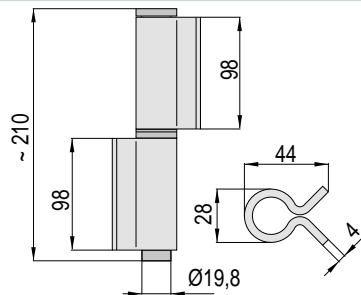
Big stamped hinge, with removable pin, cemented bearing. Lubrication hole

Charnière grande imprimée, pivot enfila- ble, coussinet cimenté. Trou de lubrification

COD.	KG		KG	€/pz
1090AC/2	400	10	0,590	

art. 1090AO/2Z, NUOVO PRODOTTO
art. 1090AO/2Z, NOUVEAU PRODUIT

CERNIERONA CON PERNO SFILABILE, RONDELLA IN OTTONE E FORO DI LUBR.

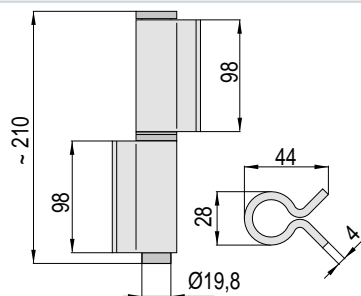


Big stamped hinge, with removable pin, brass washer. Lubrication hole

Charnière grande imprimée, pivot enfila- ble, rondelle en laiton. Trou de lubrification

COD.	KG		KG	€/pz
1180AO/2	500	8	1,175	

CERNIERONA CON PERNO SFILABILE, CUSCINETTO CEMENTATO E FORO DI LUBR.

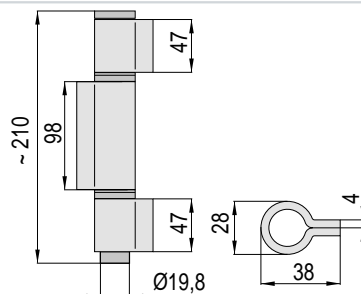


Big stamped hinge, with removable pin, cemented bearing. Lubrication hole

Charnière grande imprimée, pivot enfila- ble, coussinet cimenté. Trou de lubrification

COD.	KG		KG	€/pz
1180AC/2	500	8	1,180	

CERNIERONA CON PERNO SFILABILE, RONDELLE IN OTTONE E FORO DI LUBR.

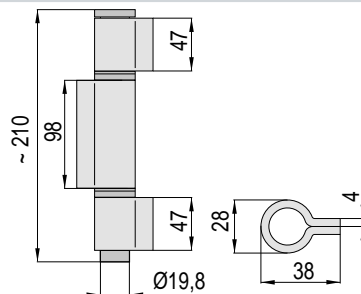


Big stamped hinge, with removable pin, brass washers. Lubrication hole

Charnière grande imprimée, pivot enfila- ble, rondelles en laiton. Trou de lubrification

COD.	KG		KG	€/pz
1180CO/3	350	10	1,075	

CERNIERONA CON PERNO SFILABILE, CUSCINETTI CEMENTATI E FORO DI LUBR.

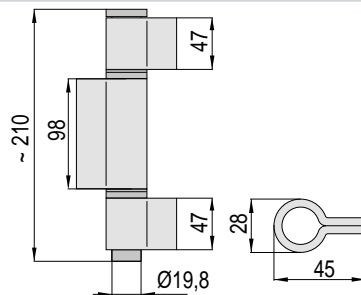


Big stamped hinge, with removable pin, cemented bearings. Lubrication hole

Charnière grande imprimée, pivot enfila- ble, coussinets cimentés. Trou de lubrification

COD.	KG		KG	€/pz
1180CC/3	350	10	1,080	

CERNIERONA CON PERNO SFILABILE, RONDELLE IN OTTONE E FORO DI LUBR.

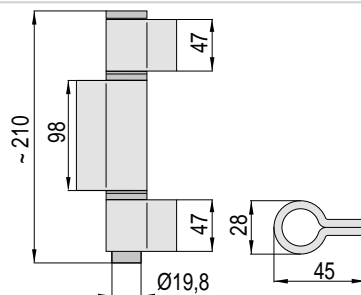


Big stamped hinge, with removable pin, brass washers. Lubrication hole

Charnière grande imprimée, pivot enfila- ble, rondelles en laiton. Trou de lubrification

COD.	KG		KG	€/pz
1180MO/3	470	8	1,155	

CERNIERONA CON PERNO SFILABILE, CUSCINETTI CEMENTATI E FORO DI LUBR.

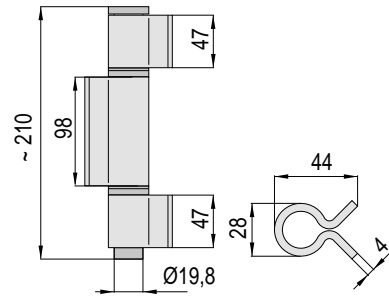


Big stamped hinge, with removable pin, cemented bearings. Lubrication hole

Charnière grande imprimée, pivot enfila- ble, coussinets cimentés. Trou de lubrification

COD.	KG		KG	€/pz
1180MC/3	470	8	1,160	

CERNIERONA CON PERNO SFILABILE, RONDELLE IN OTTONE E FORO DI LUBR.

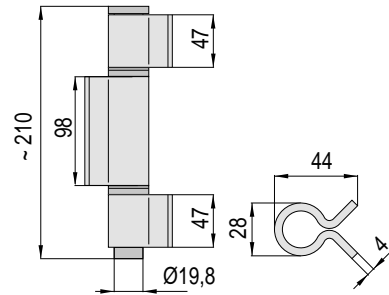


Big stamped hinge, with removable pin, brass washers. Lubrication hole

Charnière grande imprimée, pivot enfila- ble, rondelles en laiton. Trou de lubrification

COD.				€/pz
1180AO/3	450	8	1,165	

CERNIERONA CON PERNO SFILABILE, CUSCINETTI CEMENTATI E FORO DI LUBR.

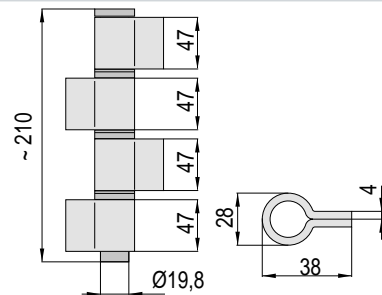


Big stamped hinge, with removable pin, cemented bearings. Lubrication hole

Charnière grande imprimée, pivot enfila- ble, coussinets cimentés. Trou de lubrification

COD.				€/pz
1180AC/3	450	8	1,170	

CERNIERONA CON PERNO SFILABILE, RONDELLE IN OTTONE E FORO DI LUBR.

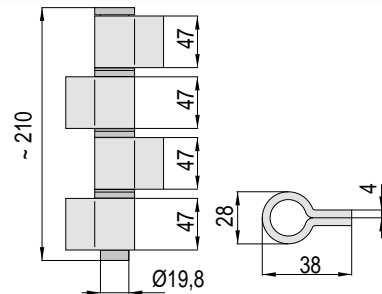


Big stamped hinge, with removable pin, brass washers. Lubrication hole

Charnière grande imprimée, pivot enfila- ble, rondelles en laiton. Trou de lubrification

COD.				€/pz
1180CO/4	350	10	1,075	

CERNIERONA CON PERNO SFILABILE, CUSCINETTI CEMENTATI E FORO DI LUBR.

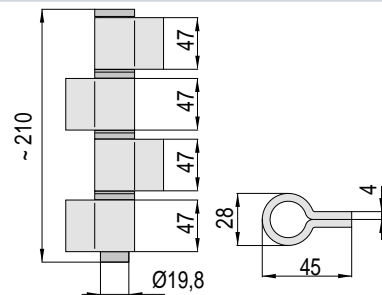


Big stamped hinge, with removable pin, cemented bearings. Lubrication hole

Charnière grande imprimée, pivot enfila- ble, coussinets cimentés. Trou de lubrification

COD.				€/pz
1180CC/4	350	10	1,080	

CERNIERONA CON PERNO SFILABILE, RONDELLE IN OTTONE E FORO DI LUBR.

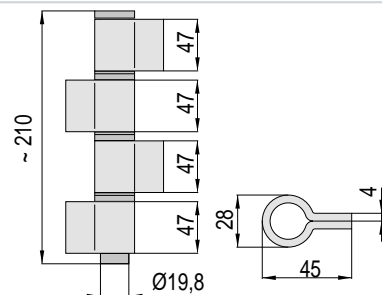


Big stamped hinge, with removable pin, brass washers. Lubrication hole

Charnière grande imprimée, pivot enfila- ble, rondelles en laiton. Trou de lubrification

COD.				€/pz
1180MO/4	400	8	1,155	

CERNIERONA CON PERNO SFILABILE, CUSCINETTI CEMENTATI E FORO DI LUBR.

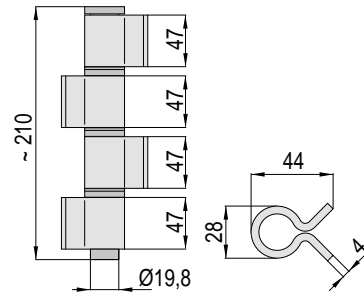


Big stamped hinge, with removable pin, cemented bearings. Lubrication hole

Charnière grande imprimée, pivot enfila- ble, coussinets cimentés. Trou de lubrification

COD.				€/pz
1180MC/4	400	8	1,020	

CERNIERONA CON PERNO SFILABILE, RONDELLE IN OTTONE E FORO DI LUBR.

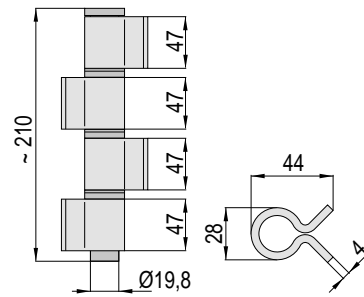


Big stamped hinge, with removable pin, brass washers. Lubrication hole

Charnière grande imprimée, pivot enfilable, rondelles en laiton. Trou de lubrification

COD.	KG	8	KG	€/pz
1180AO/4	400	8	1,165	

CERNIERONA CON PERNO SFILABILE, CUSCINETTI CEMENTATI E FORO DI LUBR.



Big stamped hinge, with removable pin, cemented bearings. Lubrication hole

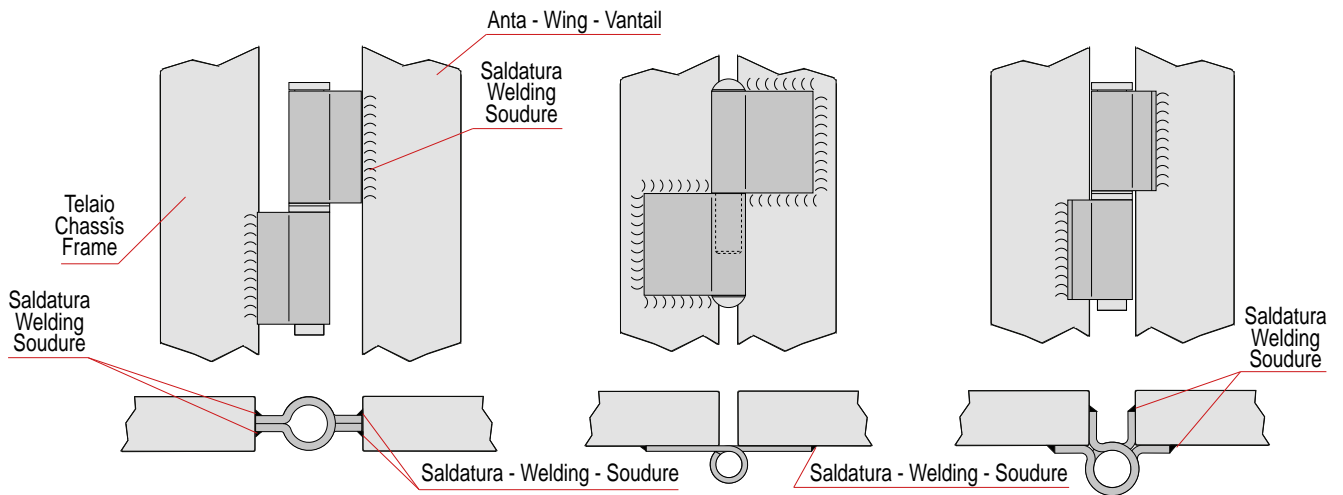
Charnière grande imprimée, pivot enfilable, coussinets cimentés. Trou de lubrification

COD.	KG	8	KG	€/pz
1180AC/4	400	8	1,170	

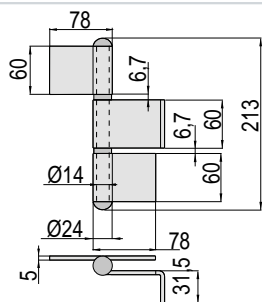
Esempi di saldatura delle cerniere

Hinge welding examples

Exemples de soudage des charnières



CERNIERA A 3 ALI CON PERNO SFILABILE ZINCATO E CUSCINETTI CEMENTATI



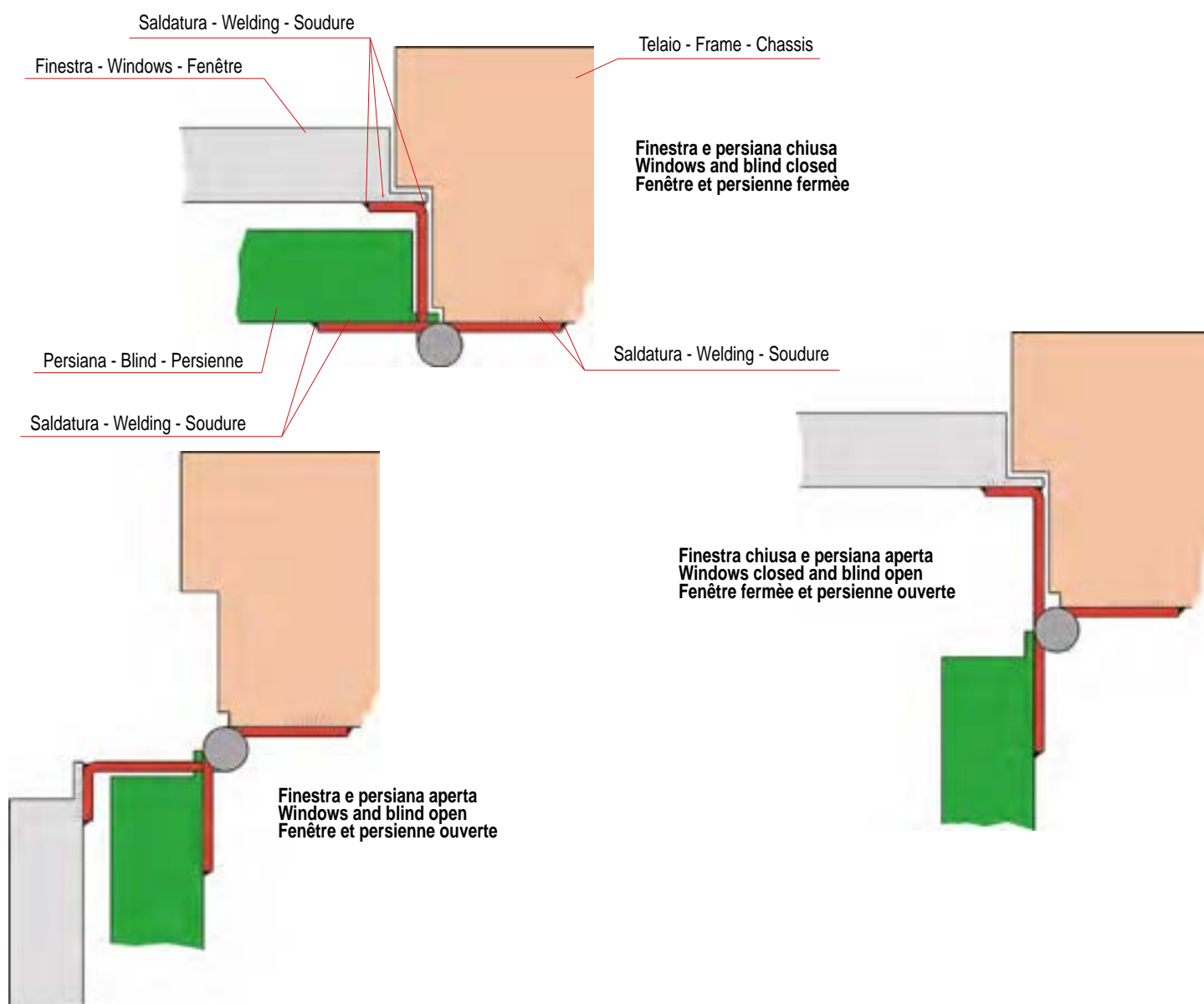
🇬🇧 Hinge with 3 wings, removable zinked pin and cemented bearings
 🇫🇷 Charnière à 3 ailes avec pivot coulant zingué, coussinets cimentés

COD.	Versione Version Version	KG	KG	KG	€/pz
1180FPD/3	Destra Right Droit	200	8	1,200	
1180FPS/3	Sinistra Left Gauche	200	8	1,200	

🇮🇹 Esempio di applicazione della cerniera a tre ali 1180FP/3

🇬🇧 Hinge with 3 wings 1180FP/3 application example

🇫🇷 Exemple d'application des charnières à 3 ailes 1180FP/3





CERNIERE REGISTRABILI

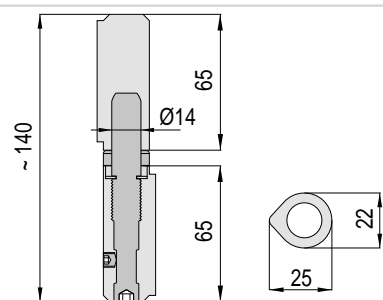
IN ACCIAIO, TORNITE A 2 ALI REGISTRABILI

IN STEEL, TURNED WITH 2 ADJUSTABLE WINGS

EN ACIER, TOURNÉ ES AVEC 2 AILES RÉGLABLES

CERNIERA AMBIDESTRA REGISTRABILE CON PERNO IN ACCIAIO E CUSCINETTO CEMENTATO ZINGATO

BREVETTATA
BREVETÉE



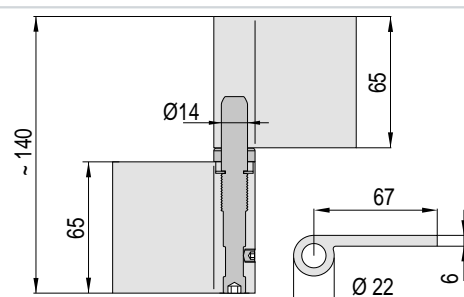
“Patented” hinge ambidextrous, with steel pin and cemented zinked bearing. Lateral dowel

Charnière “brevetée” ambidestre avec pivot en acier et coussinet cimenté zingué. Grain laterale

COD.	KG		KG	€/pz
1150/RR	150	10	0,380	

CERNIERA REGISTRABILE CON PERNO IN ACCIAIO E CUSCINETTO CEMENTATO ZINGATO

BREVETTATA
BREVETÉE

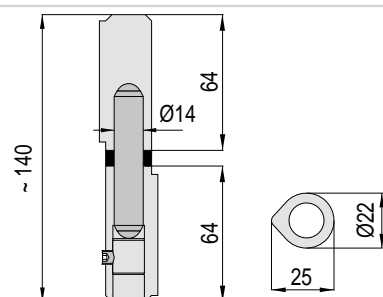


“Patented” hinge with steel pin and cemented zinked bearing. Lateral dowel

Charnière “brevetée” avec pivot en acier et coussinet cimenté zingué. Grain laterale

COD.	Versione Version	KG		KG	€/pz
1150RR/AD	Destra Right Droit	300	4	0,735	
1150RR/AS	Sinistra Left Gauche	300	4	0,735	

CERNIERA AMBIDESTRA CON PERNO SFILABILE A SFERE IN ACCIAIO CEMENTATO E DISTANZIALE IN GOMMA

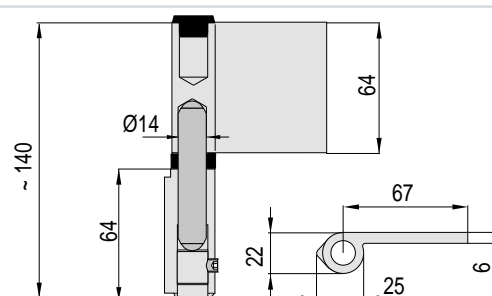


Ambidextrous hinge, with removable pin on balls in cemented steel and rubber spacer

Charnière réglable ambidextre, avec pivot à enlever sphères en acier cimenté, espaceur en ca-outchouc

COD.	KG		KG	€/pz
1150RSS	150	10	0,555	

CERNIERA AMBIDESTRA CON PERNO SFILABILE A SFERE IN ACCIAIO CEMENTATO E DISTANZIALE IN GOMMA

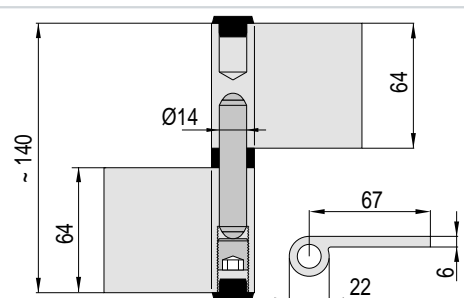


Ambidextrous hinge, with removable pin on balls in cemented steel and rubber spacer

Charnière réglable ambidextre, avec pivot à enlever sphères en acier cimenté, espaceur en ca-outchouc

COD.	KG		KG	€/pz
1150RSS/AG	150	4	0,630	

CERNIERA CON PERNO SFILABILE A SFERE IN ACCIAIO CEMENTATO E DISTANZIALE IN GOMMA

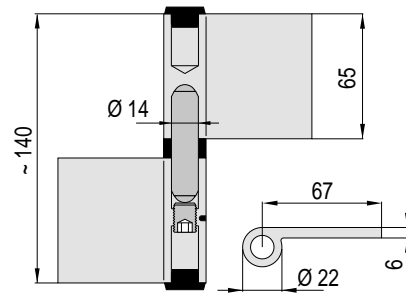


Hinge, with removable pin on balls in cemented steel and rubber spacer

Charnière, avec pivot à enlever à sphères en acier cimenté, espaceur en caoutchouc

COD.	Versione Version	KG		KG	€/pz
1150RSS/AD	Destra Right Droit	300	4	0,690	
1150RSS/AS	Sinistra Left Gauche	300	4	0,690	

CERNIERA AMBIDESTRA, PERNO A SFERE IN ACCIAIO CEMENTATO E DISTANZIALE IN GOMMA

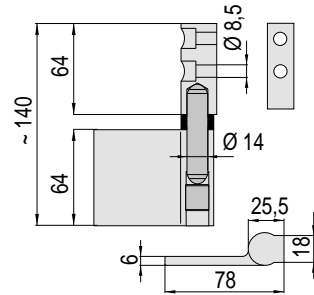


🇬🇧 Ambidextrous hinge, with removable pin on balls in cemented steel and rubber spacer

🇫🇷 Charnière réglable ambidextre, avec pivot à enlever sphères en acier cimenté, espaceur en caoutchouc

COD.	KG	Volume	KG	€/pz
1150RSS/A	300	4	0,680	

CERNIERA REGISTRABILE, PERNO A SFERE IN ACCIAIO CEMENTATO E DISTANZIALE IN GOMMA

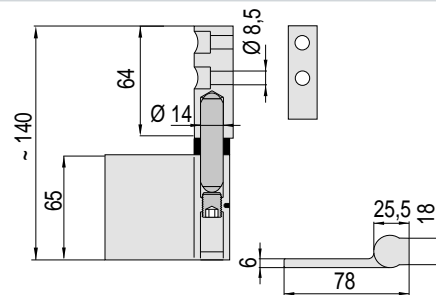


🇬🇧 Adjustable hinge, with removable pin on balls in cemented steel and rubber spacer. With plate

🇫🇷 Charnière, avec pivot à enlever à sphères en acier cimenté, espaceur en caoutchouc: Avec platine

COD.	Versione Version	KG	Volume	KG	€/pz
1150RSSP/D	Destra Right Droit	150	4	0,555	
1150RSSP/S	Sinistra Left Gauche	150	4	0,555	

CERNIERA REGISTRABILE AMBIDESTRA, PERNO A SFERE IN ACCIAIO CEMENTATO E DISTANZIALE IN GOMMA



🇬🇧 Adjustable ambidextrous hinge, with removable pin on balls in cemented steel and rubber spacer. With plate

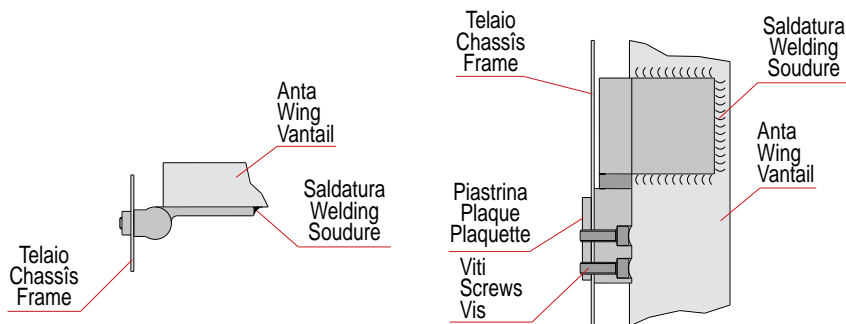
🇫🇷 Charnière réglable ambidextre, avec pivot à enlever sphères en acier cimenté, espaceur en caoutchouc. Avec platine

COD.	KG	Volume	KG	€/pz
1150RSSP	150	4	0,555	

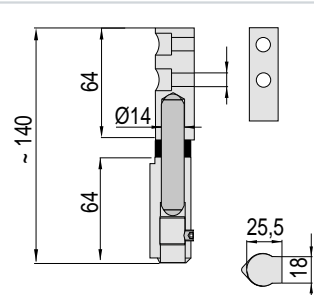
🇫🇷 Esempio di applicazione delle cerniere della serie 1150RSSP

🇬🇧 Application example of hinges 1150RSSP serie

🇫🇷 Exemple d'application des charnières 1150RSSP série



CERNIERA REGISTRABILE AMBIDESTRA, PERNO A SFERE IN ACCIAIO CEMENTATO E DISTANZIALE IN GOMMA

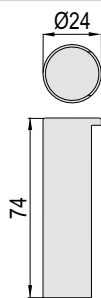


🇬🇧 Adjustable ambidextrous hinge, with removable pin on balls in cemented steel and rubber spacer. With plate

🇫🇷 Charnière réglable ambidextre, avec pivot à enlever sphères en acier cimenté, espaceur en caoutchouc. Avec platine

COD.	KG	Volume	KG	€/pz
1150RSSP/G	130	8	0,610	

TAPPI PER CERNIERE IN ABS

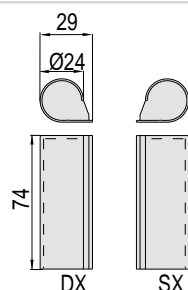


Cap for hinges in ABS

Bouchon pour charnière en ABS

COD.	Versione Version Version			€/pz
CAP-N	Nero Black Noir	25	0,005	
CAP-B	Bianco White Blanc	25	0,005	
CAP-M	Marrone Brown Marron	25	0,005	
CAPCRA	Nickel lucido Nickel Nickel	25	0,005	
CAPCRO	Oro Gold Or	25	0,005	
CAPCRAS	Nickel satinato Satin nickel Nickel satiné	25	0,005	

TAPPI PER CERNIERE IN ABS

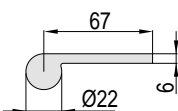


Cap for hinges in ABS

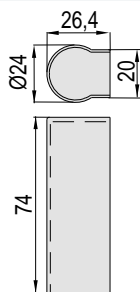
Bouchon pour charnière en ABS

COD.	Versione Version Version			€/pz
CAP/ADN	Nero Black Noir	25	0,005	
CAP/ASN		25	0,005	
CAP/ADB	Bianco White Blanc	25	0,005	
CAP/ASB		25	0,005	
CAP/ADM	Marrone Brown Marron	25	0,005	
CAP/ASM		25	0,005	
CAP/AD/CRAL	Cromo lucido Polished chrome Chrome poli	25	0,005	
CAP/AS/CRAL		25	0,005	
CAP/AD/CRO	Oro Gold Or	25	0,005	
CAP/AS/CRO		25	0,005	
CAP/AD/CRAS	Cromo satinato Satin chrome Chrome satiné	25	0,005	
CAP/AS/CRAS		25	0,005	

Adatto per profili:
Suitable for profiles:
Indiqué pour profils:



TAPPI PER CERNIERE IN ABS

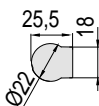


Cap for hinges in ABS

Bouchons pour charnière en ABS

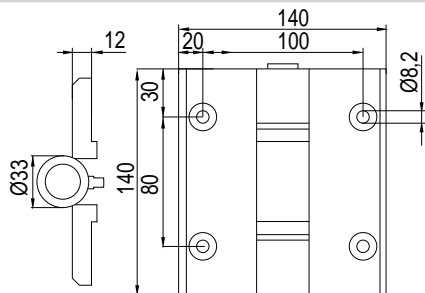
COD.	Versione Version Version			€/pz
CAP/FN	Nero Black Noir	25	0,005	
CAP/FB	Bianco White Blanc	25	0,005	
CAP/FM	Marrone Brown Marron	25	0,005	
CAP/F/CRAL	Cromo lucido Polished chrome Chrome poli	25	0,005	
CAP/F/CRO	Oro Gold Or	25	0,005	
CAP/F/CRAS	Cromo satinato Satin chrome Chrome satiné	25	0,005	

Adatto per profili:
Suitable for profiles:
Indiqué pour profils:



CERNIERONA IN ACCIAIO ZINCATO PER PORTONI A LIBRO

NUOVO PRODOTTO
NEW PRODUCT
NOUVEAU PRODUIT



Zinked hinge for folding doors
 Charnière en acier zingué pour portes pliantes

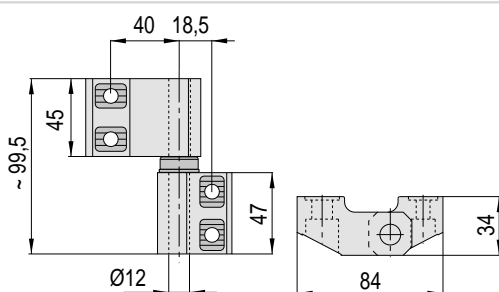
COD.				€/pz
1130/140Z	200	4	2,00	

IMPORTANTE: per le cerniere registrabili si eseguono particolari torniti su disegno del cliente

IMPORTANT: for adjustable hinges we can realize turned parts according to customer's drawing

IMPORTANT: pour le charnières réglables on peut réaliser des pièces tournés sur dessin du client

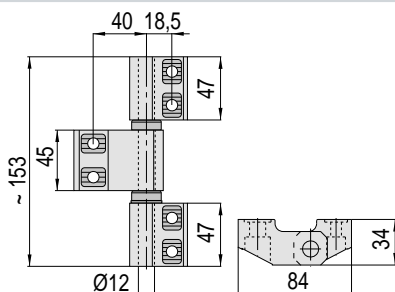
CERNIERA AMBIDESTA A PROFILO SPECIALE SU CUSCINETTI CEMENTATI ZINCATI



Registrabile: in orizzontale ÷ 2 mm-in verticale ÷ 2mm
 Ambidextrous hinge with special profile and cemented zinked bearings.
Horizontal adjustable ÷ 2 mm - in vertical ÷ 2mm
 Charnière avec profil spécial ambidestre, sur coussinets cimentés zingué.
Réglable: en horizontal ÷ 2 mm-en vertical ÷ 2mm

COD.				€/pz
2100/RR	40	2	0,700	

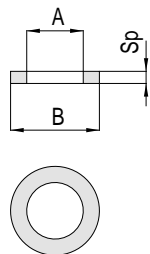
CERNIERA AMBIDESTA A PROFILO SPECIALE SU CUSCINETTI CEMENTATI ZINCATI



Registrabile: in orizzontale ÷ 2 mm-in verticale ÷ 2mm
 Hinge with special profile ambidextrous, cemented zinked bearings.
Adjustable: in horizontal ÷ 2 mm-in vertical ÷ 2mm
 Charnière avec profil spécial ambidestre, sur coussinets cimentés zingué.
Réglable: en horizontal ÷ 2 mm-en vertical ÷ 2mm

COD.				€/pz
3150/RR	75	2	0,970	

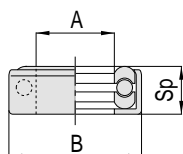
RONDELLE IN OTTONE



Brass washer
 Rondelles en laiton

COD.	A	B	Sp			€/pz
RO40/60	6,1	10	1,5	500	0,006	
RO80	7,1	12	1,5	500	0,009	
RO100	8,1	13	1,5	500	0,0010	
RO120/140	10,1	15	1,5	500	0,0012	
RO1100	14,1	22	2,5	500	0,0048	
RO1150	14,2	22	6	500	0,0113	
RO1500	20,1	29	3	250	0,0087	

CUSCINETTI REGGISPINTA STAMPATI IN ACCIAIO CEMENTATO ZINCATO BIANCO

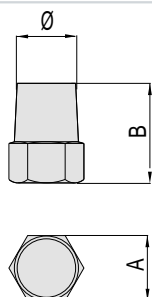


Thrust stamped bearing, in white cemented zinked steel

Coussinets imprimée, en acier cimenté zingue

COD.	A	B	Sp			€/pz
1600/10	10	18,5	6	100	0,005	
1600/11	11	19	6,5	100	0,008	
1600/12	12	20	6,5	100	0,008	
1600/13	13	21	6,7	100	0,008	
1600/14	14	22	6,7	100	0,008	
1600/16	16	27	6,5	100	0,012	
1600/20	20	29	6,5	100	0,012	

COPRITAPPO PER CERNIERA IN ACCIAIO

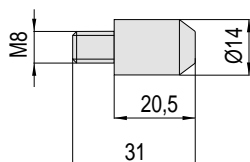


Cover cap for steel hinge

Bouchon pour charnière en acier

COD.	A	B	Ø			€/pz
TC10	11	22,5	9,8-10,9	300	0,017	
TC12	13	22,5	11,8-12,9	300	0,23	
TC14	15	23	13,5-14,8	300	0,030	

PIOLO DI SICUREZZA IN ACCIAIO ZINCATO PER PORTE CORAZZATE



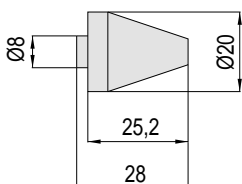
Eseguibili anche su disegno del cliente

Safety peg in zinked steel, for security doors. Can be also customized according to customer's drawing

Piquet de sécurité en acier zingué pour portes blindées. Également réalisable selon la conception du client

COD.			€/pz
P8	100	0,025	

PIOLO DI SICUREZZA IN ACCIAIO ZINCATO PER PORTE CORAZZATE



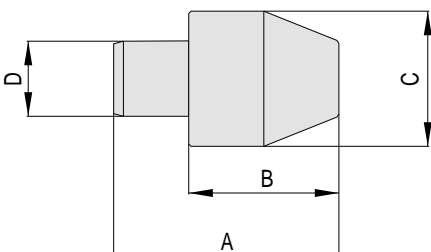
Eseguibili anche su disegno del cliente

Safety peg in zinked steel, for security doors. Can be also customized according to customer's drawing

Piquet de sécurité en acier zingué pour portes blindées. Également réalisable selon la conception du client

COD.			€/pz
P9	100	0,040	

PIOLO DI SICUREZZA IN ACCIAIO ZINCATO PER PORTE CORAZZATE



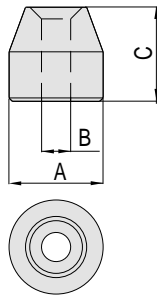
Eseguibili anche su disegno del cliente

Safety peg in zinked steel, for security doors. Can be also customized according to customer's drawing

Piquet de sécurité en acier zingué pour portes blindées. Également réalisable selon la conception du client

COD.	A	B	C	D			€/pz
P10	30	20	Ø18	Ø10	100	0,040	
P11	30	20	Ø18	M8	100	0,040	

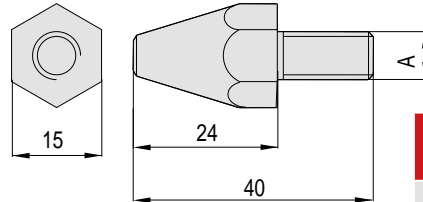
PIOLO DI SICUREZZA IN ACCIAIO ZINCATO PER PORTE CORAZZATE



E Eseguibili anche su disegno del cliente
U Safety peg in zinked steel, for security doors. Can be also customized according to customer's drawing
P Piquet de sécurité en acier zingué pour portes blindées. Également réalisable selon la conception du client

COD.	A	B	C			€/pz
P16	ø16	ø6,2	20	300	0,020	
P20	ø20	ø6,2	20	300	0,033	

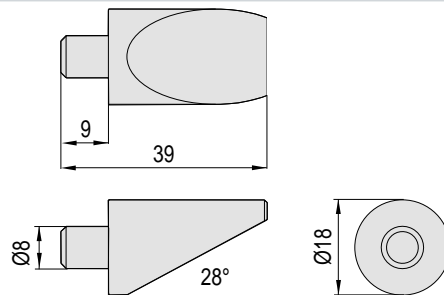
PIOLO DI SICUREZZA IN ACCIAIO ZINCATO AD AVVITARE



E Eseguibili anche su disegno del cliente
U Safety peg in zinked steel, for security doors to screwing. Can be also customized according to customer's drawing
P Piquet de sécurité en acier zingué pour portes blindées. Également réalisable selon la conception du client

COD.	A			€/pz
PCH15	M8	300	0,029	
PCH15/10	M10	300	0,33	

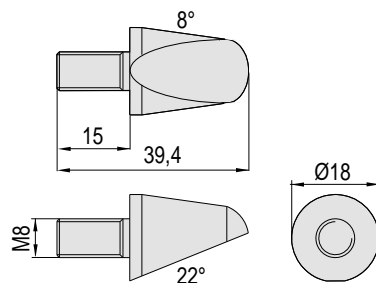
PIOLO DI SICUREZZA FRESATO IN ACCIAIO ZINCATO A SALDARE



E Eseguibili anche su disegno del cliente
U Safety peg milled in zinked steel, to be welded. Can be also customized according to customer's drawing
P Piquet de sécurité fraisée en acier zingué a souder. Également réalisable selon la conception du client

COD.			€/pz
P18/S	100	0,042	

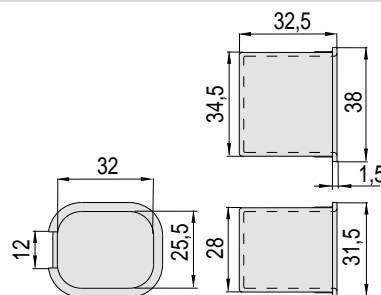
PIOLO DI SICUREZZA FRESATO IN ACCIAIO ZINCATO AD AVVITARE



E Eseguibili anche su disegno del cliente
U Safety peg milled in zinked steel, for screwing. Can be also customized according to customer's drawing
P Piquet de sécurité fraisée en acier zingué à visser. Également réalisable selon la conception du client

COD.			€/pz
P18S/8	100	0,033	

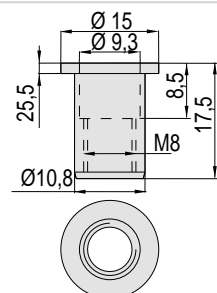
TAPPI PER ALLOGGIAMENTO ROSTRO IN ABS



U Cap for safety peg in ABS
P Bouchons pour logement rostre en ABS

COD.	Versione Version Version			€/pz
CAP/PCH/N	Nero Black Noir	100	0,005	
CAP/PCH/B	Bianco White Blanc	100	0,005	

RIVETTO PER ROSTRI IN ACCIAIO ZINCATO



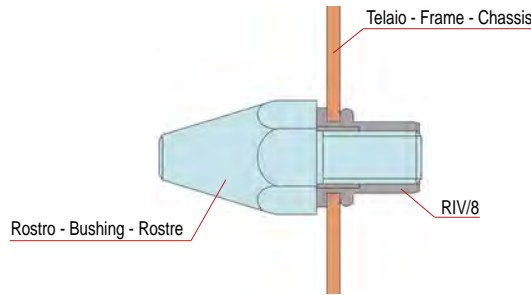
E Rivetto in acciaio zincato, adatto per rostri con filetto M8
U Rivet in zinked steel, ideal for peg with thread M8
P Rivet en acier zingué, indiqué pour rostres avec filet M8

COD.			€/m
RIV/8	100	0,006	

Esempio

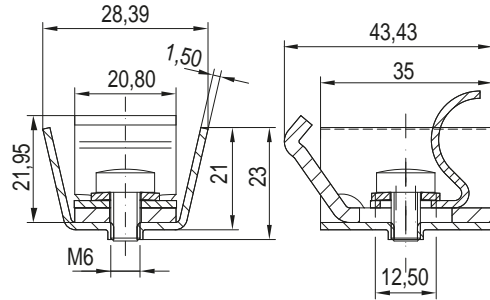
Example

Exemple



SCROCCO VULCANIZZATO A SALDARE REGOLABILE PER SERRATURE

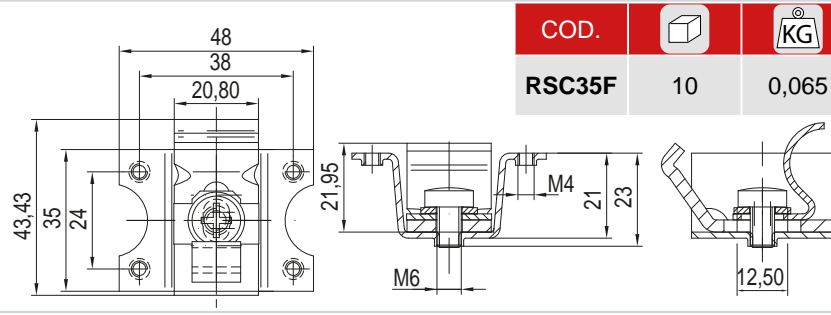
NUOVO PRODOTTO
NEUVEAU PRODUIT



COD.			€/pz	NOTE
RSC35	10	0,061		A SALDARE WELDING A SOUDER

SCROCCO VULCANIZZATO AD AVVITARE REGOLABILE PER SERRATURE

NUOVO PRODOTTO
NEUVEAU PRODUIT



COD.			€/pz	NOTE
RSC35F	10	0,065		AD AVVITARE SCREWING A VISSER

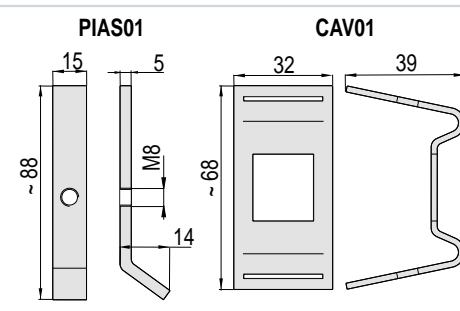
■ **Riscontro per scrocco, registrabile per porte blindate**

- Realizzato in acciaio zincato
- Regolazione da 22mm a 34mm
- Piastra di riscontro con rivestimento in gomma vulcanizzata per attutire il rumore in fase di chiusura della porta
- Piastrina di sicurezza sagomata anti-intrusione con scheda
- **Adjustable latch stricker for security doors**
- Made in galvanized steel
- Adjustment from 22mm to 34mm
- Strike plate with vulcanized rubber coating to muffle the noise when closing the door
- Shaped security plate to prevent intrusion with cards

■ **Gâche pour loquet, réglable pour portes blindées**

- En acier galvanisé
- Réglage de 22mm à 34mm
- Gâche avec revêtement en caoutchouc vulcanisé pour étouffer le bruit lors de la fermeture de la porte
- Plaque de sécurité anti-intrusion avec carte

STAFFA DI SUPPORTO IN ACCIAIO ZINCATO



■ **Support plate in zinked steel**

■ **Platine de support en acier zingué**

COD.			€/pz
CAV01	50	0,050	
PIAS01	50	0,050	

🇮🇹 Accessori per porte blindate

🇬🇧 Accessories for security doors

🇫🇷 Accessoires pour portes blindées





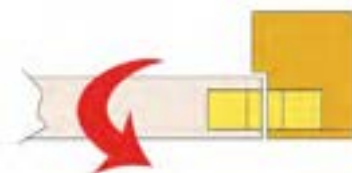
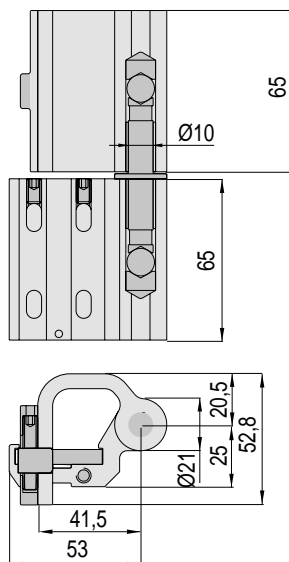
CERNIERE REGISTRABILI A SCOMPARSA

■ ■ CERNIERE REGISTRABILI A SCOMPARSA PER PORTE BLINDATE

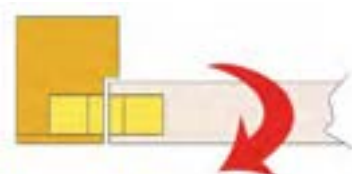
■ ■ ADJUSTABLE CONCEALED HINGES FOR SECURITY DOORS

■ ■ CHARNIÈRES CACHÉES RÉGLABLES POUR PORTES DE SÉCURITÉ

CERNIERA IN ALLUMINIO REGISTRABILE A SCOMPARSA



Apertura destra
Opening to the right
Ouverture droite



Apertura sinistra
Opening to the left
Ouverture gauche

■ ■ Cerniera registrabile a scomparsa per porte blindate. Corpi cerniera in alluminio (lega ENAW 6005), perno in acciaio, girevole su sfere in acciaio cementato. Piastre di fissaggio in acciaio.

■ ■ Adjustable concealed hinge for security doors. Hinge body in aluminum (alloy ENAW 6005), steel swivel pin on cemented steel balls. Fixing plates in steel.

■ ■ Charnière caché réglable pour portes de sécurité. Corps charnière en aluminium (alliage ENAW 6005), pivot en acier, pivotant sur sphères en acier cimenté. Plaques de fixation en acier.

■ ■ Esempio di applicazione della cerniera 1150SRF/D-S

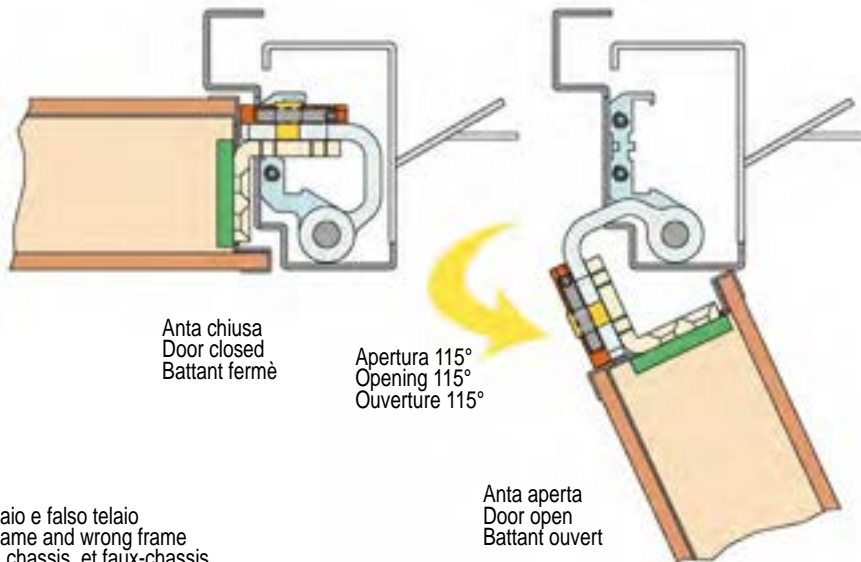
■ ■ For 1150SRF/D-S hinge application example

■ ■ Exemple d'application de la charnière 1150SRF/D-S

COD.	KG	KG	KG	€/pz
1150SRF/D	75	4	0,994	
1150SRF/S	75	4	0,994	



Profili anta, telaio e falso telaio
Profile wing, frame and wrong frame
Profils battant, chassis, et faux-chassis

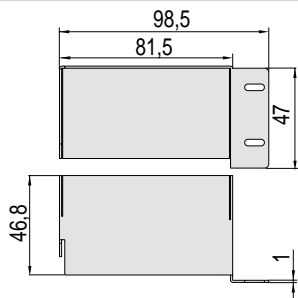



Anta chiusa
Door closed
Battant fermé

Apertura 115°
Opening 115°
Ouverture 115°

Anta aperta
Door open
Battant ouvert

TAPPO PER CERNIERE A SCOMPARSA IN LAMIERA ZINCATA



COD.	Cerniera Hinge Charnières			€/pz
TAPSRF/D	1150SRF/D	20	0,078	
TAPSRF/S	1150SRF/S	20	0,078	

Tappe copriforo, in lamiera zincata, per alloggiamento cerniera lato montante. Da applicare sulle cerniere della serie 1150SRF

Cover plug, in zinked steel, for hinge housing on the upright side. For hinges 1150SRF series

Bouchon couvre-trou, en acier zingué, pour le logement de la charnière, montant latéral. Applicable sur charnières série 1150SRF

Esempi di applicazione

Application examples


Exemple d'application



La cerniera a scomparsa risulta essere completamente invisibile a porta chiusa, ed è adatta per realizzazioni "a filo". Apertura massima 115°. La cerniera prevede l'impiego di profili di anta, telaio e falso telaio di dimensioni definite (vedere box a pag.58). Sulla cerniera sono presenti due registrazioni: registrazione in verticale ed in orizzontale della distanza fra anta e telaio, mediante grani. La terza regolazione, orizzontale, di profondità, si può ottenere realizzando delle asole sul profilo anta. La cerniera può essere montata a banco, il corpo superiore sull'anta e quello inferiore sul telaio. L'assemblaggio finale può avvenire al momento dell'installazione della posa in opera della porta.

Concealed hinge is invisible when door is closed and it is suitable for flush doors. Max opening angle 115°. This hinge requires wings, frame and false frame of defined dimensions (see on page 58). It allows two adjustments: distance between wing and frame can be adjusted vertically and horizontally with grub screw. Another depth setting can be obtained by machining slots on wing profile. Hinge can be mounted on bench, upper body on wing and lower body on frame. Final assembly can be made during door laying

La charnière cachée est complètement invisible quand la porte est fermée et indiqué pour réalisations "à fil". Ouverture maximale 115°. La charnière prévoit l'emploi de profils de battant, châssis, et faux-châssis avec dimension définitives (voir box à la page 55). Sue la charnière sont présents deux réglages: réglage en vertical et en horizontal de la distance entre porte et châssis, par grains. On peut obtenir le troisième réglage, horizontal, de profondeur, en réalisant des boutonnières sur le profil de la porte. La charnière peut être montée sur banc, le corp supérieur sur la porte et l'inférieur sur le châssis. L'assemblage final peut être effectué au moment de l'installation de la pose en place de la porte.





ACCESSORI PER INFERRIATE DI SICUREZZA

■ CERNIERE, SERRATURE E ACCESSORI

■ HINGES, LOCKS AND ACCESSORIES

■ CHARNIÈRES, SERRURES ET ACCESSOIRES





CERNIERE

PER INFERRIATE DI SICUREZZA A BATTENTE

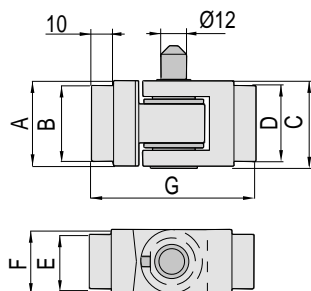
FOR SWING SECURITY GRILLES

POUR GRILLES DE SÉCURITÉ À BATTANT

CERNIERA AMBIDESTRA ANTA-ANTA CON PERNO RETRAIBILE IN INOX

Hinge ambidextrous wing-wing with retractable pin in stainless steel

Charnière ambidestre battant-battant avec pivot rétractable en acier inox




COD.	A	B	C	D	E	F	G	KG	KG	KG	€/pz
ARTU	40	35,5	40	35,5	25,5	30	77	100	4	0,638	
ARTU/40	40	35,5	40	35,5	35,5	40	87	100	4	0,800	

Cerniera con rotazione a 180° e perno a scomparsa. Quando le due ali sono in linea il perno rimane sollevato (situazione di anta chiusa). Quando le due ali sono a 90° il perno scompare all'interno della cerniera permettendo lo sblocco delle ante in modo automatico. La rotazione a 180° permette di aprire le ante sia all'interno che all'esterno del vano.

Hinge with rotation at 180° and passing pin. When the two wings are straight, the pin remains raised (situation of closed door). When the two wings are at 90° the pin disappears inside of the hinge allowing the release of the doors in way automatic rifle. A rotation at 180° allows to open the wings inside and/or outside.

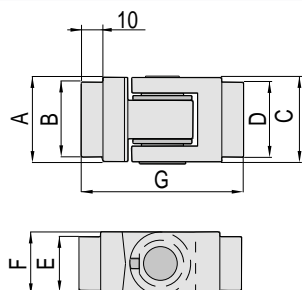
Charnière avec rotation à 180° et pivot escamotable. Quand les deux battants sont en ligne, la goupille reste soulevé (situation de porte fermé). Quand les deux portes sont à 90° la charnière ou disparaît à l'intérieur de la charnière permettant le dégagement des portes d'une manière automatique. La rotation à 180° permet aux battants de s'ouvrir soit à l'intérieur que à l'extérieur de l'aspace.



CERNIERA AMBIDESTRA ANTA-ANTA CON PERNO IN INOX

Hinge ambidextrous wing-wing with pin in stainless steel

Charnière ambidestre battant-battant avec pivot rétractable en acier inox

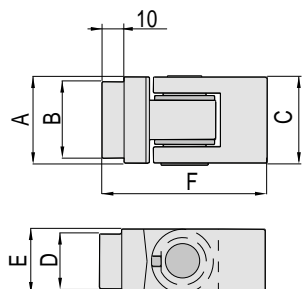


COD.	A	B	C	D	E	F	G	KG	KG	KG	€/pz
MERLINO	40	35,5	40	35,5	25,5	30	77	100	4	0,593	
MERLINO/40	40	35,5	40	35,5	35,5	40	87	100	4	0,791	
MERLINO/3020	20	15,5	20	15,5	25,5	30	77	100	6	0,280	

CERNIERA AMBIDESTRA TELAIO-ANTA CON PERNO IN INOX

Hinge ambidextrous frame-wing with pin in stainless steel

Charnière ambidestre chassis-battant avec pivot en acier inox

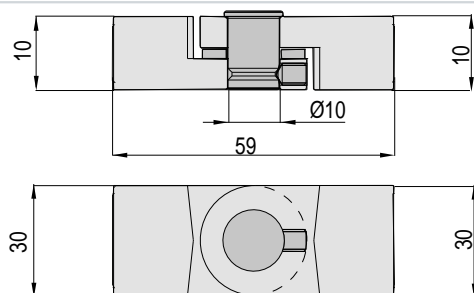


COD.	A	B	C	D	E	F	G	KG	KG	KG	€/pz
GINEVRA	40	35,5	40	35,5	25,5	30	77	100	4	0,614	
GINEVRA/40	40	35,5	40	35,5	35,5	40	87	100	4	0,818	
GINEVRA/3020	20	15,5	20	25,5	25,5	30	77	100	6	0,302	

CERNIERA AMBIDESTRA ANTA-ANTA IN ACCIAIO CON PERNO IN ACCIAIO ZINCATO

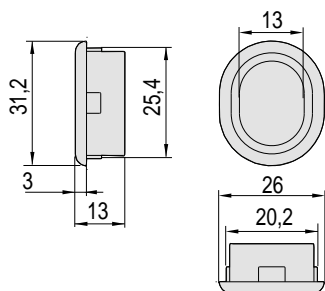
Hinge ambidextrous wing-wing in steel. Pin in zinked steel

Charnière ambidestre battant-battant avec pivot en acier inox



COD.	KG	KG	KG	€/pz
MERLINO./3010	50	30	0,129	

RISCONTRO IN PLASTICA, AD INCASSO, PER CERNIERA ARTU



- **Riscontro in plastica per puntale diametro 12mm ad incasso (consigliato per cerniera ARTU)**
- **Plastic striker plate for built in terminal pillar diameter 12mm., (suitable for hinge ARTU)**
- **Douille en plastique pour embout diamètre 12mm. à encaissement (conseillé pour charnière ARTU)**

COD.			€/pz
BOC/ARTU/N	100	0,003	



ARTU

- **Cerniera con perno**
- **Hinge with pin**
- **Charnière avec goupille**

MERLINO

- **Cerniera anta - anta**
- **Hinge wing - wing**
- **Charnière battant - battant**

GINEVRA

- **Cerniera anta - telaio**
- **Hinge wing - frame**
- **Charnière battant - chassis**



- **Apertura esterna**
- **External opening**
- **Ouverture externe**

- **Apertura interna**
- **Internal opening**
- **Ouverture intérieure**



■ **Realizzata in materiale saldabile con i più comuni sistemi (filo continuo-elettrodo). Estremità ribassate per agevolare l'alloggiamento all'interno dello scatolato dell'inferriata garantendo un notevole abbattimento dei tempi di lavorazione (disponibile per scatolato di sezione 40x30 e 40x40, spessore 1,5-2mm, innesto 10mm). Essendo ambidestra si riducono i problemi di montaggio ed immagazzinamento. Perno centrale estraibile per permettere la verniciatura, la saldatura e la manutenzione anche ad inferriata installata.**

■ **Realized in weldable material with the most common systems (continuous wire electrode). Lowered ends in order to facilitate the lodging inside of the box-shield of the rail-guard guaranteeing a reduction of working time (available for box-shield ed of section 40x30 and 40x40, 1,5 - 2 thickness mm, coupling 10 mm). Being ambidextrous, the problems of assembly and storing are reduced. Central pin extractable in order to allow the painting, the welding and the maintenance also when the fence is installed.**

■ **Réalisé en matériel soudable avec les systèmes les plus communs (électrode continue de fil). Extrémités abaissées afin de faciliter le logement à l'intérieur du boîte-protégé du rail en garantissant un remarquable abattage des temps de travail (disponible pour boîte-protégé de section 40x30 et 40x40, d'épaisseur de 1,5 - 2 mms, embrayage 10 mm). Les problèmes de l'assemblage et de stockage sont réduits car les charnières sont ambidestres. Goupille au centre extractible afin de permettre le travail de peinture, la soudure et l'entretien également à grille installée.**



- **Le cerniere sono dotate di tappi per la verniciatura. La cerniera ARTU è dotata di boccole autocentranti in acciaio da saldare nel telaio**
- **Hinges are equipped with caps for painting. ARTU hinge is equipped with self-centering bushing in steel to be welded in the frame**
- **Les charnières sont équipées de bouches pour la peinture. La charnière ARTU est équipée de boucles autocentrantes en acier à souder dans le châssis**


■ **Per le cerniere MERLINO e GINEVRA è disponibile la versione per scatolato 30x20, spessore 1,5-2mm da impiegare nel traverso centrale**

■ **For hinges MERLINO and GINEVRA it is available the boxed version 30x20, thickness 1,5-2mm to use in the central beam**

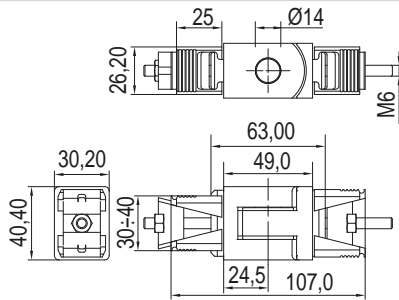
■ **Pour les charnières MERLINO et GINEVRA il est disponible la version pour boîte de 30x20, épaisseur 1,5-2mm à utiliser dans la traverse centrale**



CERNIERA AMBIDESTRA ANTA-ANTA CON ATTACCO RAPIDO



NUOVO PRODOTTO
NEW PRODUCT
NOUVEAU PRODUIT




🇬🇧 Hinge ambidextrous wing-wing with quick coupling

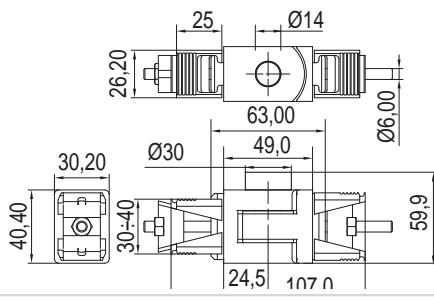
🇫🇷 Charnière ambidestre battant-battant avec fixation rapide

COD.			€/pz
RAPID BLOCK	4	0,550	

CERNIERA AMBIDESTRA ANTA-ANTA CON ATTACCO RAPIDO E RISCOント



NUOVO PRODOTTO
NEW PRODUCT
NOUVEAU PRODUIT



🇬🇧 Hinge ambidextrous swing-swing with quick coupling and bushing

🇫🇷 Charnière ambidestre battant-battant avec fixation rapide et douille

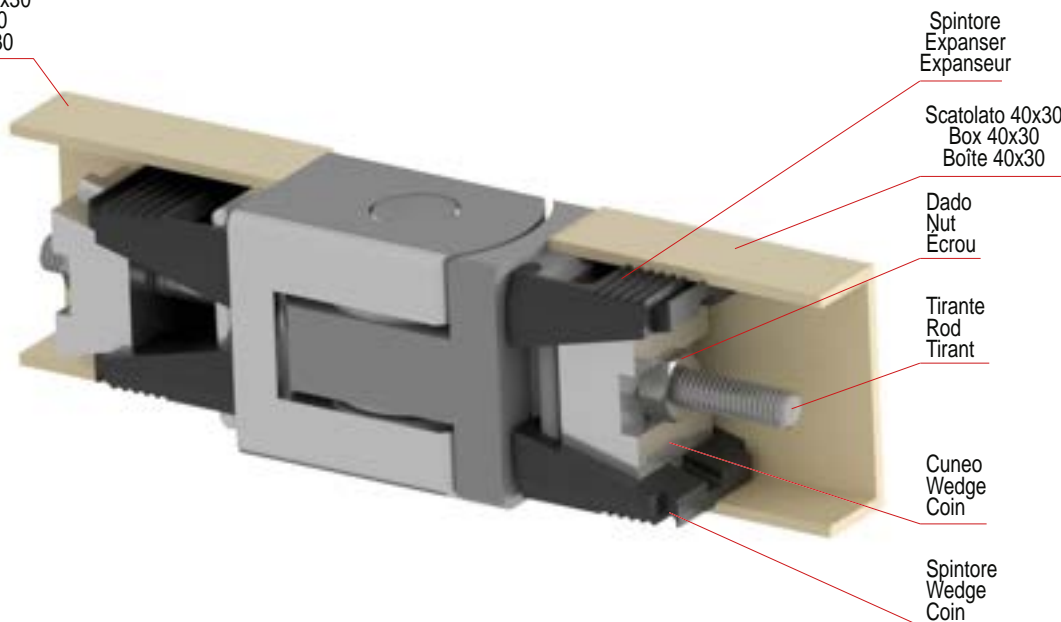
COD.			€/pz
RAPID BLOCK/R	4	0,610	

🇫🇷 Montaggio cerniera

🇬🇧 Hinge assembly

🇫🇷 Assemblage de la charnière

Scatolato 40x30
Box 40x30
Boîte 40x30



🇫🇷 La cerniera RAPID BLOCK realizzata in zama con perno centrale in acciaio INOX consente un assemblaggio rapido all'interno del telaio dell'anta senza ricorrere a saldature o avvitature.

L'innovativo sistema di fissaggio consente di bloccare gli spintori contro le pareti interne dello scatolato semplicemente avvitando il tirante nascosto all'interno del corpo della cerniera rendendola un tutt'uno con il telaio.

Lo stesso sistema permette lo sgancio rapido della cerniera per eventuali operazioni di manutenzione.

Il fissaggio resiste alle vibrazioni indotte dal normale utilizzo dell'inferriata.

La cerniera RAPID BLOCK è adatta agli scatolati di sezione 40x30 con spessore parete di 1,5/2mm.

Estremamente facile da montare. Non è necessario ricorrere a saldature e alle successive molature.

Essendo ambidestra si riducono i problemi di montaggio ed immagazzinamento. Perno centrale estraibile per permettere la verniciatura e la manutenzione anche ad inferriata installata.

🇬🇧 The RAPID BLOCK hinge made of zama with a central stainless steel pin allows quick assembly inside the door frame without resorting to welding or screwing.

The innovative fastening system allows you to lock the pushers against the internal walls of the box simply by screwing the tie rod hidden inside the body of the hinge, making it one with the frame.

The same system allows the quick release of the hinge for any maintenance operations.

The fixing resists the vibrations induced by the normal use of the railing.

The RAPID BLOCK hinge is suitable for 40x30 section boxes with a wall thickness of 1.5 / 2mm.

Extremely easy to assemble. It is not necessary to resort to welding and subsequent grinding.

Being ambidextrous, assembly and storage problems are reduced. Removable central pin to allow painting and maintenance even with the railing installed.

🇫🇷 La charnière RAPID BLOCK en zamak avec un axe central en acier inoxydable permet un montage rapide à l'intérieur du cadre de porte sans recourir à la soudure ou au vissage.

Le système de fixation vous permet de verrouiller les poussoirs contre les parois internes de la boîte simplement en vissant le tirant caché à l'intérieur du corps de la charnière, ce qui en fait un avec le cadre.

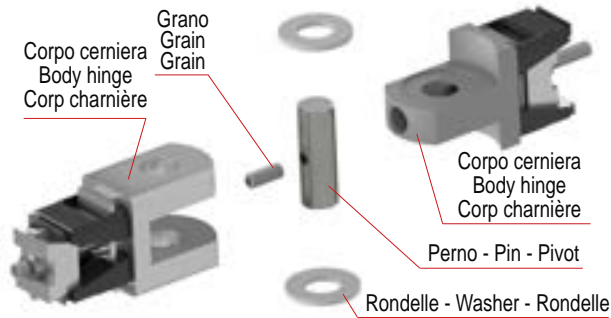
Le même système permet le dégagement rapide de la charnière pour toutes les opérations de maintenance.

La fixation résiste aux vibrations induites par l'utilisation normale du garde-corps.


La charnière RAPID BLOCK convient aux caissons de section 40x30 avec une épaisseur de paroi de 1,5 / 2 mm.

Extrêmement facile à assembler. Il n'est pas nécessaire de recourir au soudage et au meulage ultérieur.

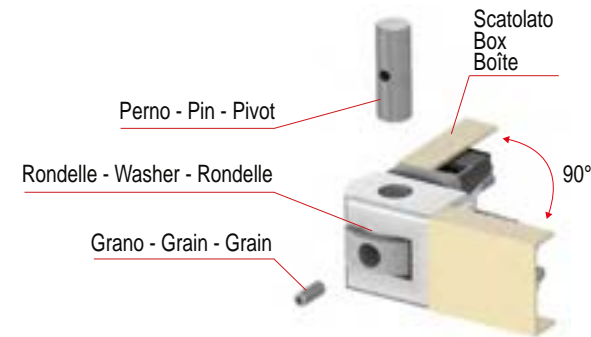
Les problèmes d'assemblage et de stockage sont réduits étant charnières ambidextries. Goupille centrale amovible pour permettre la peinture et l'entretien aussi avec la balustrade installée.




■ ■ Smontare la serratura, svitando il grano di fissaggio del perno e sfilare il perno con le relative rondelle.
 Ora i due corpi cerniera sono separati.
 ■ ■ Disassemble the lock, unscrewing the pin fixing dowel and remove pin and washers.
 Now the two hinge bodies are separated.
 ■ ■ Démontez la serrure, dévissez la cheville de fixation de la goupille et retirez la goupille avec les rondelles correspondantes.
 Maintenant, les deux corps de la charnière sont séparés.



■ ■ Inserire i due corpi cerniera nella scatola.
 Stringere mediante un cacciavite il tirante di fissaggio.
 Ora i due corpi principali sono fissati allo scatolato.
 ■ ■ Insert the two hinge bodies in the box.
 Tighten the tie rod with a screwdriver.
 Now the two main bodies are fixed to the box.
 ■ ■ Insérez les deux corps de charnière dans la boîte.
 Serrez le tirant avec un tournevis.
 Maintenant, les deux corps principaux sont fixés à la boîte.



■ ■ Aprire l'inferriata a 90° come mostrato nell'immagine e inserire il perno centrale con relative rondelle per unire i due corpi cerniera con il grano di fissaggio.
 ■ ■ Open the grating at 90° as shown in the image and insert the central pin with washers to join the two hinge bodies and the fixing dowel.
 ■ ■ Ouvrez la grille à 90° comme indiqué sur l'image et insérez la goupille centrale avec les rondelles relatives pour joindre les deux corps de la charnière et la cheville de fixation.



■ ■ Ora mediante chiave a brugola n°5 stringere il grano di fissaggio.
 La cerniera ora è montata.
 ■ ■ Using Allen key No. 5 tighten the fixing dowel.
 Now the hinge is mounted.
 ■ ■ Heures d'utilisation de la clé Allen n° 5 serrer la cheville de fixation.
 La charnière est maintenant montée.

■ ■ Vantaggi del prodotto

■ ■ Product benefits

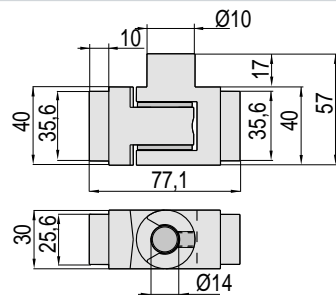
■ ■ Avantages du produit

■ ■ - Non si salda più, pertanto non è necessaria la presenza di un saldatore e l'utilizzo di dischetti ed elettrodi
 -Riduce il tempo di realizzazione dell'inferriata
 -Elimina i tagli a 45°
 -Elimina eventuali imperfezioni dell'assemblaggio
 -Esteticamente lineare e moderna
 -Smontabile in un secondo momento
 -Economica
 -Unico articolo da utilizzare per ogni movimento dell'inferriata

■ ■ -No longer welding therefore no needed a welding operator
 -Railing construction time reduced
 -No longer 45° cut needed
 -No Assembly imperfections
 -Aesthetically linear and modern
 -Can be disassembled
 -Cheap
 -Single article for each movement of the railing

■ ■ -Il n'est plus à souder donc la présence d'un soudeur et l'utilisation de disques et électrodes n'est pas nécessaire
 -Les temps de construction de la grille de sécurité sont réduits
 -Les coupures à 45° sont éliminées
 -Toutes les imperfections dans l'assemblage sont éliminées
 -Esthétiquement linéaire et moderne
 -Amovible ultérieurement
 -Économique
 -C'est le seul article à utiliser pour chaque mouvement de la grille de sécurité

CERNIERA AMBIDESTRA ANTA-ANTA CON PERNO IN INOX E RISCOント



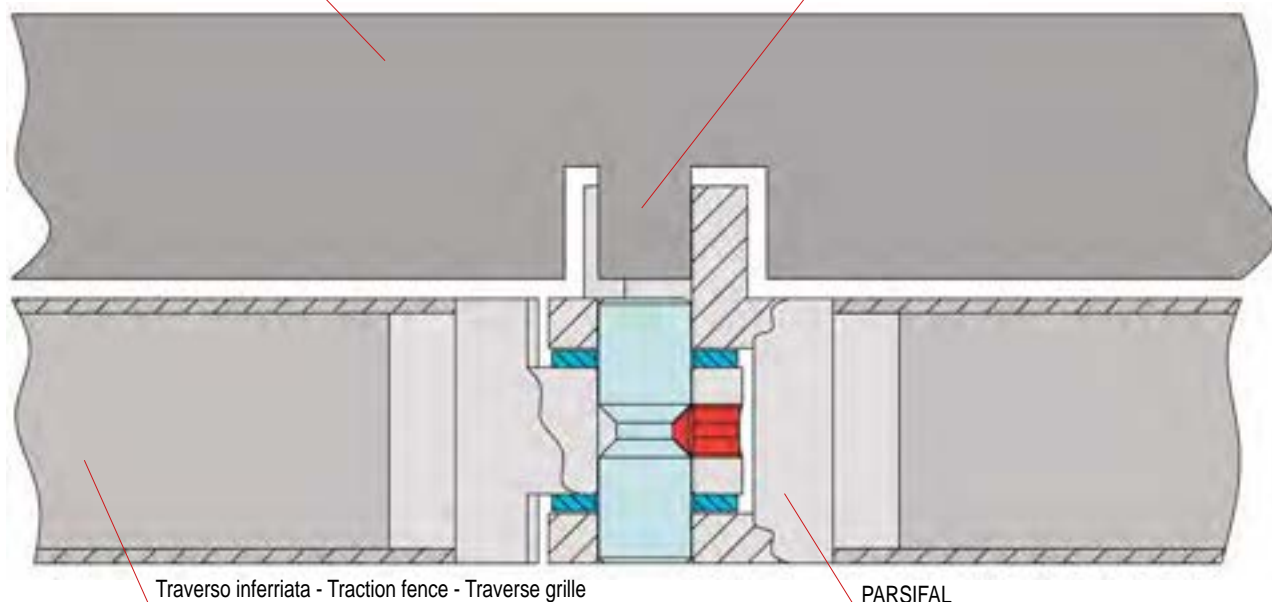
🇬🇧 Hinge ambidextrous wing-wing with pin in stainless steel and bushing

🇫🇷 Charnière ambidestre battant-battant avec pivot en acier inox et douille

COD.	KG	KG	€/pz
PARSIFAL	100	4	0,670

Telaio - Frame - Chassis

Perno fisso di riscontro - Fixed pivot - Pivot



Traverso inferriata - Traction fence - Traverse grille

PARSIFAL

🇫🇷 Cerniera con rotazione a 180° per inferriate, con scodelino di riscontro. Ad anta chiusa, il perno, solidale al telaio fisso dell'inferriata, rimane imprigionato all'interno della cava dello scodelino superiore, fornendo un punto di chiusura aggiuntivo. Quando le due ali sono a 90° il perno solidale con il telaio fisso si disimpegna dallo scodelino, permettendo l'apertura dell'anta. Lo scodelino può alloggiare un perno fisso di diametro 14 mm (non incluso).

La cerniera è realizzata in materiale saldabile con i più comuni sistemi (filo continuo - elettrodo). Estremità ribassata per agevolare l'alloggiamento all'interno dello scatolato dell'inferriata garantendo un notevole abbattimento dei tempi di lavorazione (disponibile per scatolato di sezione 40x30, spessore 1,5 - 2 mm). Essendo ambidestra si riducono i problemi di montaggio ed immagazzinamento. Perno centrale estraibile per permettere la verniciatura, la saldatura e la manutenzione anche ad inferriata installata.

🇬🇧 Hinge with rotation of 180° for fences, with bushing cup. When the wing is closed, the pin, integral with the fixed frame of the fence, remains locked up into the pit of the superior cup, creating an additional closed place. When the two wings are at 90° the pin integral with the fixed frame it disengaged itself from the cup, allowing the opening of the wing. The cup can lodge a fixed pin with diameter 14 mm (not included). Realized in weldable material with the most common systems (continuous thread electrode). Lowered extremity in order to facilitate the lodging inside of the box-shielded of the rail-guard guaranteeing a remarkable reduction of working time (available for box-shielded of section 40x30, 1,5 - 2 thickness mm). Being ambidextrous, problem of assembly and storing is reduced. Central pin extractable in order to allow the painting, the welding and the maintenance also when the fence installed.

🇫🇷 Charnière avec rotation à 180° pour grilles, avec cuvette. Quand le vantau est fermé, le pivot, solidaire au châssis fixé de la grille, reste emprisonné à l'intérieur de la carrière de la cuvette supérieure, fournissant un point de fermeture additionnel. Quand les deux ailes sont à 90° le pivot solidaire au châssis fixé dégage par la cuvette, permettant l'ouverture du vantau. La cuvette peut loger un pivot fixé de diamètre 14 mm (non inclus). Réalisé en matériel soudable avec les systèmes les plus communs (électrode continue de fil). Extrémité abaissées afin de faciliter le logement à l'intérieur du boîte-protégé du rail en garantissant un remarquable abattage des temps de travail (disponible pour boîte-protégé de section 40x30, d'épaisseur de 1,5 - 2 mms). Les problèmes de l'assemblage et de stockage sont réduits étant charnières ambidexres. Goupille au centre extractible afin de permettre le travail de peinture, la soudure et l'entretien également à grille installée.

🇫🇷 Vantaggi del prodotto

🇬🇧 Product benefits

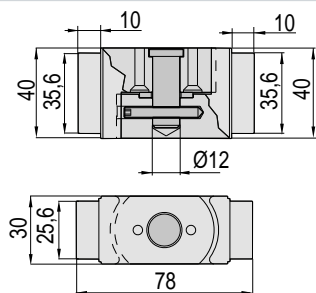
🇫🇷 Avantages du produit

- 🇫🇷 -Corpo unico
- Inattaccabile da ogni punto di vista
- Robusta

- 🇬🇧 -Single Body
- High resistant to break-in attempts
- Strong

- 🇫🇷 -Corps unique
- Inattaquable à tous points de vue
- Robuste

CERNIERA AMBIDESTRA ANTA-ANTA ZINCATA CON PERNO IN ACCIAIO NITRURATO

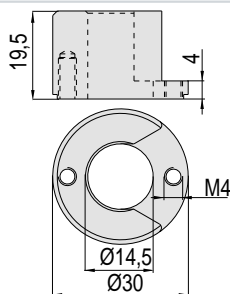


🇬🇧 Hinge ambidextrous wing-wing zinked with nitrided steel pin

🇮🇹 Charnière ambidestre battant-battant zingué avec goupille en acier nitruré

COD.	KG	KG	€/pz
TRISTANO	100	4	0,600

BOCCOLA DI RISCONTRO PER TRISTANO IN ACCIAIO ZINCATO



🇬🇧 Bushing cup for hinge TRISTANO in zinked steel

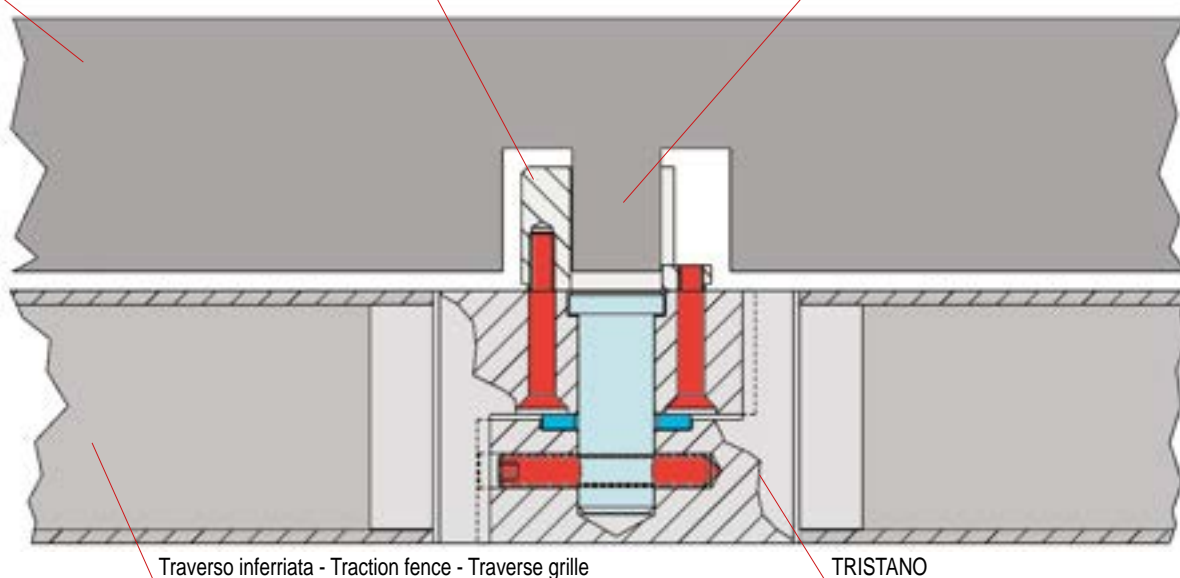
🇮🇹 Cuvette pour charniere TRISTANO en acier zingué

COD.	KG	€/pz
BOC30/TRISTANO	20	0,062

Telaio - Frame - Chassis

BOC30 / TRISTANO

Perno fisso di riscontro - Fixed pivot - Pivot



Traverso inferriata - Traction fence - Traverse grille

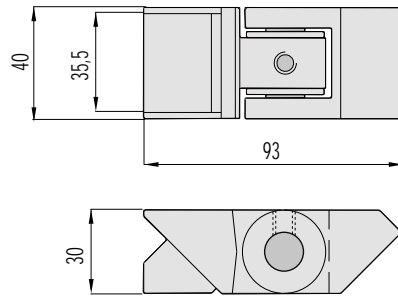
TRISTANO

🇮🇹 Cerniera con rotazione a 180° per inferriate, con scodellino di riscontro ad avvitare. Ad anta chiusa, il perno, solidale al telaio fisso dell'inferriata, rimane imprigionato all'interno della cava dello scodellino superiore, fornendo un punto di chiusura aggiuntivo. Quando le due ali sono a 90°, il perno solidale con il telaio fisso si disimpegna dallo scodellino, permettendo l'apertura dell'anta. Lo scodellino può alloggiare un perno fisso di diametro 14 mm (non incluso). La cerniera è realizzata in materiale saldabile con i più comuni sistemi (filo continuo - elettrodo). Estremità ribassata per agevolare l'alloggiamento all'interno dello scatolato dell'inferriata garantendo un notevole abbattimento dei tempi di lavorazione (disponibile per scatolato di sezione 40x30, spessore 1,5 - 2 mm). Essendo ambidestra si riducono i problemi di montaggio ed immagazzinamento. Perno centrale estraibile per permettere la verniciatura, la saldatura e la manutenzione anche ad inferriata installata.

🇬🇧 Hinge with rotation of 180° for fences, with bushing cup to be screwed. When the wing is closed, the pin, integral with the fixed frame of the fence, remains locked up into the pit of the superior cup, creating an additional closed place. When the two wings are at 90° the pin integral with the fixed frame it disengaged itself from the cup, allowing the opening of the wing. The cup can lodge a fixed pin with diameter 14 mm (not included). Realized in weldable material with the most common systems (continuous thread electrode). Lowered extremity in order to facilitate the lodging inside of the box-shielded of the rail-guard guaranteeing a remarkable reduction of working time (available for box-shielded of section 40x30, 1,5 - 2 thickness mm). Being ambidextrous, problem of assembly and storing is reduced. Central pin extractable in order to allow the painting, the welding and the maintenance also when the fence is installed.

🇮🇹 Charnière avec rotation à 180° pour grilles, avec cuvette. Quand le vantau est fermé, le pivot, solidaire au châssis fixé de la grille, reste emprisonné à l'intérieur de la carrière de la cuvette supérieure, fournissant un point de fermeture additionnel. Quand les deux ailes sont à 90° le pivot solidaire au châssis fixé dégage par la cuvette, permettant l'ouverture du vantau. La cuvette peut loger un pivot fixé de diamètre 14 mm (non-inclus). Réalisé en matériel soudable avec les systèmes les plus communs (électrode continue de fil). Extrémité abaissées afin de faciliter le logement à l'intérieur du boîte-protégé du rail en garantissant un remarquable abattage des temps de travail (disponible pour boîte-protégé de section 40x30, d'épaisseur de 1,5 - 2 mms). Les problèmes de l'assemblage et de stockage sont réduits étant charnières ambidextres. Goupille au centre extractible afin de permettre le travail de peinture, la soudure et l'entretien également à grille installée.

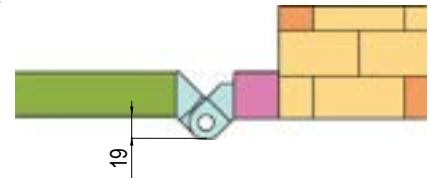
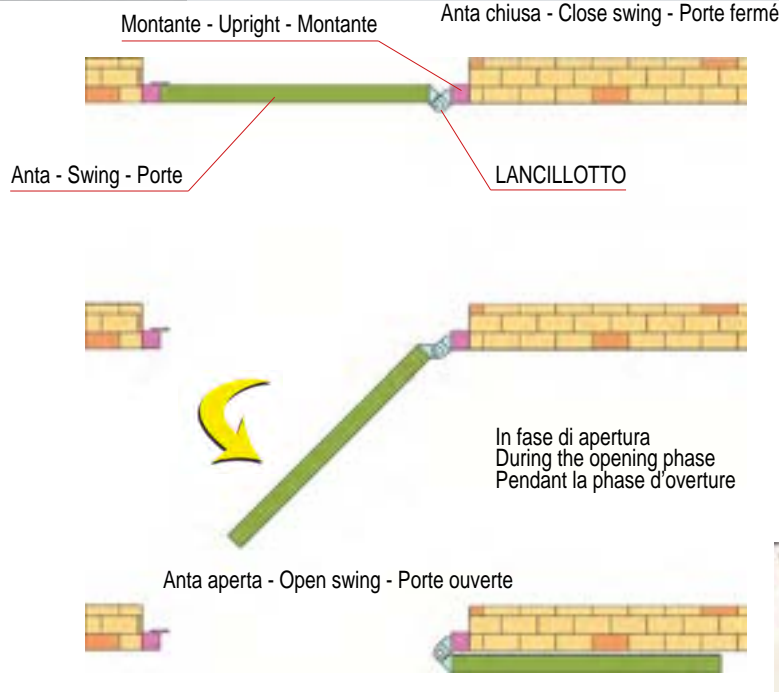
CERNIERA AMBIDESTRA TELAIO-ANTA CON PERNO IN INOX



🇬🇧 Hinge ambidextrous frame-wing with pin in stainless steel

🇫🇷 Charnière ambidestre chassis-battant avec pivot en acier inox

COD.	KG	KG	€/pz
LANCILLOTTO	100	4	0,670



🇫🇷 Cerniera con rotazione a 180° per inferriate completamente ribaltabili. Permette di aprire le ante fino a sovrapporle alla parete ottenendo così una drastica riduzione degli ingombri ed evitando gli impedimenti dovuti alle classiche ante con apertura di soli 90°. Realizzata in materiale saldabile con i più comuni sistemi (filo continuo - elettrodo). Estremità ribassata per agevolare l'alloggiamento all'interno dello scatolato dell'inferriata garantendo un notevole abbattimento dei tempi di lavorazione (disponibile per scatolato di sezione 40x40, spessore 1,5 - 2 mm). Essendo ambidestra si riducono i problemi di montaggio ed immagazzinamento. Perno centrale estraibile per permettere la verniciatura, la saldatura e la manutenzione anche ad inferriata installata.

🇬🇧 Hinge with rotation of 180° for grates completely overturning. You could open the wings until they will overlap to the wall by obtaining in this way a space saving and, avoiding the difficulties due to the classical swings with only 90° opening. Realized in weldable material with the most common systems (continuous wire electrode). Lowered end in order to facilitate the lodging inside of the box-shielded of the rail-guard guaranteeing a remarkable discouragement of the times of working (available for box-shielded of section 40x40, 1,5 - 2 thickness mm). Being ambidextrous, problem of assembly and storing is reduced. Central pin extractable in order to allow the painting, the welding and the maintenance also when the fence is installed.

🇫🇷 Charnière avec rotation à 180° pour grilles complètement escamotables. On peut ouvrir les portes jusqu'à qu'elles chevauchent le mur, pouvant obtenir une réduction des encombrements et évitant les empêchements dus aux portes avec ouverture 90°. Réalisé en matériel soudable avec les systèmes les plus communs (électrode continue de fil). Extrémité abaissées afin de faciliter le logement à l'intérieur du boîte-protégé du rail en garantissant un remarquable abattage des temps de travail (disponible pour boîte protégé de section 40x40, d'épaisseur de 1,5 - 2 mms). Les problèmes de l'assemblage et de stockage sont réduits étant charnières ambidextres. Goupille au centre amovible afin de permettre le travail de peinture, la soudure et l'entretien également à grille installée.

🇫🇷 Non verniciare e/o zincare le cerniere con perno montato
 Non lubrificare le cerniere con grassi e/o olii che rilascino residuo di silicone
 Una volta smontata la cerniera ARTU non far prendere polvere di ferro al perno
 Si ricorda che tutti gli accessori, anche se trattati appositamente, non sono stati progettati e prodotti per il costante contatto con agenti atmosferici ossidanti come pioggia, neve, grandine ecc.
 🇬🇧 Do not paint and / or galvanize hinges with mounted pin
 Do not lubricate the hinges with greases and / or oils that release silicone residue
 Once disassembled the ARTU hinge not far from getting iron dust in the hinge
 Remember that all accessories, even if specially treated, have been fixed and produced for constant contact with oxidizing atmospheric agents such as rain, snow, hail, etc.
 🇫🇷 Ne pas peindre et / ou galvaniser les charnières avec la goupille montée
 Ne lubrifiez pas les charnières avec des graisses et / ou des huiles qui libèrent des résidus de silicone
 Une fois démontée, la charnière ARTU n'est pas loin d'avoir de la poussière de fer dans la charnière
 N'oubliez pas que tous les accessoires, même spécialement traités, ont été fixés et fabriqués pour un contact constant avec des agents atmosphériques oxydants tels que la pluie, la neige, la grêle, etc.



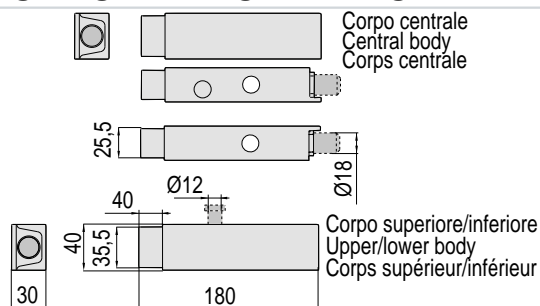
SERRATURE

PER INFERRIATE DI SICUREZZA A BATTENTE

FOR SWING SECURITY GRILLES

POUR GRILLES DE SÉCURITÉ À BATTANT

SET SERRATURA INVISIBILE PER INFERRIATE CON ANTA DOPPIA

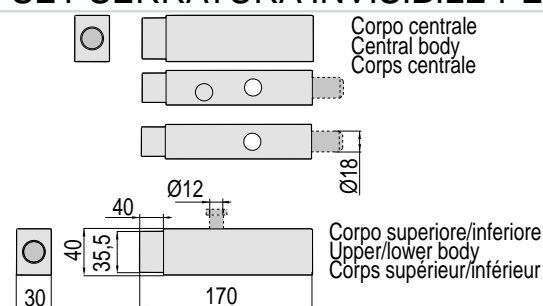


Set invisible lock for grates with double wings

Set serrure invisible pour grilles à double battants

COD.			€/pz
SET MORGANA	1	4,600	
SET MORGANA/2	1	3,070	
SET MORGANA/4	1	6,140	

SET SERRATURA INVISIBILE PER INFERRIATE CON ANTA SINGOLA



Set invisible lock for grates with single wing

Set serrure invisible pour grilles à simple battant

COD.			€/pz
SET MORGANA/S	1	4,600	
SET MORGANA/S2	1	3,070	
SET MORGANA/S4	1	6,140	

COMPOSIZIONE DEI SET:

- *SETMORGANA-SETMORGANA/S: 1 corpo centrale con chiusura a pistone ed alloggiamento cilindro, 2 corpi superiore/inferiore con chiusura a pistone e rostro retrattile antistrappo, riscontri sagomati per anta doppia o singola.
- *SETMORGANA/2-SETMORGANA/S2: 1 corpo centrale con chiusura a pistone ed alloggiamento cilindro, 1 corpo superiore/inferiore con chiusura a pistone e rostro retrattile antistrappo, riscontri sagomati per anta doppia o singola.
- *SETMORGANA4-SETMORGANA/S4: 2 corpi centrali con chiusura a pistone ed alloggiamento cilindro, 2 corpi superiore/inferiore con chiusura a pistone e rostro retrattile antistrappo, riscontri sagomati per anta doppia o singola.

COMPOSITION OF THE SETS:

- * SETMORGANA-SETMORGANA / S: 1 central body with piston closure and cylinder housing, 2 upper / lower bodies with piston closure and tear-proof retractable rostrum, shaped strikers for double or single door.
- * SETMORGANA / 2-SETMORGANA / S2: 1 central body with piston and cylinder housing, 1 upper / lower body with piston closure and tear-proof retractable rostrum, shaped strikers for double or single door.
- * SETMORGANA4-SETMORGANA / S4: 2 central body with piston and cylinder housing, 2 upper / lower body with piston closure and tear-proof retractable rostrum, shaped strikers for double or single door.

COMPOSITION DES ENSEMBLES:

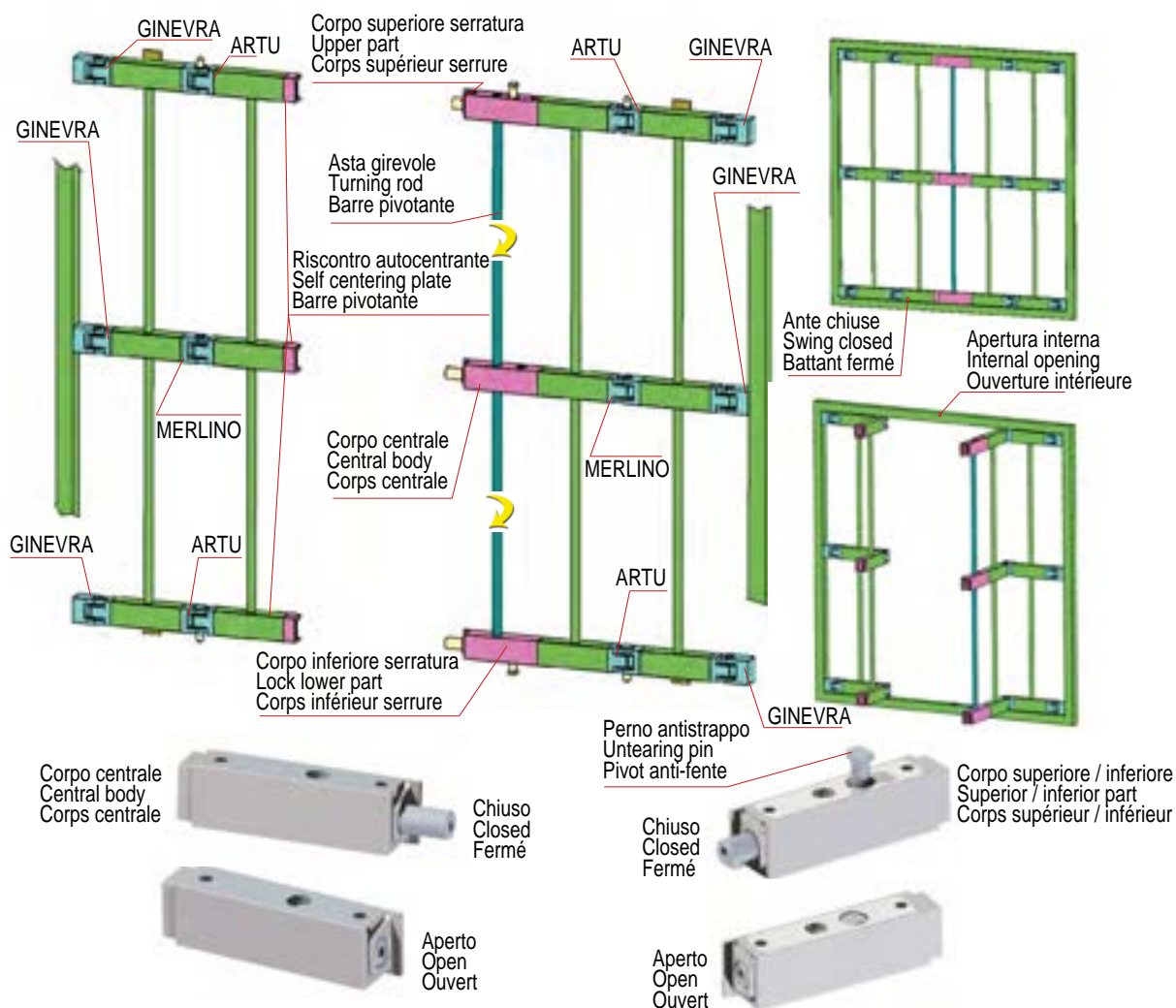
- * SETMORGANA-SETMORGANA / S: 1 corps central avec fermeture de piston et carter de cylindre, 2 corps supérieur / inférieur avec fermeture à piston et estrade rétractable indéchirable, gâches profilées pour porte double ou simple.
- * SETMORGANA / 2-SETMORGANA / S2: 1 corps central avec corps de piston et cylindre, 1 corps supérieur / inférieur avec fermeture à piston et estrade rétractable indéchirable, gâches profilées pour porte double ou simple.
- * SETMORGANA4-SETMORGANA / S4: 2 corps central avec piston et corps de cylindre, 2 corps supérieur / inférieur avec fermeture à piston et estrade rétractable indéchirable, gâches profilées pour porte double ou simple.



- Serratura di sicurezza a scomparsa per inferriate formata da corpi con pistoni e relativi riscontri.**
- *Permette di eliminare il montante centrale alleggerendo l'impatto visivo dell'inferriata; ad ante chiuse la resa estetica è quella di un'anta fissa.
- *La serratura MORGANA offre cinque punti di chiusura, tre centrali, uno superiore ed uno inferiore antistrappo.
- *Il cilindro è protetto da un defender naturale in acciaio spesso 5 mm.
- *Non necessita di catenacci sull'anta di riscontro. Non necessita di aste e puntali.
- *Ridotti i tempi di realizzazione dell'inferriata ed eliminate le lavorazioni per l'inserimento della serratura.
- *L'apertura della serratura avviene semplicemente ruotando l'asta passante (tondo commerciale di diametro 10 mm).
- *Compatibile con tutti i mezzi cilindri di sicurezza 25/10 (cilindro non incluso).

- Retractable safety lock for railings formed by bodies with pistons and relative strikers.**
- * Allows you to eliminate the central upright, lightening the visual impact of the railing; with closed doors the aesthetic result is same as a fixed door.
- * The MORGANA lock offers five locking points, three central, one upper and one lower tearproof.
- * The cylinder is protected by a natural defender 5 mm thickness in steel.
- * It does not require bolts on the matching door. It does not require rods and tips.
- * Reduces time for making the railing and eliminates the work required to insert the lock.
- * The lock is opened simply by rotating the through rod (commercial rod with a diameter of 10 mm).
- * Compatible with all 25/10 safety half cylinders (cylinder not included).

- Serrure de sécurité rétractable pour garde-corps formés par des corps à pistons et gâches relatives.**
- * Vous permet d'éliminer le montant central, allégeant l'impact visuel de la balustrade; avec des portes fermées, le résultat esthétique est celui d'une porte fixe.
- * La serrure MORGANA offre cinq points de verrouillage, trois centraux, un supérieur et un inférieur anti-déchirure.
- * Le cylindre est protégé par un défenseur en acier naturel de 5 mm d'épaisseur.
- * Il ne nécessite pas de boulons sur la porte correspondante. Il n'a pas besoin ni de tiges ni de pointes.
- * Réduction du temps de fabrication de la balustrade et élimination du travail requis pour insérer la serrure.
- * La serrure s'ouvre simplement en tournant la tige traversante (ronde commerciale d'un diamètre de 10 mm).
- * Compatible avec tous les demi-cylindres de sécurité 25/10 (cylindre non inclus).

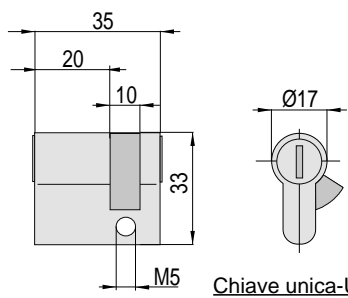


- Realizzata in zama con inserti saldabili con i più comuni sistemi (filo continuo - elettrodo). Estremità ribassate per agevolare l'alloggiamento all'interno dello scatolato dell'inferriata garantendo un notevole abbattimento dei tempi di lavorazione (disponibile per scatolato di sezione 40x30 spessore 1,5 - 2 mm, innesto 40 mm). Dotata di tappi per la verniciatura.**

- Made by zama with inserts weldable with the most popular systems (continuous wire electrode). Lowered end to facilitate the housing inside the boxtype of the grate ensuring a significant reduction in processing times (available for 40x30 box-section thickness 1,5 mms., graft 40mms.). Equipped with caps for painting.**

- Réalisée en zama avec plaques soudable par les systèmes les plus connus (fil continu - électrode). Extrémitées abaissées pour faciliter le logement à l'intérieur du coffre de la grille assurant une réduction significative des temps de travail (dispo pour 40x30 coffre-ép., greffe 40mms.). Equipé avec des bouchons pour la peinture.**

CILINDRO IN OTTONE NON PASSANTE



Chiave unica-Unique key-Clé unique

🇮🇹 Mezzo cilindro di sicurezza 25/10 SECUREMME in ottone cromo satinato. 3 chiavi +1 chiave cantiere, vite di fissaggio
🇬🇧 Half safety cylinder SECUREMME 25/10 in satin chrome brass, 3 keys + 1 key yard, set screw.
🇫🇷 Demi-cylindre de sûreté 25/10 SECUREMME en laiton chrome satiné. 3 clés + 1 clé du site, vis de fixation.

COD.			€/pz
C25/10	1	0,206	
C25/10U	1	0,206	

ORNAMENTO CON GRANO



COD.	H	L	Ø			€/pz
O/P14G	40	Ø40	14,5	50	0,176	

ORNAMENTO DOPPIO CON GRANO

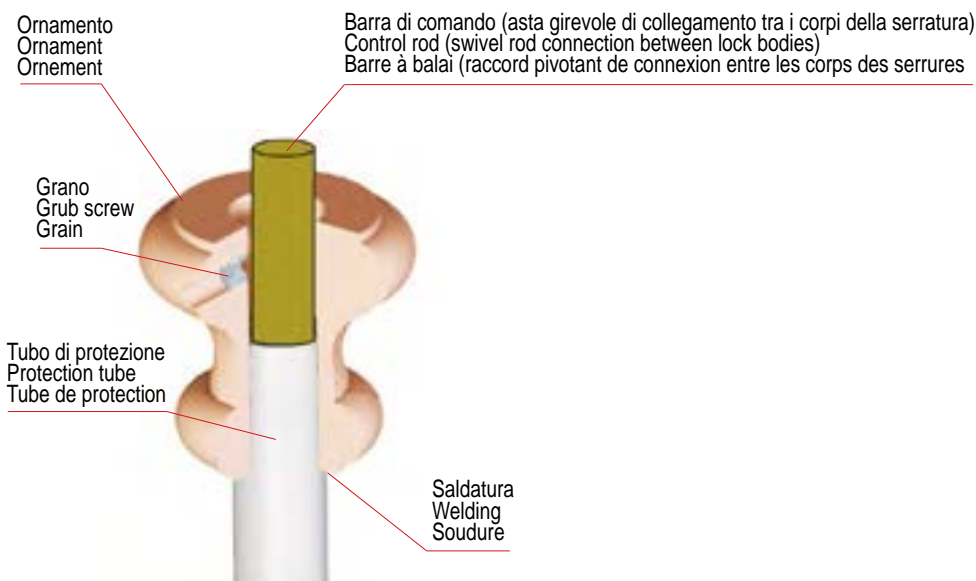


COD.	H	L	Ø			€/pz
OD/P14G	66	Ø40	14,5	50	0,246	

🇮🇹 Per l'asta di comando che collega tutti i corpi serratura è obbligatorio utilizzare una barra tonda di diametro 10mm. Tale barra deve essere rivestita con un tubo di diametro interno 10 ed esterno uguale a quello di tutte le altre aste. Su questa asta si consiglia di utilizzare ornamenti con grano come quelli riportati sopra.

🇬🇧 For the control rod that connects all the lock bodies is required to use a 10 mm round bar. This bar has to be insert in a tube of inner diameter 10 and outer diameter same as all other rods. On this rod we recommend using ornaments with grub screw those showed above.

🇫🇷 Cette barre devrait être couverte d'un tube de diamètre intérieur 10 et extérieur identique à celui de toutes les autres enchères. Sur cette enchère nous vous recommandons d'utiliser le grain comme ornements selon ce rapporté au-dessous.





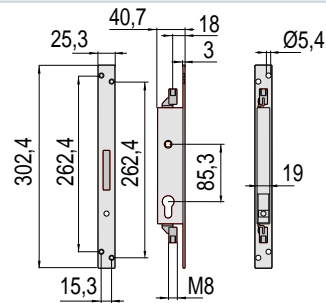
ACCESSORI

PER INFERRIATE DI SICUREZZA A BATTENTE

FOR SWING SECURITY GRILLES

POUR GRILLES DE SÉCURITÉ À BATTANT

SERRATURA PER INFERRIATE A BATTENTE IN ACCIAIO ZINCATO



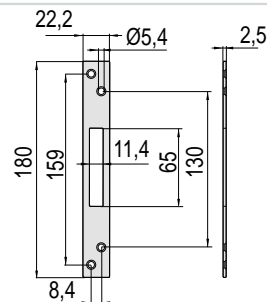
Serratura in acciaio zincato, 3 punti di chiusura, per scatolato 40 mm, corsa 25 mm

Lock in zinked steel, 3 locking points, suitable for box-type 40 mm, stroke 25 mm

Serrure en acier zingué, 3 points de fermeture, pour boîte 40 mm, course 25 mm

NOTE	COD.			€/pz
Comando scrocco con maniglia Spring latch with handle Commande du dé clic avec poignée	S174/40I	4	0,646	
Serratura senza maniglia. Comando scrocco con cilindro Lock without handle. Spring latch by cylinder Serrure sans poignée. Commande du dé clic avec cylindre	S174/40I/SM	4	0,646	

CONTROPIASTRA PER SERRATURA IN ACCIAIO ZINCATO



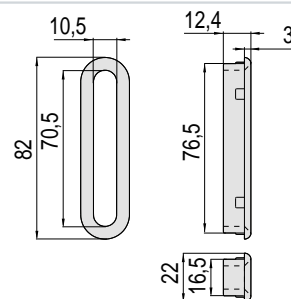
Contropiastrea in acciaio zincato per serratura S174/40I, S174/40I/SM

Striker plate in zinked steel for lock S174/40I, S174/40I/SM

Contre-platine en acier zingué, pour serrure S174/40I, S174/40I/SM

COD.			€/pz
CS174/40I	12	0,059	

RISCONTRO IN PLASTICA AD INCASSO PER SERRATURA



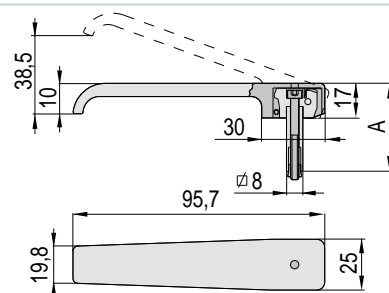
Riscontro in plastica, ad incasso, per serratura S174/40I, S174/40I/SM

Plastic striker plate, built-in, for lock S174/40I, S174/40I/SM

Douille, en plastique, pour serrure S174/40I, S174/40I/SM

COD.			€/pz
BOC10N	20	0,007	

MEZZA MANIGLIA IN ALLUMINIO, A MOLLA, PER PERSIANE BLINDATE



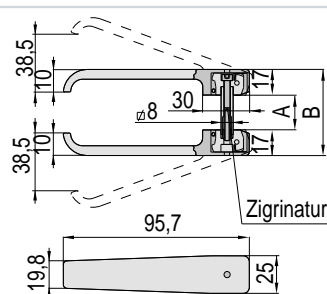
Mezza maniglia a molla, in alluminio, per persiane blindate. Altezza minimizzata per spazi ridotti.

Half-handle with spring for armoured shutters, in aluminium. Minimized height for small spaces.

Demi-poignée en aluminium pour les volets blindés. Hauteur minimale pour les petits espaces

COD.	A	Scatolato Box Boîte			€/pz
M102BN30/R	38,5	30	10	0,080	
M102BN45/R	43,5	>30	10	0,080	

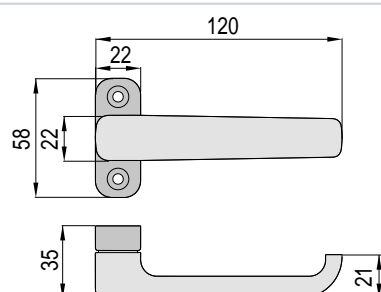
MANIGLIA DOPPIA IN ALLUMINIO, A MOLLA, PER PERSIANE BLINDATE



Mezza maniglia a molla, in alluminio, per persiane blindate. Altezza minimizzata per spazi ridotti.
 Half-handle for armoured shutters, in aluminium. Minimized height for small spaces.
 Demi-poignée en aluminium pour les volets blindés. Hauteur minimale pour les petits espaces

COD.	A	B			€/pz
M102BN/2R/30	30,5	66,5	10	0,142	
M102BN/2R/40	40,5	76,5	10	0,146	
M102BN/2R/50	50,5	86,5	10	0,150	

MEZZA MANIGLIA IN ALLUMINIO PER PERSIANE BLINDATE E INFERRIATE

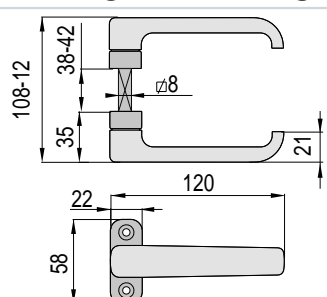


Half-handle in aluminium for armoured blinds and grilles

Demie poignée en aluminium pour persiennes blindées

COD.	Colore Color Couleur			€/pz
M102BN70	Nero RAL8005 Black RAL8005 Noir RAL8005	10	0,104	
M102B70/B	Bianco RAL9010 White RAL9010 Blanc RAL9010	10	0,104	
M102B70/M	Marrone RAL8017 Brown RAL8017 Marron RAL8017	10	0,104	
M102B70/V	Verde RAL6005 Green RAL6005 Vert RAL6005	10	0,104	
M102B70/A	Argento Silver Argent	10	0,104	

MANIGLIA IN ALLUMINIO PER PERSIANE BLINDATE E INFERRIATE

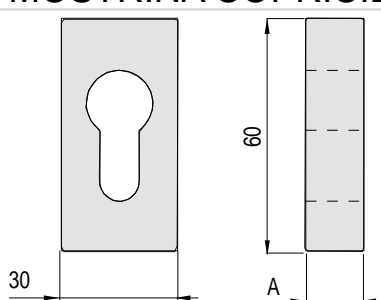


Handle in aluminium for armoured blinds and grilles

Poignée en aluminium pour persiennes blindées

COD.	Colore Color Couleur			€/pz
M102BN/2	Nero RAL8005 Black RAL8005 Noir RAL8005	10	0,212	
M102B/2/B	Bianco RAL9010 White RAL9010 Blanc RAL9010	10	0,212	
M102B/2/M	Marrone RAL8017 Brown RAL8017 Marron RAL8017	10	0,212	
M102B/2/V	Verde RAL6005 Green RAL6005 Vert RAL6005	10	0,212	
M102B/2/A	Argento Silver Argent	10	0,212	

MOSTRINA COPRICILINDRO A SALDARE IN ACCIAIO GREZZO



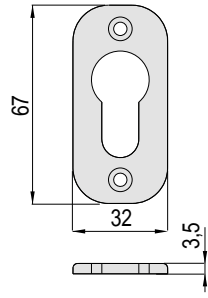
Cylinder cover to weld in raw steel

Couvre-cylindre à souder en acier brut

COD.	A			€/pz
MCC60/5	5	24	0,054	
MCC60/10	10	24	0,107	
MCC60/15	15	24	0,161	

MOSTRINA COPRICILINDRO IN PLASTICA

art. MCC67/B NUOVO PRODOTTO
art. MCC67/B NOUVEAU PRODUIT



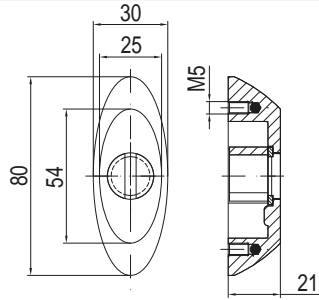
🇬🇧 Cylinder cover in plastic

🇫🇷 Couvre-cylindre en plastique

COD.	Colore Color Couleur			€/pz
MCC67	Nero Black Noir	24	0,005	
MCC67/B	Bianco White Blanc	24	0,005	

DEFENDER IN ZAMA PER INFERRIATE

NUOVO PRODOTTO
NOUVEAU PRODUIT



🇬🇧 Zama defender for railings

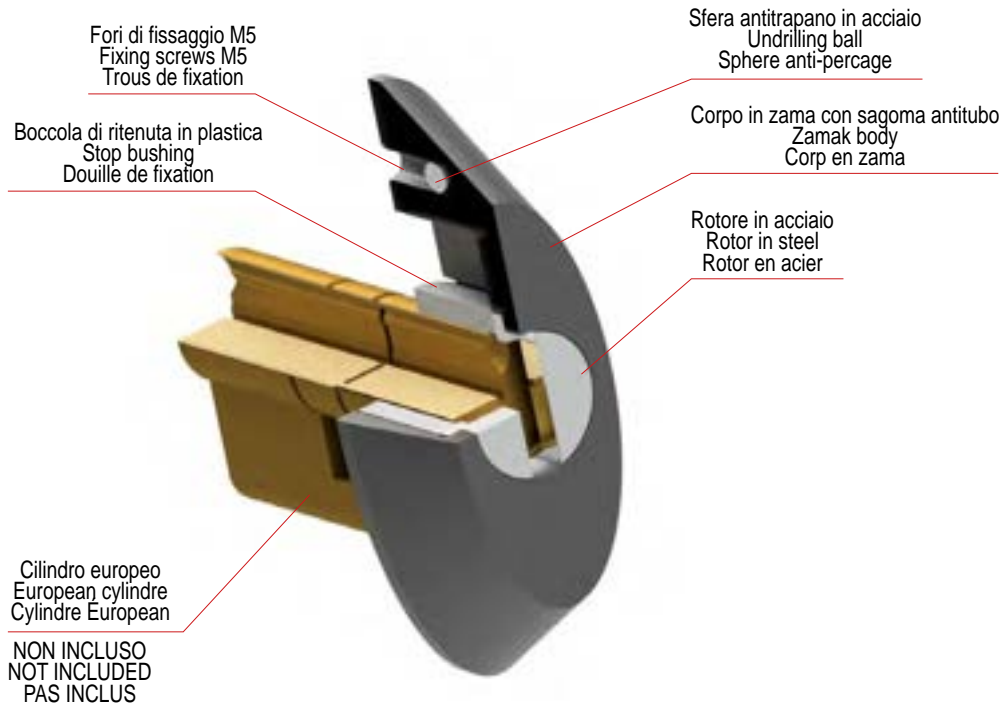
🇫🇷 Zamak defender pour les rails

COD.	Colore Color Couleur			€/pz
DEF30N	Nero Black Noir	10	0,135	
DEF30	Grezzo Raw Brut	10	0,135	

🇫🇷 Esploso componenti

🇬🇧 Components view

🇫🇷 Afficher les composants



🇫🇷 Vantaggi del prodotto

🇬🇧 Product benefits

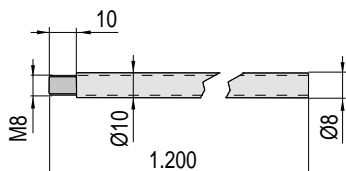
🇫🇷 Avantages du produit

🇫🇷 -Design moderno
-Con sfere antitrapano
-Evadibile grezzo per eventuali personalizzazioni

🇬🇧 -Modern design
-With anti-drill balls
-Raw version available for customization

🇫🇷 -Style moderne
-Avec billes anti-perçage
-Possibilité d'expédier en version brute pour toutes personnalisations

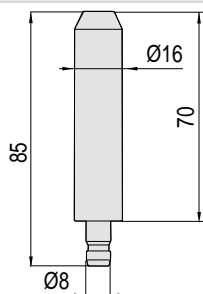
ASTA DI RINVIO IN ACCIAIO ZINCATO CON TERMINALE FILETTATO



I Asta di rinvio per serratura o catenaccio, in acciaio zincato, lunghezza 1.200 mm, con terminale M8 graffato
UK Pushrod for lock or bolt, in zinked steel. Length 1.200 mm, with stapled terminal M8
B Barre de renvoi pour serrure ou verrou, en acier zingué, longueur 1.200 mm, avec terminal M8 agrafé

COD.			€/pz
ASF10/120	24	0,267	

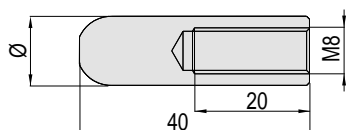
PUNTALE PER ASTA DI RINVIO IN ACCIAIO PER GRAFFATURA



I Puntale terminale per aste di rinvio di serrature e catenacci. In acciaio carbonitrurato, antitaglio, zincato nero. Da graffiare in aste tubolari con fori da 8 mm (cod. ASF10/120)
UK Terminal pillar for lock or bolt pushrods in hardened black zinked steel, to staple on tubular rods, with holes 8 mm (cod. ASF10/120)
B Embout terminal pour barres de renvoi de serrures et verrous. En acier carbonitruré, zingué, noir. À agraffer en barres tubulaires avec trous de 8 mm (cod. ASF10/120)

COD.			€/pz
PU16X85ZN	24	0,116	

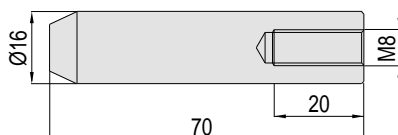
PUNTALE PER ASTA RINVIO IN ACCIAIO AD AVVITARE



I Puntale terminale per aste di rinvio di serrature e catenacci. In acciaio carbonitrurato, antitaglio, e zincato. Ad avvitare su aste tubolari con filetto da 8 mm
UK Terminal pillar for lock or bolt pushrods in zinked steel, to screw on tubular rods, thread 8 mm
B Embout terminal pour barres de renvoi de serrures et verrous. En acier zingué. À visser sur barres tubulaires avec filet de 8 mm.

COD.	Ø			€/pz
PU12X40	12	100	0,027	
PU14X40	14	100	0,043	

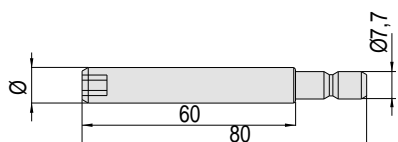
PUNTALE PER ASTA DI RINVIO IN ACCIAIO AD AVVITARE



I Puntale terminale per aste di rinvio di serrature e catenacci. In acciaio carbonitrurato, antitaglio, e zincato. Ad avvitare su aste tubolari con filetto da 8 mm
UK Terminal pillar for lock or bolt pushrods in zinked steel, to screw on tubular rods, thread 8 mm
B Embout terminal pour barres de renvoi de serrures et verrous. En acier zingué. À visser sur barres tubulaires avec filet de 8 mm.

COD.			€/pz
PU16X70	24	0,105	

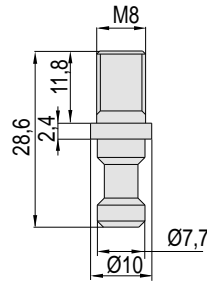
PUNTALE PER ASTA DI RINVIO IN ACCIAIO PER GRAFFATURA



I Puntale terminale per aste di rinvio di serrature e catenacci. In acciaio carbonitrurato, antitaglio, zincato. Da graffiare in aste tubolari con fori da 8 mm (cod. ASF10/120)
UK Terminal pillar for lock or bolt pushrods in hardened zinked steel, to staple on tubular rods, with holes 8 mm (cod. ASF10/120)
B Embout terminal pour barres de renvoi de serrures et verrous. En acier carbonitruré, zingué. À agraffer en barres tubulaires avec trous de 8 mm (cod. ASF10/120)

COD.	Ø			€/pz
PU10/10	10	100	0,046	
PU12/10	12	100	0,062	
PU14/10	14	100	0,081	
PU16/10	16	100	0,103	

PERNO FILETTATO A GRAFFARE PER ASTA DI RINVIO IN ACCIAIO



■ **Perno filettato per aste di rinvio di serrature e catenacci.**
In acciaio zincato. A graffiare su aste tubolari con foro da 8 mm
■ **Threaded pin for lock or bolt pushrods, in zinked steel.**
To staple on tubular rods, with hole 8 mm
■ **Pivot fileté pour barres de renvoi de serrures et verrous.**
En acier zingué. À agraffer sur barres tubulaires avec trou de 8 mm

COD.			€/pz
PER8/ASF	500	0,009	

■ **Applicazione puntale per aste**
■ **Application push rod for rods**
■ **Application embout pour barres**

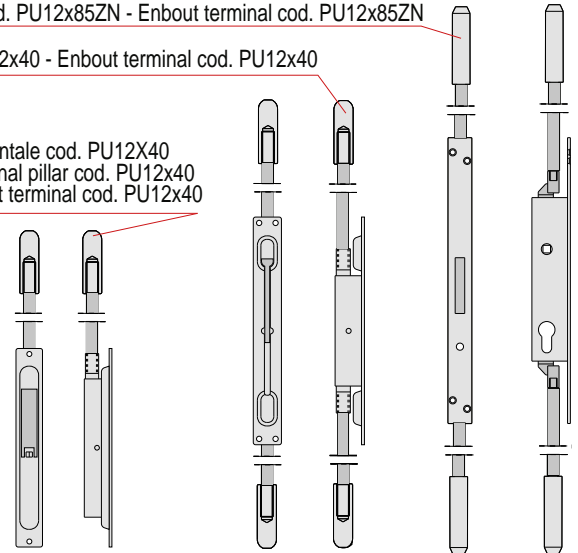

Puntale cod. PU12X85ZN - Terminal pillar cod. PU12x85ZN - Embout terminal cod. PU12x85ZN

Puntale cod. PU12X40 - Terminal pillar cod. PU12x40 - Embout terminal cod. PU12x40

Puntale cod. PU16X85ZN
Terminal pillar cod. PU16x85ZN
Embout terminal cod. PU16x85ZN

Puntale cod. PU12X40
Terminal pillar cod. PU12x40
Embout terminal cod. PU12x40

Riscontro guida cod. TAP16/PU
Guide tin cap cod. TAP16/PU
Bouchon guide cod. TAP16/PU



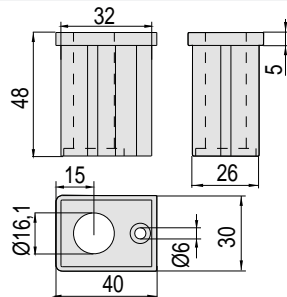
Asta filettata cod. ASF10/120
Pushrod cod. ASF10/120
Bar de renvoi cod. ASF10/120

Catenaccio a leva a semplice azione
Lever bolt simple action
Verrou à levier à action simple

Catenaccio a leva a doppia azione
Lever bolt double action
Verrou à levier à double action

Serratura a doppio rinvio
Lock, double action
Serrure, double action

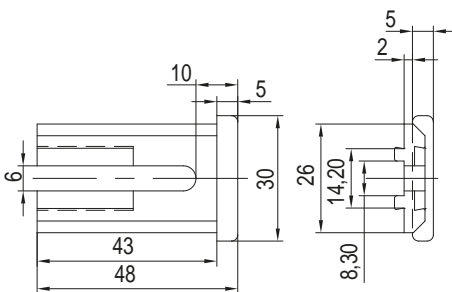
TAPPO GUIDA PER PUNTALE AD INCASSO IN ZAMA



■ **Tappo guida puntale, in zama, ad incasso, per scatolato 40x30. Permette di guidare il puntale dell'asta di rinvio, senza ricorrere alla saldatura sullo scatolato di una piastrina forata**
■ **Guide tin cap in zama, to embed, suitable for box-type 40x30. It let to ride terminal pillar for pushrods, without welding on box-type of a perforated plate**
■ **Bouchon guide embout, en zamak, à encaissement, pour boîte 40x30.**
Cela permet de guider l'embout de la barre de renvoi, sans recourir à la soudure sur la boîte d'une plaquette percée

COD.			€/pz
TAP16/PU	24	0,134	

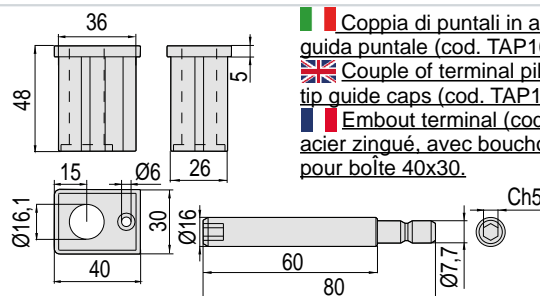
DISTANZIALE PER TAP16/PU IN ZAMA



■ **Distanziale che permette di utilizzare il TAP16/PU su scatolati con larghezza maggiore di 40mm. Ogni distanziale ha uno spessore di 5mm**
■ **Spacer that allows to use the TAP16 / PU on boxes with width greater than 40mm. Each spacer has a thickness of 5mm**
■ **Entretoise qui permet d'utiliser le TAP16 / PU sur des boîtes de largeur supérieur à 40 mm. Chaque entretoise a une épaisseur de 5 mm**

COD.			€/pz
DS/GP16	24	0,010	

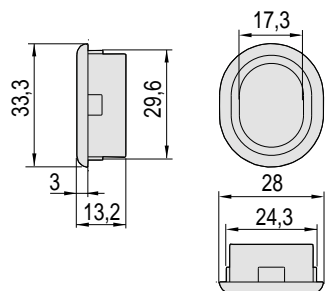
COPPIA DI PUNTALI CON TAPPI GUIDA AD INCASSO



■ **Coppia di puntali in acciaio carbonitrurato (cod. PU16/10) per asta di rinvio, con tappi guida puntale (cod. TAP16/PU), in zama, ad incasso, per scatolato 40x30.**
■ **Couple of terminal pillar in zinked steel (cod. PU16/10) for lock or bolt pushrods, with tip guide caps (cod. TAP16/PU) in zama, suitable for box-type 40x30.**
■ **Embout terminal (cod. PU16/10) pour barres de renvoi de serrures et verrous, en acier zingué, avec bouchon guide embout (cod. TAP16/PU), en zamak, à encaissement, pour boîte 40x30.**

COD.			€/pz
SET/PU16/10	12	0,474	

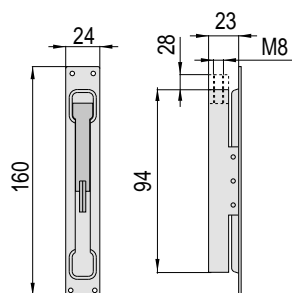
RISCONTRO IN PLASTICA AD INCASSO PER PUNTALE



■ ■ Riscontro in plastica per puntale diametro 16 mm, ad incasso
■ Plastic striker built-in for terminal pillar diameter 16 mm
■ Douille en plastique pour embout diamètre 16 mm, à encaissement.

COD.			€/pz
BOC/16/N	100	0,003	

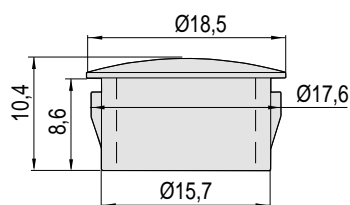
CATENACCIO DA INCASSO A SEMPLICE AZIONE ZINCATO



■ ■ Corsa: 28mm
■ Built-in lever bolt simple action, in zinked steel. Stroke: 28mm
■ Verrou pour encaissement à action simple, zingué. Course: 28mm

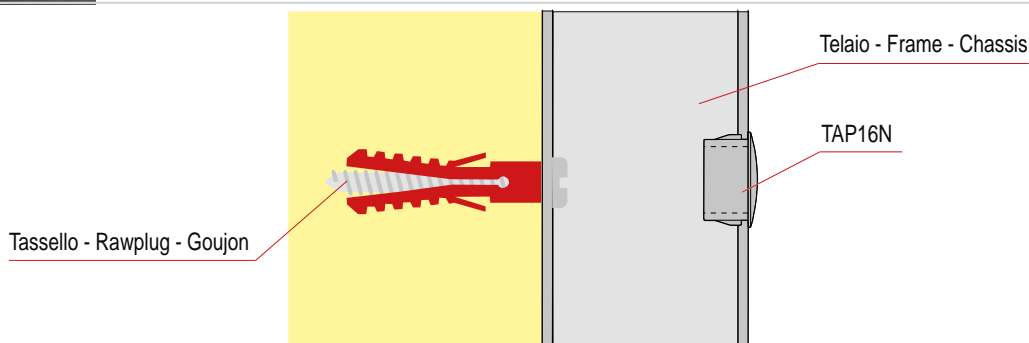
COD.			€/pz
CL24ZL	10	0,130	

TAPPO COPRIFORO A SCATTO IN PLASTICA

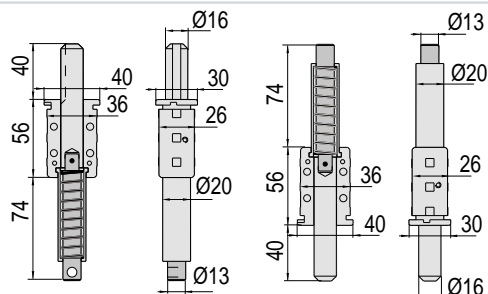


■ ■ Tappo copriforo, in plastica nera, con inserimento a scatto. Adatto per mascherare i fori per il fissaggio del telaio dell'inferriata
■ Black plastic cover plug with click insertion. It need to cover the holes for fixing of the frame of the grille
■ Bouchon couvre-trou, en plastique noir, avec insertion à pression. Indiqué pour couvrir les trous de fixation du châssis de la grille

COD.			€/pz
TAP16N	96	0,001	



COPPIA DI CARDINI SUPERIORE ED INFERIORE SGANCIO RAPIDO



■ ■ Coppia di cardini, superiore ed inferiore, ad incasso, per scatolato 40x30. Corpo in zama, perni in acciaio zincato Meccanismo a molla per lo sgancio rapido dell'anta, per rendere semplice il montaggio e la manutenzione. Lo sgancio è possibile solamente ad anta aperta
■ Pair of upper and lower built-in pintles, suitable for box-type 40x30. Zama body, zinked steel pins. Spring mechanism for quick release of the wing. It simplify assembly and maintenance. The release is possible only with open door
■ Couple de gonds supérieure et inférieure, à encaissement, pour boîte 40x30. Corps en zamak, pivots en acier zingué. Mécanisme à ressort pour le décrochage rapide du battant, afin de simplifier le montage et l'entretien. Le décrochage è possible seulement avec le battant ouvert

COD.				€/pz
TAP16	100	1	1,010	

■ ■ TAP16 - Smontaggio rapido dell'anta

■ ■ TAP16 - Wing quick removal

■ ■ TAP16 - Démontage rapide du battant



■ ■ Ad anta chiusa, il meccanismo risulta essere inaccessibile, e protetto dal telaio
■ ■ When wing is closed, mechanism is inaccessible and protected by frame
■ ■ Quand le battant est fermé, le mécanisme est inaccessible et protégé par le châssis



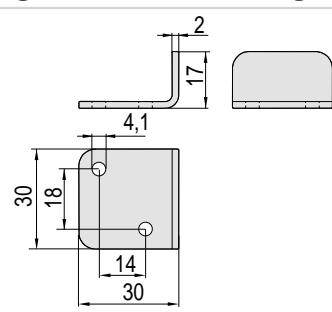
■ ■ Infilando un cacciavite nel foro presente sull'asta con molla, il perno di fissaggio si abbassa
■ ■ By inserting a screwdriver in the rod spring hole, the fixing pin is lowered
■ ■ Abouchant un tournevis dans le trou, présent sur la barre avec ressort, le pivot de fixation se baisse.

■ ■ Ad anta aperta, il meccanismo diventa accessibile.
■ ■ When wing is open, mechanism is accessible
■ ■ Quand le battant est ouvert, le mécanisme est accessible



■ ■ Abbassando il perno, si può procedere a sfilare l'anta dal telaio.
■ ■ Lowering the pin, we can extract the wing from the frame
■ ■ En baissant le pivot on peut désenfiler le battant du châssis

STAFFA DI BATTUTA IN ACCIAIO GREZZO PER ANTE CON SNODO



■ ■ Staffa di battuta per ante con snodo, in acciaio grezzo. Facilita la corretta chiusura della semianta più interna, fornendo un riferimento per la fuoriuscita dei puntali di serratura e catenaccio
■ ■ Stop bracket for wings with junction, in raw steel. It facilitates the right closing of inner wing and it gives a datum point for the spillage of terminal pillar of lock and bolt
■ ■ Butée de support pour battants avec joint, en acier brut. Cela facilite la correcte fermeture du demi-battant le plus intérieur, fournissant une référence pour la sortie des embouts de serrure et verrou

COD.			€/pz
STAF30X30G	50	0,019	

■ ■ Vantaggi del prodotto

■ ■ Product benefits

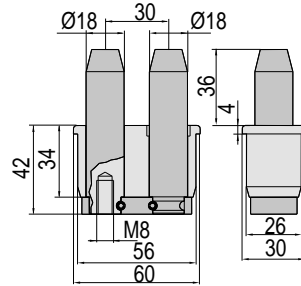
■ ■ Avantages du produit

- ■** -Cardine con sgancio rapido
- Corpo interno progettato per resistere all'antefrazione
- Contropiasta in acciaio regolabile
- Perno da 16mm
- Rondelle in ottone lubrificanti antitaglio

- ■** -Quick release pintle
- Internal body designed against break-in attempts
- Adjustable Counterpart in steel
- Pin 16 mm
- Anti-cut lubricated Brass Washer

- ■** -Pivot à dégagement rapide
- Corps interne résistant et anti-effraction
- Contre-plaque en acier réglable
- Pivot de 16mm
- Rondelles lubrifiantes en laiton anti-coupage

PUNTALE DOPPIO CON TAPPO GUIDA AD INCASSO



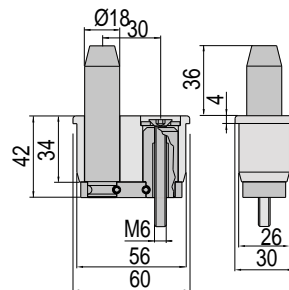
■ ■ Coppia di puntali in acciaio zincato, con tappo in plastica, ad incasso, per scatolato 60x30. Il movimento sincrono dei puntali è comandato da un'unica asta di rinvio della serratura. Diametro puntali maggiorato di 18 mm.

■ ■ Pair of pillars in zinked steel with plastic cap for box 60x30. The synchronous movement of pillars is monitored by a single pushrod of the lock. Pillar diameter increased by 18mm.

■ ■ Paire d'embouts zingués à encaissement et avec bouchon en plastique, pour boîtes 60x30. Le mouvement synchrone des embouts est commandé par une seule barre de renvoi de la serrure. Diamètre embout augmenté de 18mm.

COD.			€/pz
PU18X2	2	0,360	

CARDINE SUPERIORE/INFERIORE CON TAPPO GUIDA AD INCASSO



■ ■ Cardine superiore/inferiore, con perno in acciaio zincato e tappo in plastica, ad incasso, per scatolato 60x30. Il cardine può essere smontato, ad anta aperta, agendo su di una vite di regolazione e facendo rientrare il perno. In questo modo si facilita il montaggio e la rimozione dell'anta per la manutenzione. Diametro puntali maggiorato di 18 mm.

■ ■ Upper and lower pintle with zinked steel pin and plastic cap built-in for box 60x30. The pintle can be disassembled at open wing by working on an adjustment screw and retracting the pin. This makes easier the assembly and the removal of the wing for its maintenance. Pintle, diameter increased by 18mm.

■ ■ Gond supérieur et inférieur avec pivot zingué et bouchon en plastique à encaissement, pour boîtes 60x30. Le gond peut être démonté avec le battent ouvert en agissant sur une vis de réglage et en rétractant le pivot. Cela facilite l'assemblage et le retrait du battent pour la manutention. Diamètre embout augmenté de 18mm.

COD.			€/pz
TAP18	2	0,285	

■ ■ Funzionamento

■ ■ Operation

■ ■ Opération

PU18X2



■ ■ Azionando il catenaccio o la serratura, entrambi i perni traslano in verticale

■ ■ By operating the bolt or the lock both pins move vertically

■ ■ En actionnant le verrou ou la serrure, les pivots se déplacent verticalement

■ ■ Ad anta aperta, avvitando/ svitando la vite, il perno del cardine trasla in verticale

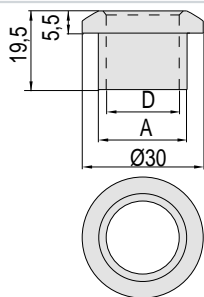
■ ■ With the wing open, sighting/unscrewing the screw, the pin and the hinge move vertically

■ ■ Avec le battent ouvert, en vissant/endévisant la vis, la goupille et la charnière tournent verticalement

TAP18



BOCCOLA DI RISCONTRO PER CARDINE IN OTTONE



■ ■ Boccola di riscontro, in ottone, per cardine.

BOC/16/OT: boccola di riscontro per cardine

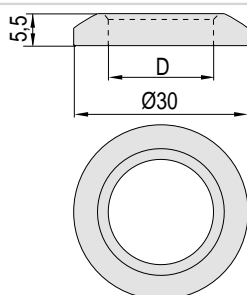
TAP16/3AS. BOC/18/OT: boccola di riscontro per cardine TAP18.

■ ■ Stop bushing for pintle, in brass. BOC/16/OT: stop bushing for pintle TAP16/3AS. BOC18/OT: stop bushing for pintle TAP18.

■ ■ Douille d'arrêt pour pivot, en laiton. BOC/16/OT: douille d'arrêt pour pivot TAP16/3AS. BOC18/OT: douille d'arrêt pour pivot TAP18.

COD.	A	D			€/pz
BOC/16/OT	20	16,1	50	0,035	
BOC/18/OT	22	18,1	50	0,034	

RONDELLA DI RISCONTRO PER CARDINE IN OTTONE



■ ■ Rondella di riscontro, in ottone, per cardine.

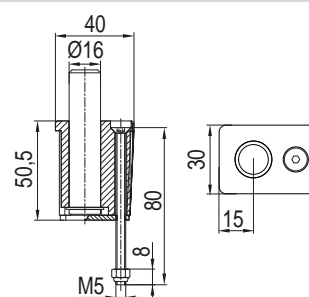
RON16/OT: rondella di riscontro per cardine TAP16/3AS. RON18/OT: rondella di riscontro per cardine TAP18.

■ ■ Brass washer for pintle. RON16/OT: washer for pintle TAP16/3AS. RON18/OT: washer for pintle TAP18

■ ■ Rondelle de contrôle en laiton pour pivot. RON16/OT: rondelle de contrôle pour pivot TAP16/3AS. RON18/OT: rondelle de contrôle pour pivot TAP18.

COD.	D			€/pz
RON16/OT	16,1	100	0,022	
RON18/OT	18,1	100	0,020	

COPPIA DI CARDINI, SUPERIORE ED INFERIORE, SGANCIO RAPIDO



■ ■ Coppia di cardini, superiore ed inferiore, ad incasso, per scatolato 40x30. Corpo in zama, perni in acciaio zincato. Meccanismo registrabile per lo sgancio dell'anta, per rendere semplice il montaggio e la manutenzione. Lo sgancio è possibile solamente ad anta aperta.

■ ■ Upper and lower built-in pintle pair for box 40x30. Body in zamak, zincated steel pins. Adjustable mechanism for the release of the door, in order to make easier assembly and maintenance. Release is possible only if the door is open.

■ ■ Paire de pivots, supérieur et inférieur, à encaissement, pour boîtes 40x30. Corps en zamak, pivots en acier zingué. Mécanisme réglable pour la libération du battant, afin de faciliter l'assemblage et la maintenance. La libération est possible seulement avec le battant ouvert.

COD.				€/pz
TAP16/3AS	100	1	0,654	



Ad anta aperta, avvitando/svitando la vite, il perno del cardine trasla in verticale

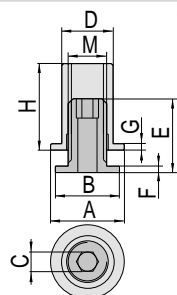
With the wing open, sighting/unscrewing the screw, the pin and the hinge turn vertically

Avec le battent ouvert, en vissant/endévrissant la vis, la goupille et la charnière tournent verticalement

DISTANZIATORE REGOLABILE IN ACCIAIO ZINCATO

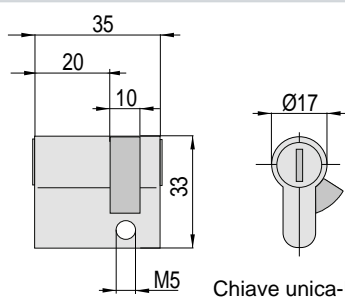
Adjustable spacer in zinked steel

Entretoise en acier zingué



COD.	A	B	C	D	E	F	G	H	M			€/pz
DS20	23	20	6	16	23	2	2	27	M12	100	0,045	
DS30	30	24	10	20	19	2	3,5	19	M16	100	0,038	
DS34	24,5	34	10	20	15	1,5	2	14	M16	100	0,022	

CILINDRO IN OTTONE NON PASSANTE



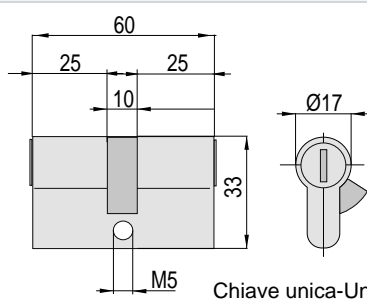
Mezzo cilindro di sicurezza 25/10 SECUREMME in ottone cromo satinato. 3 chiavi + 1 chiave cantiere, vite di fissaggio

Half safety cylinder SECUREMME 25/10 in satin chrome brass. 3 keys + 1 key yard, set screw.

Demi-cylindre de sûreté 25/10 SECUREMME en laiton chromesatiné. 3 clés + 1 clé du site, vis de fixation.

COD.			€/pz
C25/10	1	0,206	
C25/10U	1	0,206	

CILINDRO IN OTTONE PASSANTE



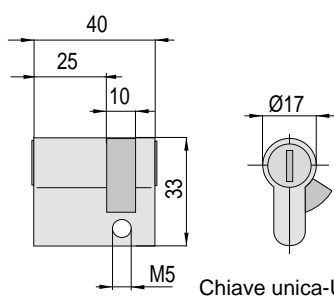
Cilindro di sicurezza 30/30 SECUREMME in ottone cromo satinato. 3 chiavi + 1 chiave cantiere, vite di fissaggio

Safety cylinder SECUREMME 30/30 in satin chrome brass. 3 keys + 1 key yard, set screw.

Cylindre de sûreté 30/30 SECUREMME en laiton chromesatiné. 3 clés + 1 clé du site, vis de fixation.

COD.			€/pz
C30/30	1	0,311	
C30/30U1	1	0,311	

MEZZO CILINDRO IN OTTONE, PROFILO EUROPEO



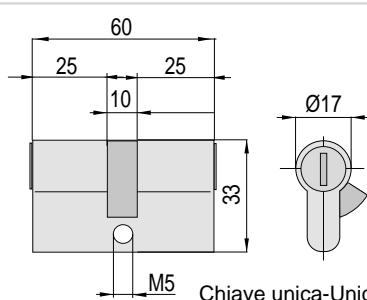
Mezzo cilindro di sicurezza 30/10 in ottone cromo satinato. Con 2 chiavi e vite di fissaggio

Half safety cylinder 30/10 in satin chrome brass, 2 keys and set screw.

Demi-cylindre de sûreté 30/10 en laiton chromesatiné. 2 clés et vis de fixation.

COD.			€/pz
C30/10E	12	0,133	
C30/10U1	12	0,133	

CILINDRO IN OTTONE PASSANTE



Cilindro di sicurezza 30/30 in ottone cromo satinato. 2 chiavi e vite di fissaggio

Safety cylinder 30/30 in satin chrome brass. 2 keys and set screw.


Cylindre de sûreté 30/30 en laiton chromesatiné. 2 clés et vis de fixation.

COD.			€/pz
C30/30E	1	0,182	
C30/30U1	1	0,182	

Accessori per inferriate di sicurezza a battente

Security swing grilles accessories

Accessoires pour grilles de sécurité à battant





ACCESSORI PER CANCELLI SCORREVOLI

🇮🇹 RUOTE, GUIDE, OLIVE E CREMAGLIERE

🇬🇧 WHEEL, TRACKS, ROLLER AND RACKS

🇫🇷 GALETS, RAILS, OLIVE ET CRÉMAILLERES





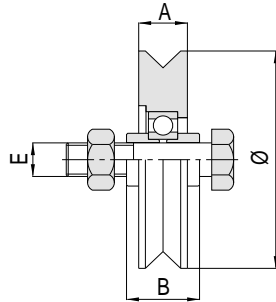
RUOTE IN ACCIAIO

IN ACCIAIO A 1 - 2 CUSCINETTI

IN STEEL WITH 1 - 2 BEARINGS

EN ACIER AVEC 1 - 2 COUSSINETS

RUOTE IN ACCIAIO ZINCATO A 1 CUSCINETTO

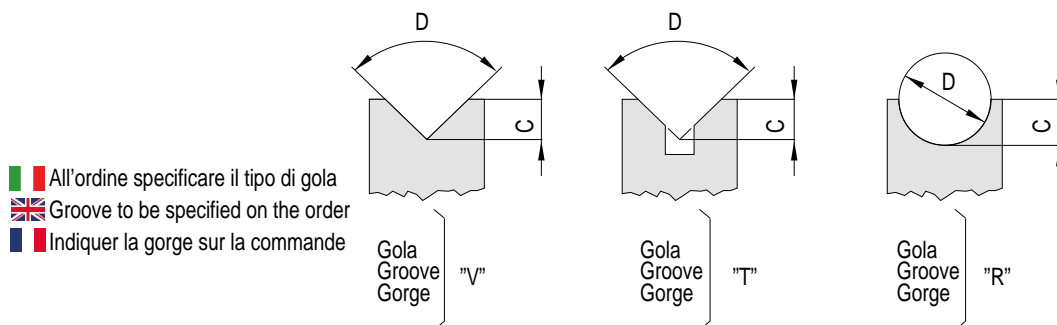


Ruota in acciaio zincato a 1 cuscinetto. Bullone, dado e distanziatori in acciaio zincato

Wheel in zinked steel, with 1 bearing. Bolt, spacers and nut in zinked steel

Galet en acier zingué à 1 coussinet, avec boulon, entretoises et écrou zingué

COD.	A	B	C		D		E	Ø	KG	KG	KG	€/pz	
R2001-40	12	16	4	/	4	92°	/	8	M8	40	150	14	0,100
R2001-50	17	24	5	4	5	92°	92°	10	M10	50	200	12	2,230
R2001-60	17	24	5	5	5	92°	92°	10	M10	60	200	12	0,310
R2001-70	20	33	7	7	8	92°	92°	16	M14	70	300	10	0,515
R2001-80	20	33	7	7	8	92°	92°	16	M14	80	300	10	0,685
R2501-80	25	33	9	9	10	92°	92°	20	M14	80	300	8	0,700
R2001-90	20	33	7	7	8	92°	92°	16	M14	90	300	8	0,885
R2001-100	20	33/43	7	7	8	92°	92°	16	M14	100	300	8	1,100
R2501-100	25	33/43	9	9	10	92°	92°	20	M14	100	300	8	1,150
R2001-120	20	33/43	7	7	8	92°	92°	16	M14	120	300	6	1,580
R2501-120	25	33/43	9	9	10	92°	92°	20	M14	120	300	4	1,650
R2501-140	25	43	9	9	10	92°	92°	20	M14	140	300	2	2,390
R2501-160	25	43	9	9	10	92°	92°	20	M14	160	300	2	3,750
R2501-180	25	43	9	9	10	92°	92°	20	M14	180	300	2	4,750
R2501-200	25	43	9	9	10	92°	92°	20	M14	200	300	2	5,950



All'ordine specificare il tipo di gola
Groove to be specified on the order
Indiquer la gorge sur la commande

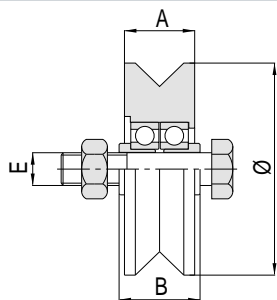
Le ruote di diametro 100 e 120 mm possono essere montate su scatolati di spessore 40 e 50 mm, grazie ad una doppia serie di distanziali.

The 100 and 120 mm diameter wheels can be used on 40 and 50 mm thick boxes, thanks to a double series of spacers.

Les galets de diamètre 100 et 120 mm peuvent être montés sur des boîtes de 40 et 50 mm d'épaisseur, grâce à une double série d'entretoises.

Ø Ruota Ø Wheel Ø Roulement	Spessore scatolato Box thickness Épaisseur de la boîte
40	20
50 - 60	30
70 - 80 - 90	40
100 - 120	40 - 50
140 - 160 180 - 200	50

RUOTE IN ACCIAIO ZINCATO A 2 CUSCINETTI



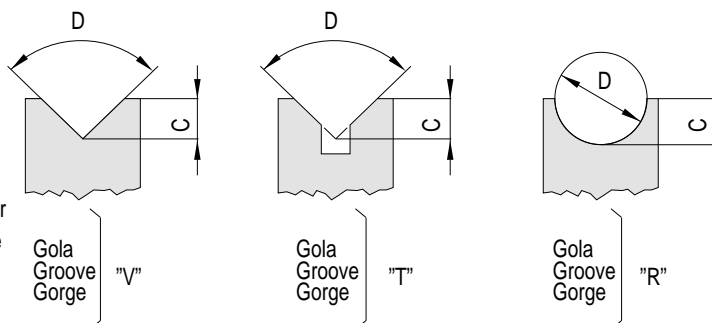
It Ruota in acciaio zincato a 2 cuscinetti. Bullone, dado e distanziatori in acciaio zincato

UK Wheel in zinked steel, with 2 bearings. Bolt, spacers and nut in zinked steel

FR Galet en acier zingué à 2 coussinets, avec boulon, entretoises et écrou zingué

COD.	A	B	C			D		E	Ø	KG	KG	€/pz	
R2002-80	30	33	10	10	10	92°	92°	20	M14	80	600	8	0,900
R2002-90	30	33	10	10	10	92°	92°	20	M14	90	600	8	1,225
R2002-100	30	33/43	10	10	10	92°	92°	20	M14	100	600	8	1,550
R2002-120	30	33/43	10	10	10	92°	92°	20	M14	120	600	4	2,265
R2002-140	30	43	10	10	10	92°	92°	20	M14	140	600	2	3,140
R2002-160	30	43	10	10	10	92°	92°	20	M14	160	600	2	4,200
R2002-180	30	43	10	10	10	92°	92°	20	M14	180	600	2	5,370
R2002-200	30	43	10	10	10	92°	92°	20	M14	200	600	2	6,785

It All'ordine specificare il tipo di gola
UK Groove to be specified on the order
FR Indiquer la gorge sur la commande



It Le ruote di diametro 100 e 120 mm possono essere montate su scatolati di spessore 40 e 50 mm, grazie ad una doppia serie di distanziali.

UK The 100 and 120 mm diameter wheels can be mounted on 40 and 50 mm thick boxes, thanks to a double series of spacers.

FR Les galets de diamètre 100 et 120 mm peuvent être montés sur des boîtes de 40 et 50 mm d'épaisseur, grâce à une double série d'entretoises.

Ø Ruota Ø Wheel Ø Roulement	Spessore scatolato Box thickness Épaisseur de la boîte
80 - 90	40
100 - 120	40 - 50
140 - 160 180 - 200	50



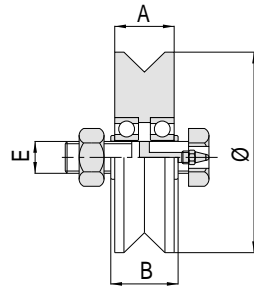
RUOTE CON INGRASSATORE

IN ACCIAIO ZINCATO A 2 CUSCINETTI CON INGRASSATORE

IN ZINKED STEEL WITH 2 BEARINGS AND GREASE NIPPLE

EN ACIER ZINGUÉ AVEC 2 COUSSINETS ET GRAISSEUR

RUOTE IN ACCIAIO ZINCATO A 2 CUSCINETTI



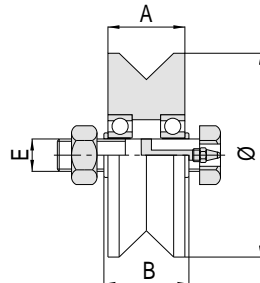
Ruota in acciaio zincato a 2 cuscinetti. Bullone, dado e distanziatori in acciaio zincato

Wheel in zinked steel, with 2 screened bearings bolt, spacers and nut in zinked steel

Galet en acier zingué à 2 coussinets blindés, avec boulon, entretoises et écrou zingué

COD.	A	B	C			D		E	Ø	KG	KG	KG	€/pz
R2008-80	30	34	10	10	10	92°	92°	20	M16	80	600	8	0,890
R2008-90	30	34	10	10	10	92°	92°	20	M16	90	600	8	1,210
R2008-100	30	34	10	10	10	92°	92°	20	M16	100	600	6	1,525
R2008-120	30	34	10	10	10	92°	92°	20	M16	120	600	4	2,250
R2008-140	30	34	10	10	10	92°	92°	20	M16	140	600	2	3,160
R2008-160	30	34	10	10	10	92°	92°	20	M16	160	600	2	4,205

RUOTE MAGGIORATE IN ACCIAIO ZINCATO A 2 CUSCINETTI



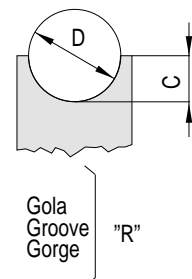
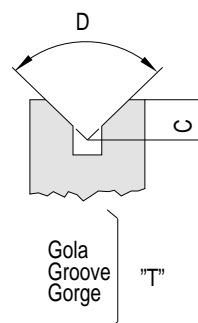
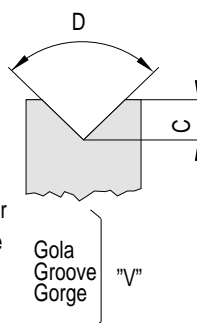
Ruota maggiorata in acciaio zincato a 2 cuscinetti, con ingrassatore

Oversized wheel in zinked steel, with 2 bearings bolt, grease nipple

Galet sur dimensionnée en acier zingué à 2 coussinets, avec graisseur

COD.	A	B	C			D		E	Ø	KG	KG	KG	€/pz
R2009-80	38	42	13	/	13	92°	/	26	M16	80	800	8	1,070
R2009-100	38	42	13	13	13	92°	92°	26	M16	100	800	6	1,830
R2009-120	38	42	13	13	13	92°	92°	26	M16	120	800	4	2,700
R2009-140	38	42	13	13	13	92°	92°	26	M16	140	800	2	3,790
R2009-160	38	42	13	13	13	92°	92°	26	M16	160	800	2	5,275
R2009-180	38	42	13	13	13	92°	92°	26	M16	180	800	2	6,370
R2009-200	38	42	13	13	13	92°	92°	26	M16	200	800	2	8,130
R2009-250	38	44	13	13	13	92°	92°	26	M20	250	800	2	12,95

All'ordine specificare il tipo di gola
Groove to be specified on the order
Indiquer la gorge sur la commande





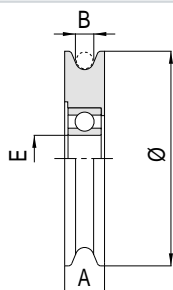
RUOTE PER FUNE (BASCULANTI)

IN ACCIAIO ZINCATO A 1 CUSCINETTO PER FUNE (BASCULANTI)

IN ZINKED STEEL WITH 1 BEARING FOR ROPES

EN ACIER ZINGUÉ AVEC 1 COUSSINET POUR CABLE

RUOTE IN ACCIAIO ZINCATO A 1 CUSCINETTO



Wheel in zinked steel, with 1 bearing for ropes

Galet en acier zingué à 1 coussinets, pour cable

COD.	A	B	C	Ø	KG	KG	KG	€/pz
R2013/R-60	13	6	12	60	100	12	0,170	
R2013/R-80	13	6	12	80	150	12	0,365	

RUOTE CON SUPPORTO ESTERNO

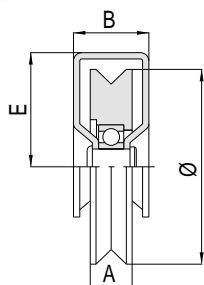
IN ACCIAIO ZINCATO A 1 CUSCINETTO CON SUPPORTO ESTERNO

IN ZINKED STEEL WITH 1 BEARING AND EXTERNAL SUPPORT

EN ACIER ZINGUE AVEC 1 COUSSINET SUPPORT EXTERIEUR



RUOTE IN ACCIAIO ZINCATO A 1 CUSCINETTO CON SUPPORTO

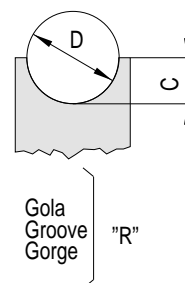
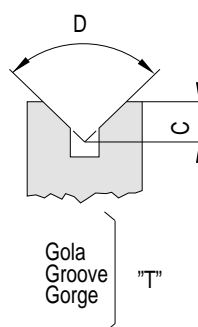
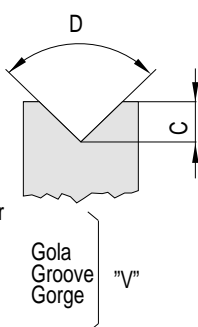


Wheel in zinked steel, with 1 screened bearing, external zinked support

Galet en acier zingué à 1 coussinet blindé, avec support extérieur zingué

COD.	A	B	C			D		E	Ø	KG	KG	KG	€/pz
R2003-50	17	25	5	5	5	92°	92°	10	35,5	50	300	18	0,326
R2003-60	17	25	5	5	5	92°	92°	10	35,5	60	300	18	0,406
R2003-70	20	36	7	7	8	92°	92°	16	57	70	300	8	0,740
R2003-80	20	36	7	7	8	92°	92°	16	57	80	300	8	0,925
R2003-90	20	36	7	7	8	92°	92°	16	57	90	300	8	1,120
R2003-100	20	36	7	7	8	92°	92°	16	57	100	300	6	1,300

All'ordine specificare il tipo di gola
Groove to be specified on the order
Indiquer la gorge sur la commande





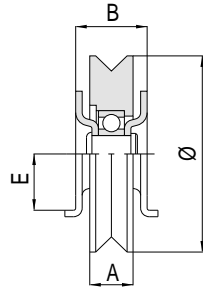
RUOTE CON SUPPORTO A PIASTRA

IN ACCIAIO A 1 - 2 CUSCINETTI CON SUPPORTO A PIASTRA

IN STEEL WITH 1 - 2 BEARINGS WITH PLATE SUPPORT

EN ACIER AVEC 1 - 2 COUSSINETS AVEC SUPPORT A PLAQUE

RUOTE IN ACCIAIO ZINCATO A 1 CUSCINETTO

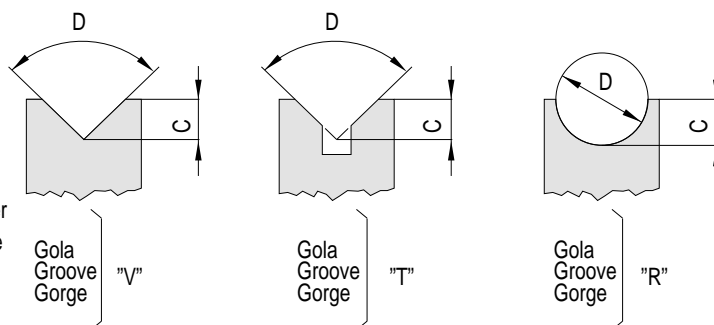


Wheel in zinked steel, with 1 bearing bolt, zinked plate support

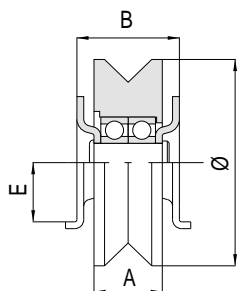

Galet en acier zingué à 1 coussinet, avec support plaque zingué

COD.	A	B	C			D		E	Ø	KG	KG	KG	€/pz		
R2004-50	17	24	3,5	3,5	3,5	92°	92°	10	22,5	50	200	20	0,240		
R2004-60	17	24	5	5	5	92°	92°	10	22,5	60	200	20	0,325		
R2004-70	20	33	7	7	8	92°	92°	16	26	70	300	8	0,635		
R2004-80	20	33	7	7	8	92°	92°	16	26	80	300	8	0,805		
R2504-80	24	34	/	/	9	/	/	20	30	80	300	8	0,810		
R2004-90	20	33	7	7	8	92°	92°	16	26	90	300	8	0,995		
R2004-100	20	33	7	7	8	92°	92°	16	26	100	300	6	1,200		
R2504-100	24	34	/	/	9	/	/	20	30	100	300	6	1,240		
R2004-120	20	33	7	7	8	92°	92°	16	35	120	300	4	1,870		
R2504-120	24	34	/	/	9	/	/	20	38	120	300	4	1,890		
R2004-140	20	33	7	7	8	92°	92°	16	35	140	300	4	2,485		
R2504-140	24	34	/	/	9	/	/	20	38	140	300	4	2,510		

All'ordine specificare il tipo di gola
Groove to be specified on the order
Indiquer la gorge sur la commande



RUOTE IN ACCIAIO ZINCATO A 2 CUSCINETTI

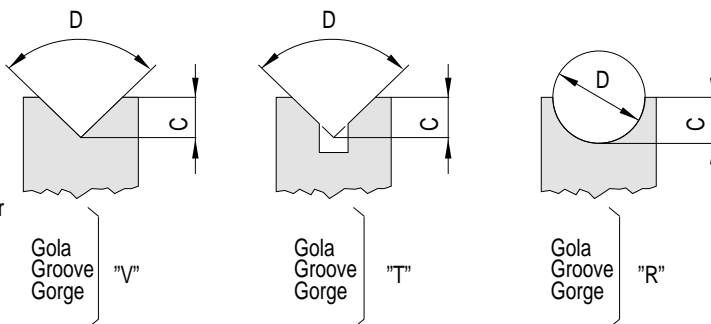


Wheel in zinked steel, with 2 bearings and zinked plate support

Galet en acier zingué à 2 coussinets, avec support à plaque zingué

COD.	A	B	C			D		E	Ø				€/pz
R2005/T-90	30	45	/	10	/	/	92°	/	26	90	600	4	1,365
R2005-90	25	38	10	/	10	92°	/	20,5	29	88	600	4	0,964
R2005-100	30	45	10	10	/	92°	92°		26	100	600	4	1,550
R2005/R-100	25	38	/	/	10	/	/	20,5	29	98	600	4	1,338
R2005-120	30	45	10	10	10	92°	92°	20	35	120	600	2	2,570
R2005-140	30	45	10	10	10	92°	92°	20	35	140	600	2	3,490

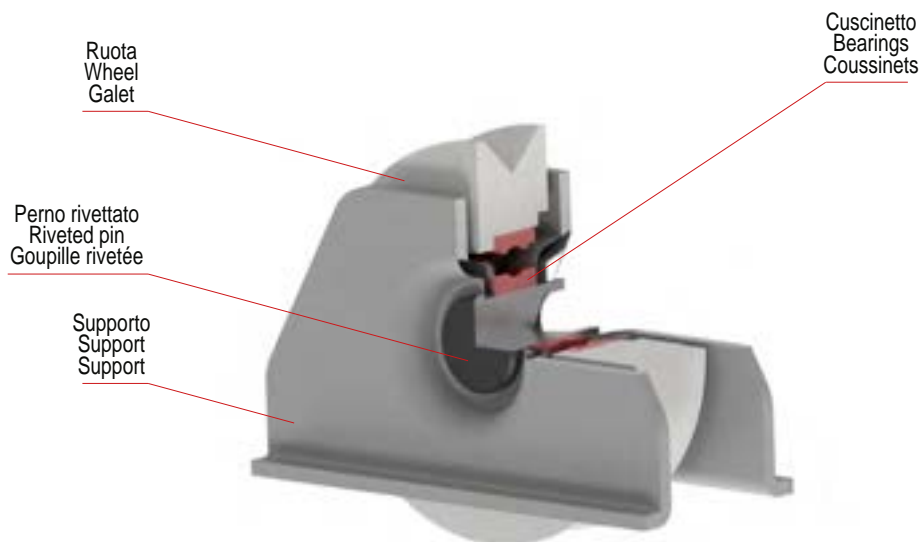
All'ordine specificare il tipo di gola
 Groove to be specified on the order
 Indiquer la gorge sur la commande



Esempio sezione ruota

Wheel section

Section du galet





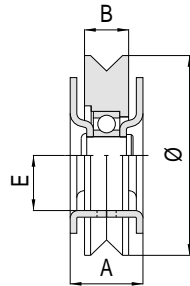
RUOTE CON SUPPORTO INTERNO

IN ACCIAIO A 1 - 2 CUSCINETTI CON SUPPORTO INTERNO

IN STEEL WITH 1 - 2 BEARINGS AND INTERNAL SUPPORT

EN ACIER AVEC 1 - 2 COUSSINETS AVEC SUPPORT INTERIEUR

RUOTE IN ACCIAIO ZINCATO A 1 CUSCINETTO

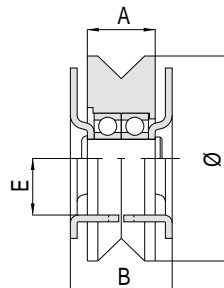


Wheel in zinked steel, with 1 bearing internal zinked support

Galet en acier zingué à 1 coussinet, avec support interieur zingué

COD.	A	B	C		D		E	Ø	KG	KG	KG	€/pz	
R2006-70	20	32	7	/	8	92°	/	16	16,5	70	300	8	0,635
R2006/T-70	20	32	/	7	/	/	92°	/	11	68	300	8	0,606
R2006/T-80	20	32	/	7	/	/	92°	/	16,5	80	300	8	0,810
R2006-80	20	32	7	/	8	92°	/	16,5	10	78	300	8	0,799
R2006-90	20	32	/	7	8	/	92°	16	26,5	90	300	8	1,000
R2006/V-90	20	34	7	/	/	92°	/	/	20	88	300	8	1,022
R2006-100	20	32	7	7	8	92°	92°	16	26,5	100	300	6	1,210
R2006-120	20	32	7	7	8	92°	92°	16	32	120	300	4	1,900
R2006-140	20	32	7	7	8	92°	92°	16	41,5	140	300	4	2,515

RUOTE IN ACCIAIO ZINCATO A 2 CUSCINETTI

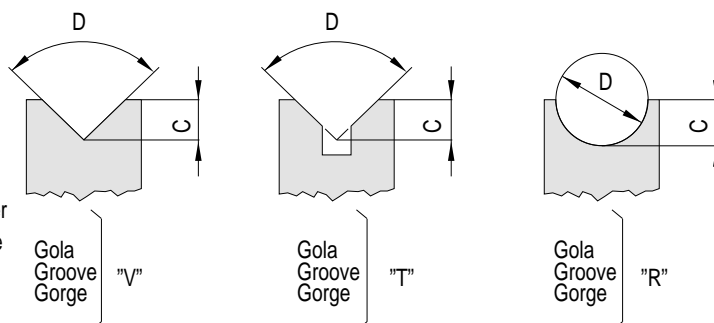


Wheel in zinked steel, with 2 bearing internal zinked support

Galet en acier zingué à 2 coussinets, avec support interieur zingué

COD.	A	B	C		D		E	Ø	KG	KG	KG	€/pz	
R2007-80	30	44	10	10	10	92°	92°	20	16,5	80	600	4	1,190
R2007-90	30	44	10	10	10	92°	92°	20	26,5	90	600	4	1,380
R2007/V-100	30	44	10	/	/	92°	/	/	26,5	100	600	4	1,690
R2007-100	25	33	/	10	10	/	92°	20,5	21	98	600	4	1,473
R2007-120	30	44	10	10	10	92°	92°	20	31	120	600	4	2,620
R2007-140	30	44	10	10	10	92°	92°	20	41	140	600	2	3,535

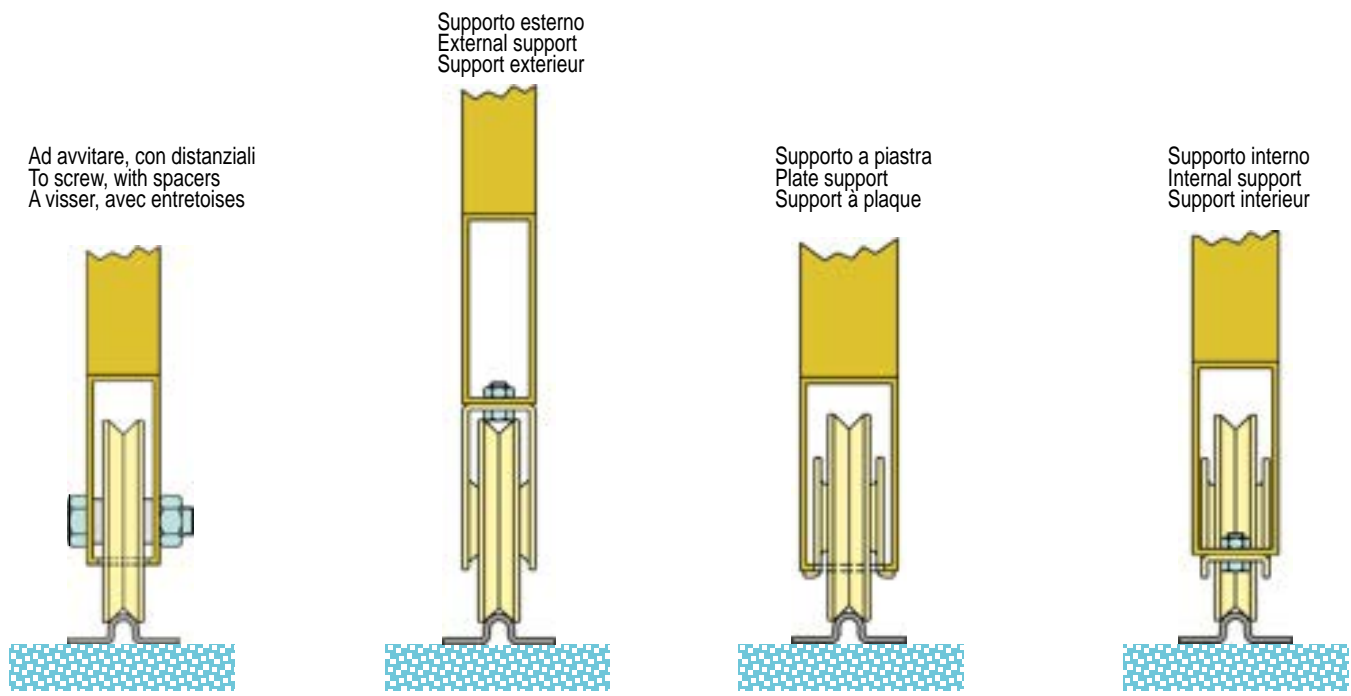
All'ordine specificare il tipo di gola
Groove to be specified on the order
Indiquer la gorge sur la commande



Tipologia di supporti

Support types

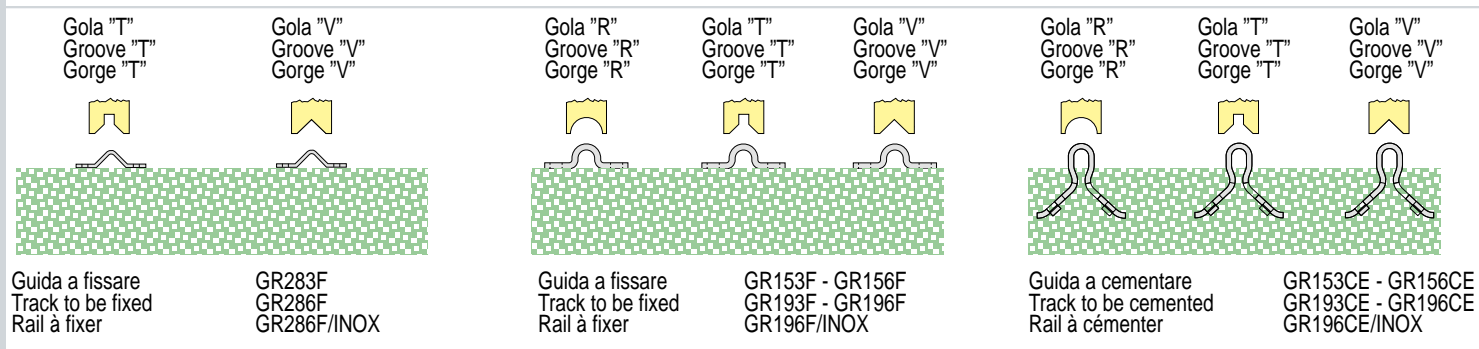
Types de supports



Tipologia di gole e profili

Groove and profile types

Types de gorges et profils



■ ■ Tabella accoppiamento ruote - guide

🇬🇧 Table of corresponding wheels - tracks

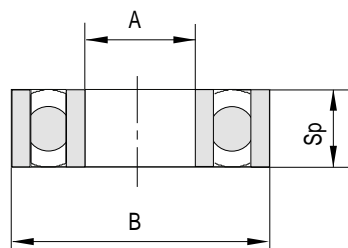
■ ■ Tableau galets - guides correspondantes

COD.	GR283F GR286F GR286F/INOX	GR153F GR156F	GR193F GR196F GR196F/INOX	GR153CE GR156CE	GR193CE GR196CE GR196CE/INOX
R2001-70 ÷ 200	X	X		X	
R2002-80 ÷ 200			X		X
R2003-70 ÷ 100	X	X		X	
R2004-70 ÷ 140	X	X		X	
R2005-90 ÷ 140			X		X
R2006-70 ÷ 140	X	X		X	
R2007-80 ÷ 140			X		X
R2008-80 ÷ 160			X		X
R2009-80 ÷ 250			X (No gola R)		X
R2501-80 ÷ 140			X		X
R12501-80 ÷ 120			X		X
R12506-80 ÷ 120			X		X
R12002-100 ÷ 160			X		X
R12007-120 ÷ 160			X		X

CUSCINETTI A SFERA SCHERMATI IN PLASTICA

🇬🇧 Thrust stamped bearing screened in plastic

■ ■ Coussinet moulé en plastique



COD.	A	B	Sp			€/pz
6000.2RS	10	26	8	100	0,019	
6201.2RS	12	32	10	100	0,035	
6202.2RS	15	35	11	100	0,044	
6203.2RS	17	40	12	100	0,065	
6204.2RS	20	47	14	90	0,106	
6205.2RS	25	52	15	90	0,121	



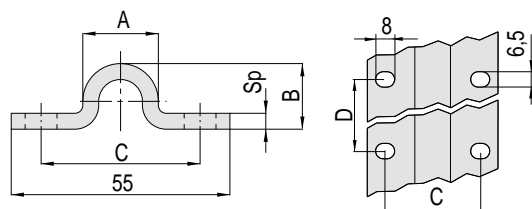
GUIDE

■ GUIDE RUOTE PER CANCELLI SCORREVOLI

🇬🇧 WHEEL TRACKS FOR SLIDING GATES

■ RAILS POUR GALETS POUR PORTAILS COULISSANTS

GUIDA A FISSAGGIO AL SUOLO IN ACCIAIO ZINCATO CON ASOLE

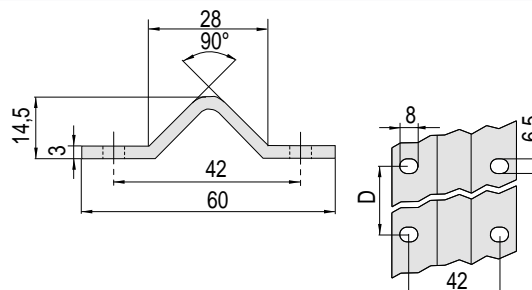


🇬🇧 Ground fixing track in zinked steel with slots

■ Rail en acier zingué, à fixer au sol, avec trous oblongs, pour les galets des portails coulissants

COD.	A	B	C	D	Sp			€/m
GR153F	15	15	40	980	3	18x3m (54m)	1,668	
GR156F	15	15	40	990	3	9x6m (54m)	1,668	
GR193F	19	16,5	39	980	3	14x3m (42m)	2,200	
GR196F	19	16,5	39	990	3	7x6m (42m)	2,200	

GUIDA A FISSAGGIO AL SUOLO IN ACCIAIO ZINCATO CON ASOLE

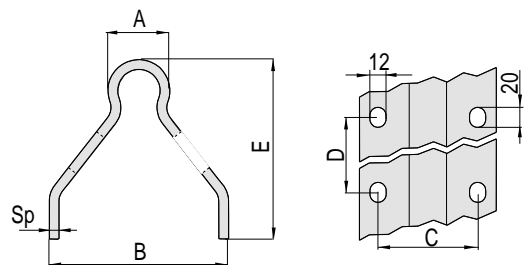


🇬🇧 Ground fixing track in zinked steel with slots

■ Rail en acier zingué, à fixer au sol, avec trous oblongs, pour les galets des portails coulissants

COD.	Gola Groove Gorge	D			€/m
GR283F		980	18x3m (54m)	1,540	
GR286F		980	9x6m (54m)	1,540	

GUIDA A CEMENTARE IN ACCIAIO CON ASOLE E BUGNE



🇬🇧 Track in zinked steel, to be cemented, with slots

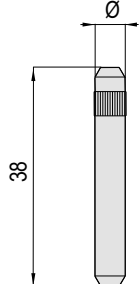
■ Rail en acier zingué, à cimenter, avec trous oblongs, pour les galets des portails coulissants

COD.	A	B	C	D	E	Sp			€/m
GR153CE	15	44	26,5	500	48	3	12x3m (36m)	2,650	
GR156CE	15	44	26,5	500	48	3	6x6m (36m)	2,650	
GR193CE	19	55	34,5	500	50	3	10x3m (30m)	2,664	
GR196CE	19	55	34,5	500	50	3	5x6m (30m)	2,664	

PERNO DI GIUNZIONE IN ACCIAIO ZINCATO PER GUIDE AL SUOLO

Connecting pin in zinked steel for tracks

Pivot de jonction en acier zingué pour rails

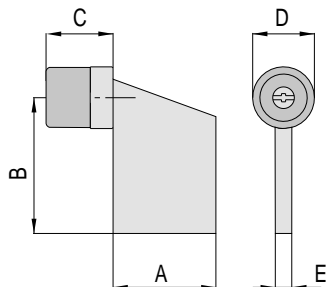


COD.	Guida Track Rail	L	Ø			€/pz
EGP10	GR153CE - GR156CE GR153F - GR156F	80	10	40	0,043	
EGP14	GR193CE - GR196CE GR193F - GR196F	90	14	40	0,109	

ARRESTO FINECORSA IN ACCIAIO CON PARACOLPO IN GOMMA

Stop in zinked steel with rubber buffer

Butée d'arrêt en acier zingué avec butoir en caoutchouc

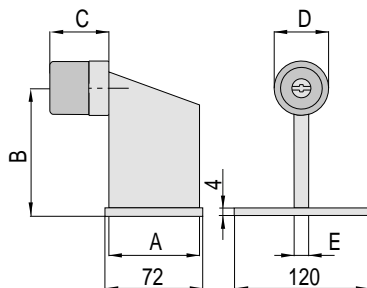


COD.	A	B	C	D	E			€/pz
AF8	50	66	36	30	8	20	0,280	
AF10	70	86	36	30	10	12	0,500	

ARRESTO FINECORSA CON FISSAGGIO A PAVIMENTO

Stop in zinked steel to be fixed to the floor

Butée d'arrêt en acier zingué avec fixation au sol

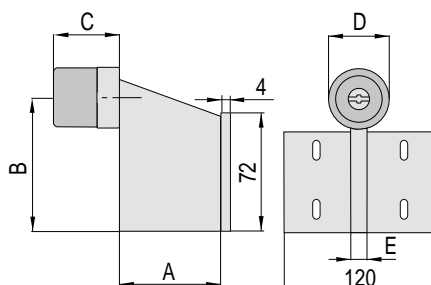


COD.	A	B	C	D	E			€/pz
AF8PAV	50	66	36	30	8	4	0,568	
AF10PAV	70	86	36	30	10	4	0,814	

ARRESTO FINECORSA CON FISSAGGIO A PARETE

Stop in zinked steel to be fixed on the wall

Butée d'arrêt en acier zingué avec fixation au mur

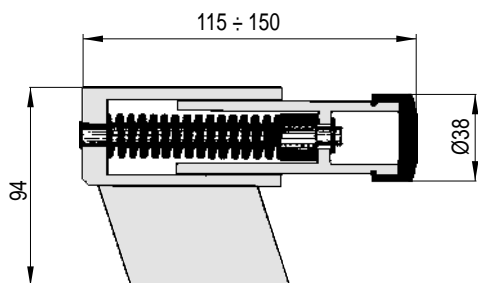


COD.	A	B	C	D	E			€/pz
AF8PAR	50	66	36	30	8	4	0,568	
AF10PAR	70	86	36	30	10	4	0,814	

ARRESTO FINECORSA CON AMMORTIZZATORE

Stop in zinked steel with shock absorber and rubber buffer

Butée d'arrêt en acier zingué avec amortisseur butoir en caoutchouc



COD.			€/pz
AFA38	5	0,700	



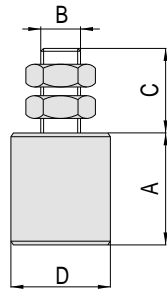
OLIVE E PIASTRE

OLIVE E PIASTRE GUIDA SUPERIORE PER CANCELLI SCORREVOLI

ROLLERS AND PLATES TOP GUIDE FOR SLIDING GATES

OLIVES ET PLATINES GUIDE SUPÉRIEUR POUR PORTAILS COULISSANTS

OLIVA CILINDRICA IN NYLON

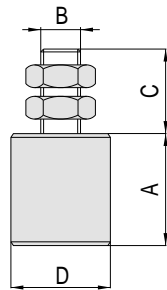


Nylon cylindrical roller

Olive cylindrique en nylon

COD.	A	B	C	D			€/pz
O2000/CN26X40	40	M14	30	26	25	0,130	
O2000/CN30X35	35	M14	33	30	25	0,135	
O2000/CN40X45	45	M14	34	40	25	0,205	
O2000/CN40X60	62	M16	41	40	10	0,290	

OLIVA CILINDRICA IN OTTONE

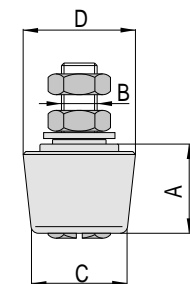


Brass cylindrical roller

Olive cylindrique en laiton

COD.	A	B	C	D			€/pz
O2000/CO30X35	35	M14	33	30	25	0,255	
O2000/CO40X45	45	M14	34	40	10	0,530	
O2000/CO40X60	62	M16	41	40	16	0,705	

OLIVA CONICA IN NYLON

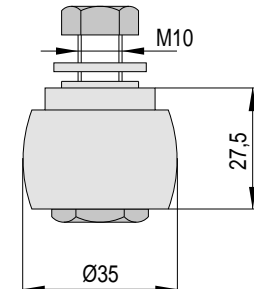


Nylon conical roller

Olive conique en nylon

COD.	A	B	C	D			€/pz
O2000/TC30	30	M12	32	38	25	0,130	

OLIVA BOMBATA IN NYLON

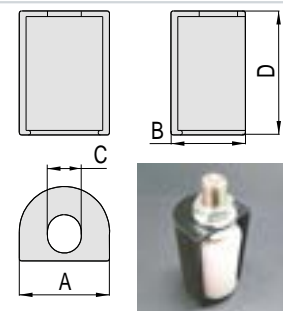


Nylon convex roller

Olive bombée en nylon

COD.			€/pz
O2000/B35X27	50	0,090	

PROTEZIONE PER OLIVA IN NYLON

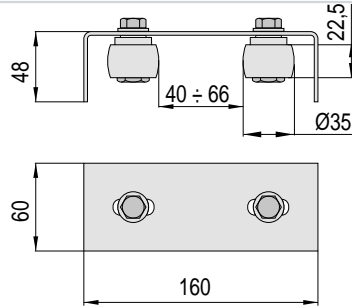


Protection for nylon roller

Protection pour olives en nylon

COD.	Oliva Roller Olive	A	B	C	D			€/pz
CAP40X55	O2000/CN30X35	40	33	15	55	12	0,016	
	O2000/CO30X35							
CAP50X65	O2000/CN40X45	50	43	15	65	12	0,025	
	O2000/CO40X45							
CAP50X82	O2000/CN40X60	50	43	17	82	16	0,031	
	O2000/CO40X60							

PIASTRA GUIDA SUPERIORE ZINCATA REGISTRABILE A 2 OLIVE (art. O2000/B35x27)

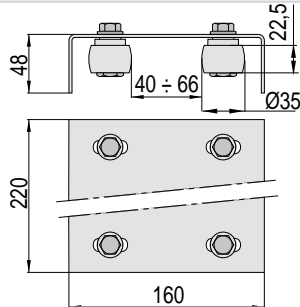


Zinked adjustable plate top guide with 2 convex rollers (art. O2000/B35x27)

Plaque de guidage supérieur réglable avec 2 olives bombées (art. O2000/B35x27)

COD.			€/pz
SO2000/B2	12	0,450	

PIASTRA GUIDA SUPERIORE ZINCATA REGISTRABILE A 4 OLIVE (art. O2000/B35x27)

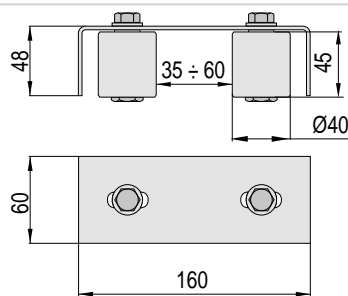


Zinked adjustable plate top guide with 4 convex rollers (art. O2000/B35x27)

Plaque de guidage supérieur réglable avec 4 olives bombées (art. O2000/B35x27)

COD.			€/pz
SO2000/B4	6	1,400	

PIASTRA GUIDA SUPERIORE ZINCATA REGISTRABILE A 2 OLIVE (art. O2000/CN40x45)

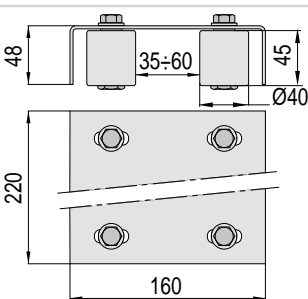


Zinked adjustable plate top guide with 2 cylindrical rollers (art. O2000/CN40x45)

Plaque de guidage supérieur réglable avec 2 olives cylindriques (art. O2000/CN40x45)

COD.			€/pz
SO2000/C2	12	0,560	

PIASTRA GUIDA SUPERIORE ZINCATA REGISTRABILE A 4 OLIVE (art. O2000/CN40x45)

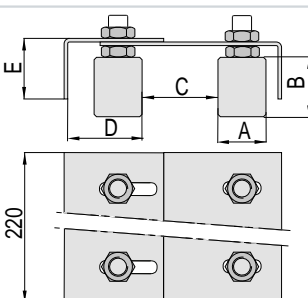


Zinked adjustable plate top guide with 4 cylindrical rollers (art. O2000/CN40x45)

Plaque de guidage supérieur réglable avec 4 olives cylindriques (art. O2000/CN40x45)

COD.			€/pz
SO2000/C4	6	1,625	

PIASTRA GUIDA SUPERIORE ZINCATA REGISTRABILE A 4 OLIVE

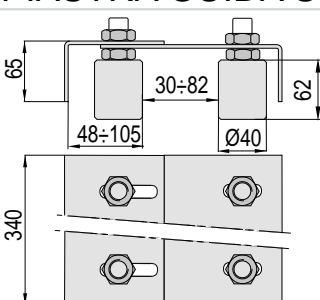


Zinked adjustable plate top guide with 4 cylindrical rollers

Plaque de guidage supérieur réglable avec 4 olives cylindriques

COD.	A	B	C	D	E			€/pz
SO2001	40	45	20 ÷ 62	48 ÷ 69	50	6	2,050	
SO2001/25	30	40	30 ÷ 74	40 ÷ 60	55	6	1,950	

PIASTRA GUIDA SUPERIORE ZINCATA REGISTRABILE A 4 OLIVE

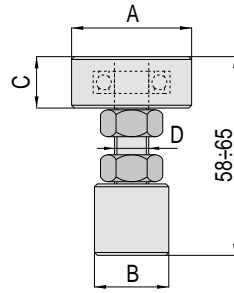


Zinked adjustable plate top guide with 4 cylindrical rollers (art. O2000/CN40x60)

Plaque de guidage supérieur réglable avec 4 olives cylindriques (art. O2000/CN40x60)

COD.			€/pz
SO2002	4	3,880	

RULLO GUIDA SUPERIORE REGOLABILE CON CUSCINETTO

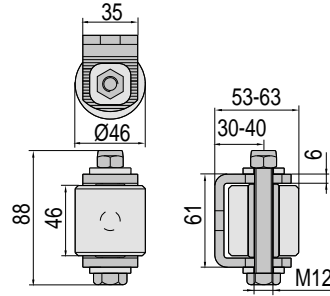


🇬🇧 Zinked steel adjustable top roller with bearing

🇫🇷 Rouleau supérieur réglable en acier zingué avec coussinet

COD.	A	B	C	D			€/pz
RGS2000/42	42	26	18	M12	12	0,290	
RGS2000/52	52	26	18	M12	12	0,400	

GUIDA A RULLO IN NYLON PER CANCELLI, REGOLABILE



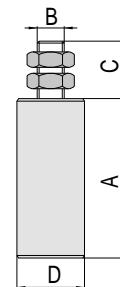
🇫🇷 Guida a rullo in nylon per cancelli, regolabile. Staffe in acciaio zincato

🇬🇧 Adjustable roller guide in nylon for gates. Bracket in zinked steel

🇫🇷 Guide à roulement en nylon pour portails, réglables. Supports en acier zingué

COD.			€/pz
O2000S/CN46X46	10	0,446	

OLIVA CILINDRICA LUNGA IN NYLON



🇬🇧 Long nylon cylindrical roller

🇫🇷 Olive longue et cylindrique en nylon

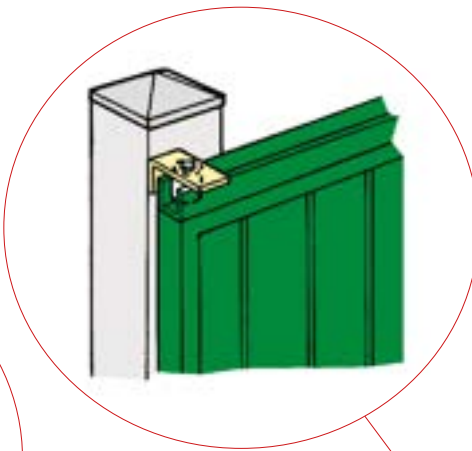
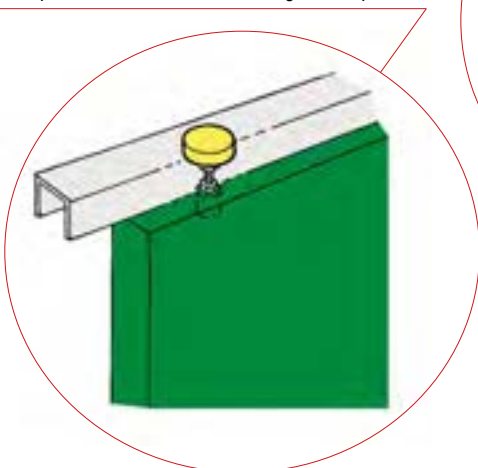
COD.	A	B	C	D			€/pz
O2000/CN40X150	150	M18	45	40	10	0,600	
O2000/CN40X250	250	M18	45	40	10	0,958	

🇫🇷 Esempio

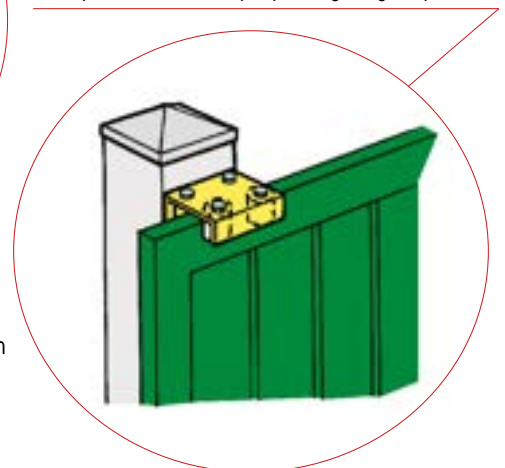
🇬🇧 Example

🇫🇷 Exemple

Esempio di utilizzo del rullo guida superiore
Usage example of top guide roller
Exemple d'utilisation du rouleau réglable supérieur



Esempio di utilizzo della piastra guida superiore
Usage example of the adjustable plate top guide
Exemple d'utilisation du plaque de guidage supérieure



Esempio di utilizzo delle olive in nylon o ottone
Usage example of the nylon or brass rollers
Exemple d'utilisation des olives en nylon ou en laiton



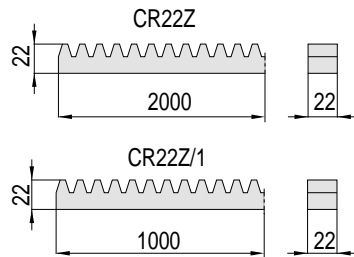
CREMAGLIERE

CREMAGLIERE PER CANCELLI SCORREVOLI

RACKS FOR SLIDING GATES

CRÉMAILLERES POUR PORTAILS COULISSANTS

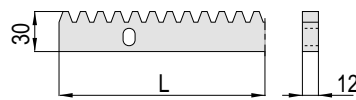
CREMAGLIERA QUADRA 22X22 MODULO 4



Cremaigliera quadra 22x22 modulo 4 per cancelli motorizzati. Non forata in acciaio zincato
 Square rack 22x22 module 4 for motorized gates. Not drilled in zinked steel
 Crémaillère carrée 22x22 module 4 pour portails motorisés. Non percé en acier zingué

COD.			€/m
CR22Z	4x2m (8m)	3,000	
CR22Z/1	8x1m (8m)	3,000	

CREMAGLIERA RETTANGOLARE IN ACCIAIO ZINCATO 30X12 MODULO 4 CON ASOLE

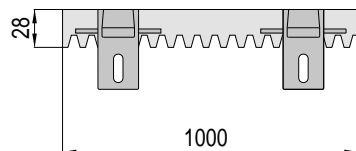


Rectangular rack in zinked steel 30x12 module 4 with slot holes for motorized gates

Crémaillère rectangulaire et zingué acier 30x12 module 4 avec trous oblongs, pour portails motorisés.

COD.	L			€/m
CR3012ZA	1000	8x1m (8m)	2,400	
CR3012ZA/2	2000	4x2m (8m)	2,400	

CREMAGLIERA RETTANGOLARE 28X20 MODULO 4



Cremaigliera rettangolare in poliammide, 28x20 modulo 4, con nucleo in acciaio 10x10 mm, per cancelli motorizzati. 6 punti di fissaggio con asole.

Rectangular rack 28x20 module 4 in polyamide with square core in steel 10x10mm, for motorized gates. N. 6 fixing points with slot holes

Crémaillère rectangulaire 28x20 module 4, en polyamide avec ame carré en acier 10x10mm, pour portails motorisés. Nr 6 attaques avec trous pour saut inférieur

COD.			€/m
CR2820P	6x1m (6m)	1,350	

SET DI VITI E PIASTRINE PER CREMAGLIERA CR2820P



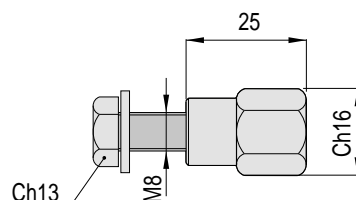
Set di 10 viti e 10 piastrine per la cremaigliera CR2820P

Set of 10 screws and 10 plates for rack CR2820P

Set de 10 vis et 10 platines pour le crémaillère CR2820P

COD.			€/pz
5184100726	1	0,852	

PIOLO A SALDARE ZINCATO PER CREMAGLIERE



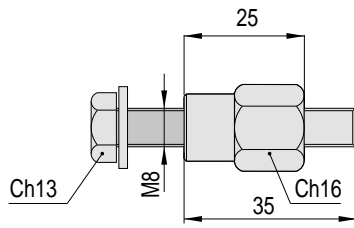
Piolo a saldare in acciaio zincato per cremaigliera (art. CR3012A, CR3012ZA)

Complete stake in zinked steel to be welded for racks (art. CR3012A, CR3012ZA)

Piquet complet en acier zingué, à souder, pour crémaillères (art. CR3012A, CR3012ZA)

COD.			€/pz
PI3012	24	0,055	

PIOLO AD AVVITARE ZINCATO PER CREMAGLIERE



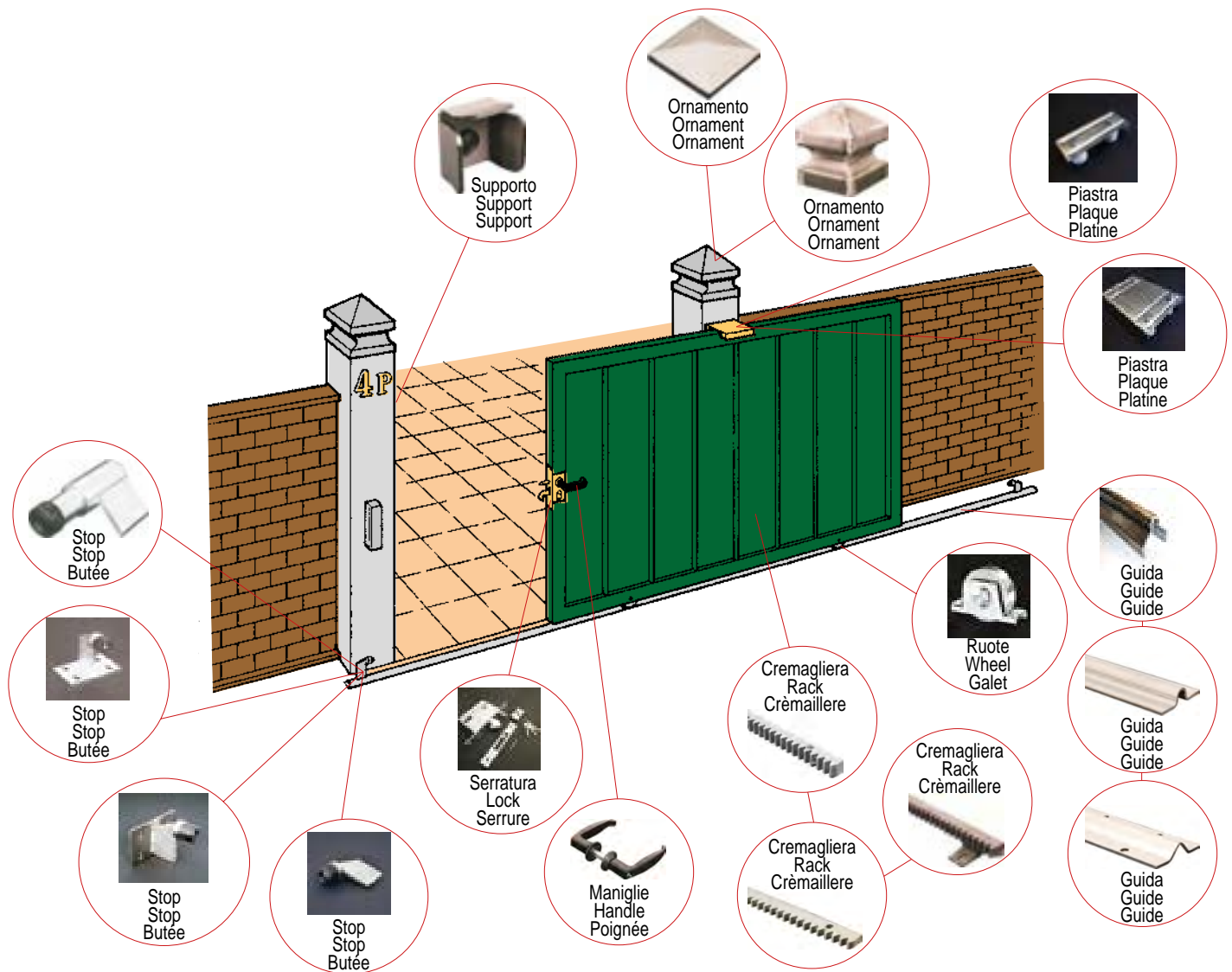
■ ■ Piolo ad avvitare in acciaio zincato per cremagliere (art. CR3012A , CR3012ZA).
■ Complete stake in zinked steel to be screwed for racks (art. CR3012A , CR3012ZA).
■ Piquet complet en acier zingué, à visser, pour crémaillères (art. CR3012A , CR3012ZA).

COD.			€/pz
PI3012A	24	0,050	

■ ■ Accessori per portoni scorrevoli

■ Accessories for sliding gates

■ Accessoires pour portails coulissants





ACCESSORI PER CANCELLI AUTOPORTANTI

🇮🇹 AEROSILENT PICCOLO, MEDIO E GRANDE

🇬🇧 AEROSILENT SMALL, MEDIUM AND BIG

🇫🇷 AEROSILENT PETIT, MOYEN ET GROS





AEROSILENT PICCOLO-SMALL-PETIT



Per coppia di carrelli
For one pair of trolleys
Pour couple de chariots

■ ■ CARRELLI ED ACCESSORI PER CANCELLI AUTOPORTANTI

■ ■ TROLLEYS AND ACCESSORIES FOR CANTILEVER GATES

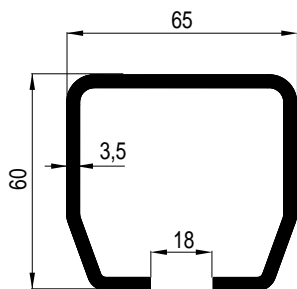
■ ■ CHARIOTS ET ACCESSOIRES POUR PORTAILS AUTOPORTANTS

450

Apertura massima (m)
Max opening (m)
Ouverture max (m)

4

MONOROTAIA IN ACCIAIO ZINCATO

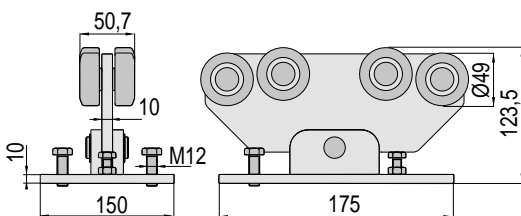


■ ■ Zinked steel rail

■ ■ Monorail en acier zingué

COD.			€/m
G/AP65	3x6m (18m)	5,530	
G/AP65/3	6x3m (18m)	5,530	

CARRELLO BASCULANTE A 8 RUOTE

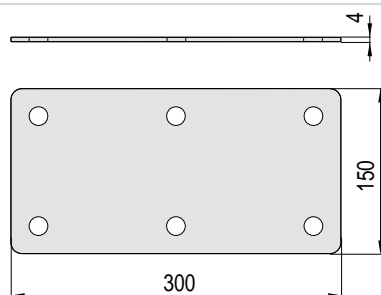


■ ■ Oscillating trolley with 8 wheels

■ ■ Chariot oscillant à 8 galets

COD.			€/pz
CA/AP65	1	7,000	

CONTROPIASTRA PER CARRELLO

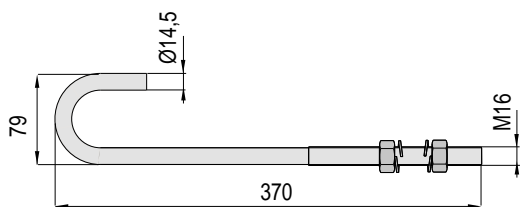


■ ■ Counterplate for trolley in zinked steel

■ ■ Contreplaque pour chariot en acier zingué

COD.			€/pz
PIAS/AP6580	1	1,400	

TIRANTE IN ACCIAIO ZINCATO

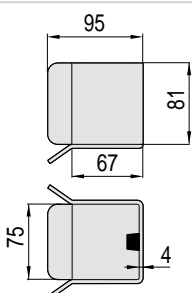


■ ■ Fixing tie rod in zinked steel

■ ■ Tirants de fixation en acier zingué

COD.			€/pz
TIR/16	2	0,550	

INCONTRO PER MONOROTAIA

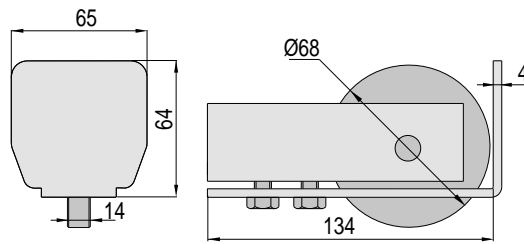


■ ■ Cup for rail in zinked steel

■ ■ Butée pour rail en acier zingué

COD.			€/pz
BAS75Z	1	1,000	

SUPPORTO DI SOSTEGNO CON RUOTA

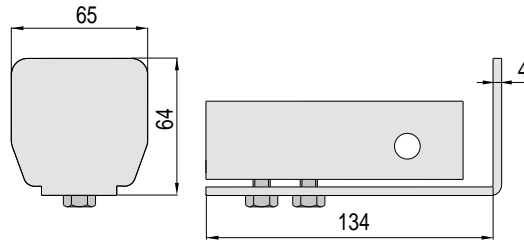


End stopper with wheel in zinked steel

Butée d'extrémité avec roue en acier zingué

COD.			€/pz
TAP/65R	1	1,100	

SUPPORTO DI SOSTEGNO SENZA RUOTA

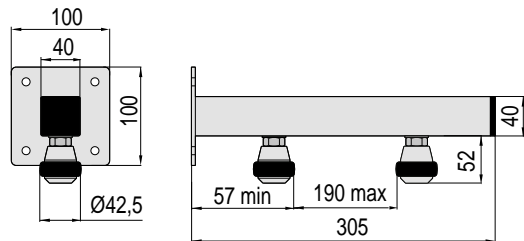


End stopper without wheel

Butée d'extrémité sans roue

COD.			€/pz
TAP/65	1	0,600	

STAFFA CON OLIVE REGISTRABILI



Counterplate with adjustable olives in nylon

Contreplaque olives réglables en nylon

COD.			€/pz
SO2000/AP2	2	1,400	

ADESSURIMENTO
TOU-ANTILUSION
A REPUSEMENT



AEROSILENT MEDIO-MEDIUM-MOYEN

■ ■ CARRELLI ED ACCESSORI PER CANCELLI AUTOPORTANTI

🇬🇧 TROLLEYS AND ACCESSORIES FOR CANTILEVER GATES

■ ■ CHARIOTS ET ACCESSOIRES POUR PORTAILS AUTOPORTANTS



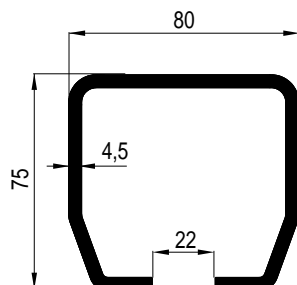
Per coppia di carrelli
For one pair of trolleys
Pour couple de chariots

600

Apertura massima (m)
Max opening (m)
Ouverture max (m)

6

MONOROTAIA IN ACCIAIO ZINCATO

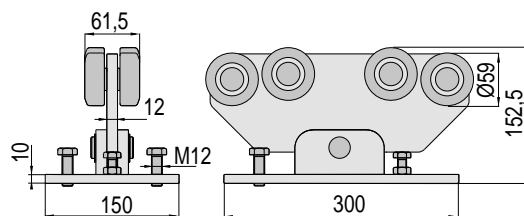


🇬🇧 Zinked steel rail

■ ■ Monorail en acier zingué

COD.		KG/m	€/m
G/AP80	2x6m (12m)	8,890	
G/AP80/3	4x3m (12m)	8,890	

CARRELLO BASCULANTE A 8 RUOTE

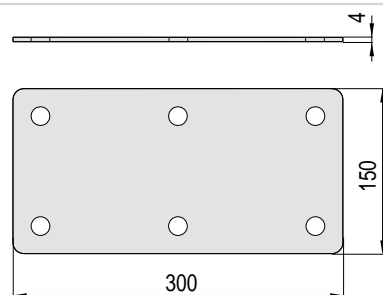


🇬🇧 Oscillating trolley with 8 wheels

■ ■ Chariot oscillant à 8 galets

COD.		KG	€/pz
CA/AP80	1	10,000	

CONTROPIASTRA PER CARRELLO

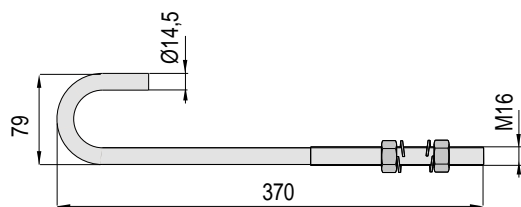


🇬🇧 Counterplate for trolley in zinked steel

■ ■ Contreplaque pour chariot en acier zingué

COD.		KG	€/pz
PIAS/AP6580	1	1,400	

TIRANTE IN ACCIAIO ZINCATO

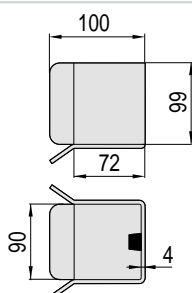


🇬🇧 Fixing tie rod in zinked steel

■ ■ Tirants de fixation en acier zingué

COD.		KG	€/pz
TIR/16	2	0,550	

INCONTRO PER MONOROTAIA

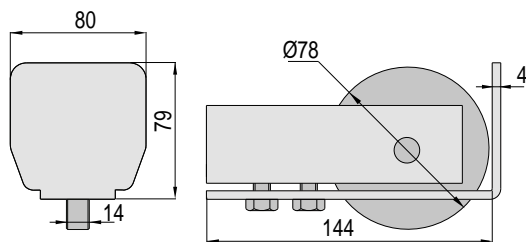


🇬🇧 Cup for rail in zinked steel

■ ■ Butée pour rail en acier zingué

COD.		KG	€/pz
BAS90Z	1	1,200	

SUPPORTO DI SOSTEGNO CON RUOTA

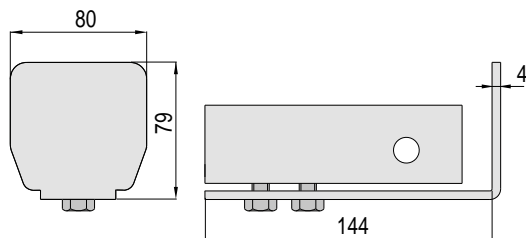


End stopper with wheel in zinked steel

Butée d'extrémité avec roue en acier zingué

COD.			€/pz
TAP/80R	1	1,100	

SUPPORTO DI SOSTEGNO SENZA RUOTA

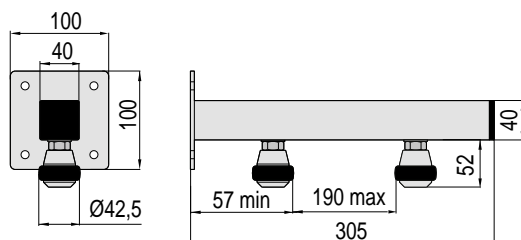


End stopper without wheel

Butée d'extrémité sans roue

COD.			€/pz
TAP/80	1	0,600	

STAFFA CON OLIVE REGISTRABILI



Counterplate with adjustable olives in nylon

Contreplaque avec olives réglables en nylon

COD.			€/pz
SO2000/AP2	2	1,400	

ADESSURIMENTO
TO
L'ANTIFORNO
A
L'EPUISEMENT



AEROSILENT GRANDE-BIG-GROS

■ CARRELLI ED ACCESSORI PER CANCELLI AUTOPORTANTI

■ TROLLEYS AND ACCESSORIES FOR CANTILEVER GATES

■ CHARIOTS ET ACCESSOIRES POUR PORTAILS AUTOPORTANTS



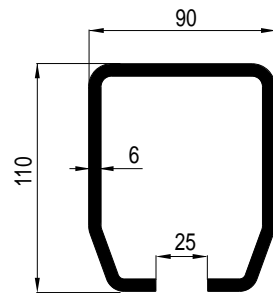
Per coppia di carrelli
For one pair of trolleys
Pour couple de chariots

1000

Apertura massima (m)
Max opening (m)
Ouverture max (m)

10

MONOROTAIA IN ACCIAIO ZINCATO

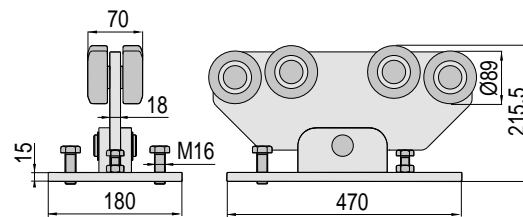


■ Zinked steel rail

■ Monorail en acier zingué

COD.		KG/m	€/m
G/AP90	1x6m (6m)	15,390	
G/AP90/3	2x3m (6m)	15,390	

CARRELLO BASCULANTE A 8 RUOTE

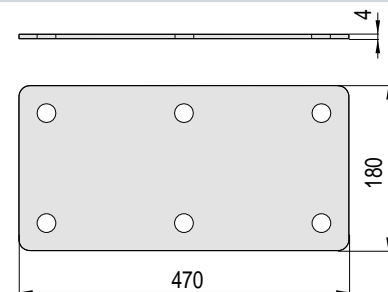


■ Oscillating trolley with 8 wheels

■ Chariot oscillant à 8 galets

COD.		KG	€/pz
CA/AP90	1	27,000	

CONTROPIASTRA PER CARRELLO

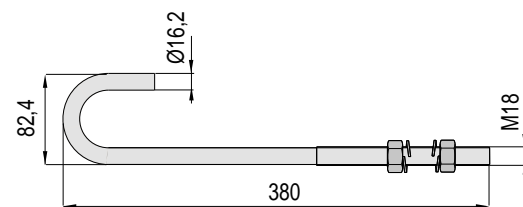


■ Counterplate for trolley in zinked steel

■ Contreplaque pour chariot en acier zingué

COD.		KG	€/pz
PIAS/AP90	1	2,660	

TIRANTE IN ACCIAIO ZINCATO

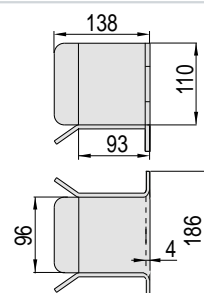



■ Fixing tie rod in zinked steel

■ Tirants en acier zingué

COD.		KG	€/pz
TIR/18	2	0,600	

INCONTRO PER MONOROTAIA

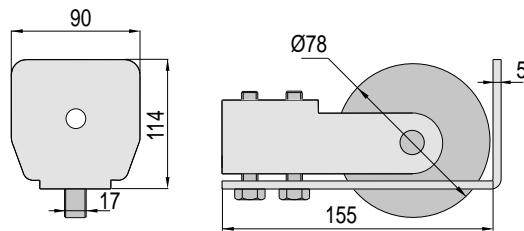


■ Cup for rail in zinked steel

■ Butée pour rail en acier zingué

COD.		KG	€/pz
BAS96Z	1	1,771	

SUPPORTO DI SOSTEGNO CON RUOTA

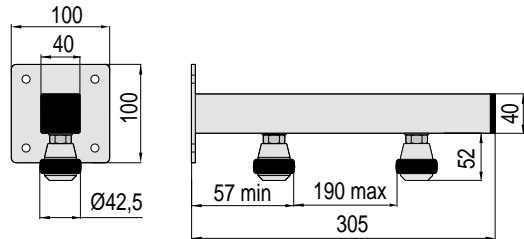


End stopper with wheel in zinked steel

Butée d'extrémité avec roue en acier zingué

COD.			€/pz
TAP/90R	1	1,100	

STAFFA CON OLIVE REGISTRABILI



Bracket with adjustable olives in nylon

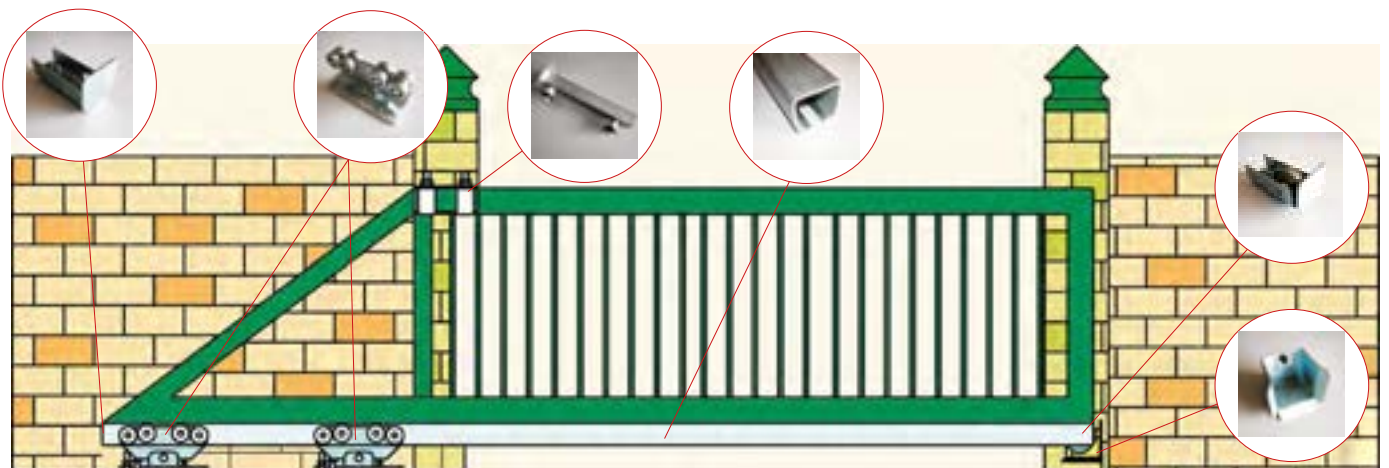
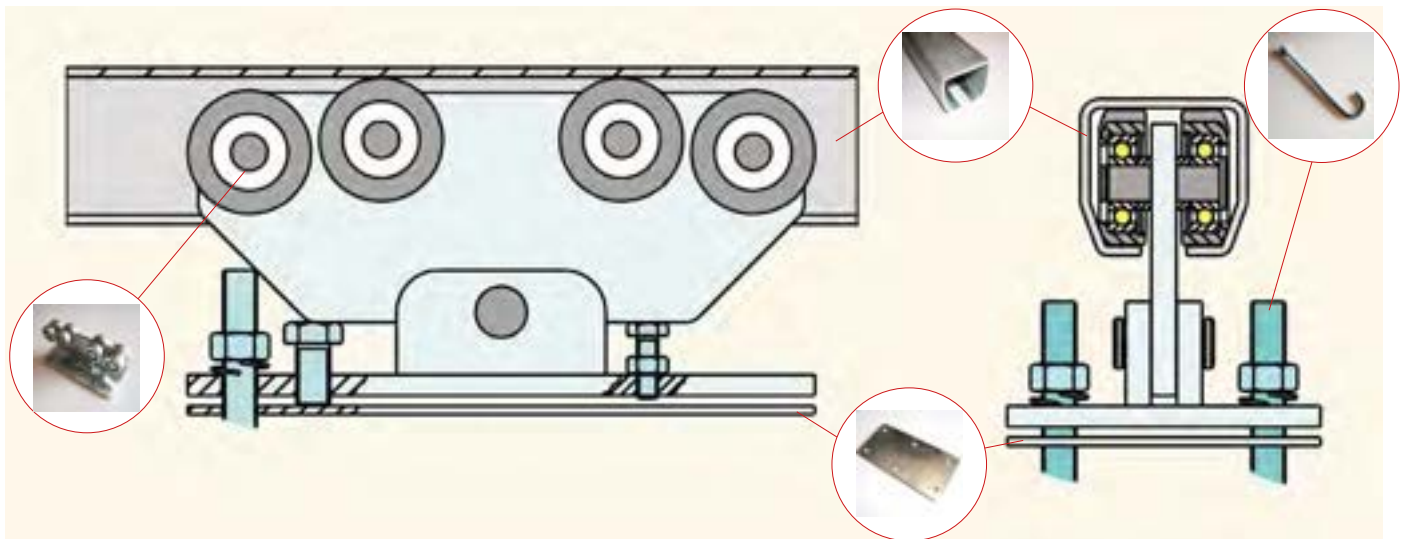
Support avec olives réglables de nylon

COD.			€/pz
SO2000/AP2	2	1,400	

L'applicazione è valida per AEROSILENT piccolo, medio e grande

Application valid for small, medium and big AEROSILENT

L'application est valide pour AEROSILENT petit, moyen et gros





ACCESSORI PER CANCELLI A BATTENTE

🇮🇹 CARDINI SUPERIORI E INFERIORI

🇬🇧 UPPER AND LOWER PINTLES

🇫🇷 PIVOTS SUPÉRIEURES ET INFÉRIEURES





CARDINI

■ ■ ■ CARDINI PER CANCELLI

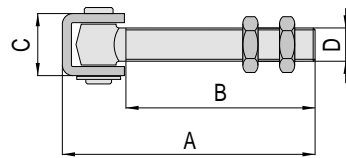
■ ■ ■ PINTLES FOR GATES

■ ■ ■ PIVOTS POUR PORTAILS

CARDINE A CAVALLOTTO REGISTRABILE IN ACCIAIO ZINCATO

■ ■ ■ Long bar pintle, in zinked steel

■ ■ ■ Pivot à barre longue, en acier zingué

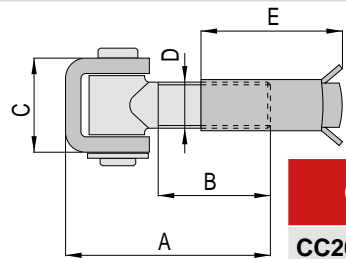


COD.	A	B	C	D	KG	KG	KG	€/pz
CC2000LL/18	175	134	39	M18	65	12	0,502	
CC2000LL/22	204	155	41	M22	100	6	0,784	

CARDINE A CAVALLOTTO A MURARE REGISTRABILE, ZINCATO

■ ■ ■ Pintle to wall, in zinked steel

■ ■ ■ Pivot à murer, en acier zingué

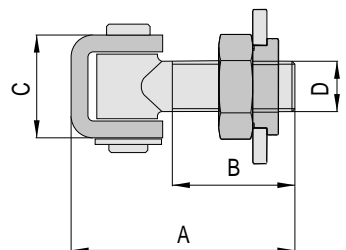


COD.	A	B	C	D	E	KG	KG	KG	€/pz
CC2000LM/18	75	38	38	M18	55	65	12	0,330	
CC2000LM/22	85	46	40	M22	63	100	12	0,500	

CARDINE A CAVALLOTTO REGISTRABILE IN ACCIAIO ZINCATO

■ ■ ■ Pintle to be welded, with horizontal adjustment, in zinked steel

■ ■ ■ Pivot à souder, avec réglage horizontal, en acier zingué

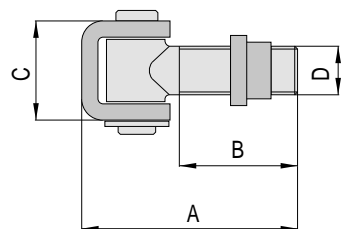


COD.	A	B	C	D	KG	KG	KG	€/pz
CC2000LSR/18	83	43	36	M18	65	12	0,418	
CC2000LSR/20	87	42	43	M20	75	6	0,534	
CC2000LSR/22	87	46	40	M22	100	12	0,608	
CC2000LSR/24	105	57	50	M24	110	6	0,822	

CARDINE A SALDARE REGISTRABILE IN ACCIAIO ZINCATO

■ ■ ■ Pintle to be welded, in zinked steel

■ ■ ■ Pivot à souder, en acier zingué

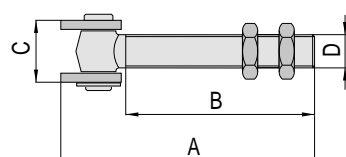


COD.	A	B	C	D	KG	KG	KG	€/pz
CC2000LS/18	83	43	36	M18	65	12	0,332	
CC2000LS/20	87	42	43	M20	75	6	0,438	
CC2000LS/22	87	46	40	M22	100	12	0,608	
CC2000LS/24	105	57	50	M24	110	6	0,704	

CARDINE AD ALI A BARRA LUNGA REGISTRABILE, ZINCATO

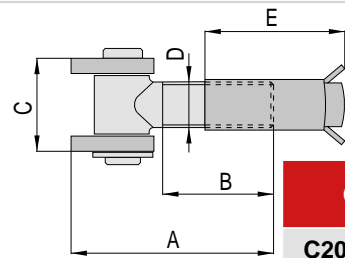
■ ■ ■ Wing pintle long bar, in zinked steel

■ ■ ■ Pivot à ailes, à barre longue, en acier zingué



COD.	A	B	C	D	KG	KG	KG	€/pz
C2000LL/16	140	100	44	M16	30	12	0,367	
C2000LL/18	180	138	36	M18	65	12	0,490	
C2000LL/22	205	157	39	M22	100	6	0,750	

CARDINE AD ALI A MURARE REGISTRABILE IN ACCIAIO ZINCATO

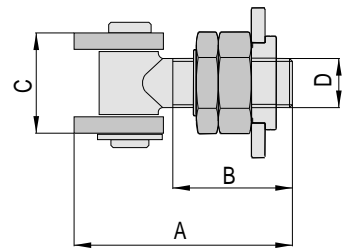


Wing pintle, to wall, in zinked steel

Pivot à ailes, à murer, en acier zingué

COD.	A	B	C	D	E	KG	KG	KG	€/pz
C2000LM/18	80	38	38	M18	55	65	12	0,320	
C2000LM/22	90	46	40	M22	63	100	12	0,480	

CARDINE AD ALI A SALDARE REGISTRABILE IN ACCIAIO ZINCATO

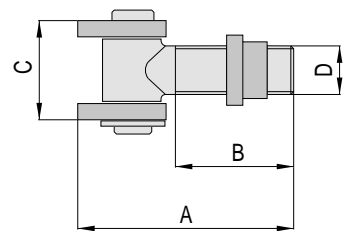


Wing pintle, to be welded, with horizontal adjustment, in zinked steel

Pivot à ailes, à souder, avec réglage horizontal, en acier zingué

COD.	A	B	C	D	KG	KG	KG	€/pz
C2000LSR/18	80	38	38	M18	65	12	0,470	
C2000LSR/22	90	46	40	M22	100	12	0,580	

CARDINE AD ALI A SALDARE REGISTRABILE IN ACCIAIO ZINCATO

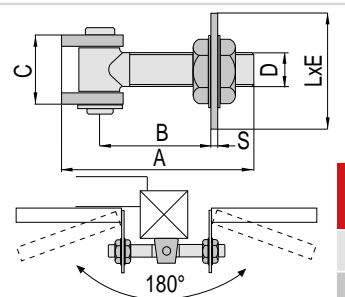


Wing pintle, to be welded, in zinked steel

Pivot à ailes, à souder, en acier zingué

COD.	A	B	C	D	KG	KG	KG	€/pz
C2000LS/18	80	38	38	M18	65	12	0,300	
C2000LS/22	90	46	40	M22	100	12	0,440	

CARDINE AD ALI A SALDARE REGISTRABILE 180° IN ACCIAIO ZINCATO

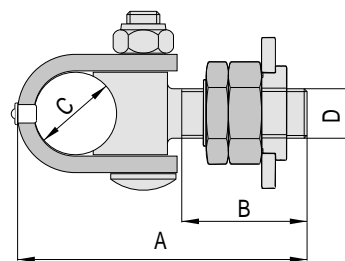


Wing pintle, to be welded, 180° adjustment, in zinked steel

Pivot à ailes, à souder, avec réglage de 180°, en acier zingué

COD.	A	B	C	D	E	L	S	KG	KG	KG	€/pz
C2000LPM/18	125	39-82	38	M18	50	80	8	55	10	0,670	
C2000LPM/22	140	46-97	45	M22	60	105	10	90	6	0,930	

CARDINE TONDO A SALDARE REGISTRABILE IN ACCIAIO ZINCATO CON INGRASSATORE

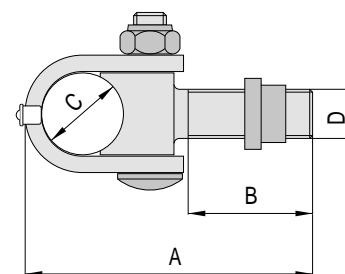


Round clamp pintle, to be welded, with horizontal adjustment, in zinked steel. With grease nipple

Pivot rond à bande, à souder, avec réglage horizontal, en acier zingué. Avec graisseur

COD.	A	B	C	D	KG	KG	KG	€/pz
CF2000LSR/18	103	46	30	M18	50	12	0,602	
CF2000LSR/22	116	52	35	M22	80	12	0,864	
CF2000LSR/24	132	59	40	M24	120	12	1,180	

CARDINE TONDO A SALDARE REGISTRABILE IN ACCIAIO ZINCATO CON INGRASSATORE

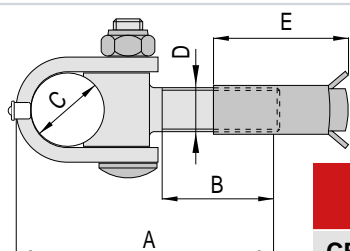


Round clamp pintle, to be welded, in zinked steel. With grease nipple

Pivot rond à bande, à souder, en acier zingué. Avec graisseur

COD.	A	B	C	D	KG	KG	KG	€/pz
CF2000LS/18	103	46	30	M18	50	12	0,470	
CF2000LS/22	116	52	35	M22	80	12	0,710	
CF2000LS/24	132	59	40	M24	120	12	1,050	

CARDINE TONDO A MURARE REGISTRABILE IN ACCIAIO ZINCATO CON INGRASSATORE

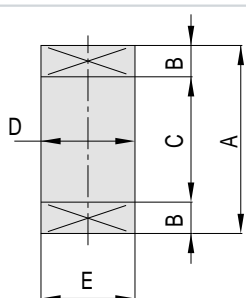


🇬🇧 Round clamp pintle, to wall, in zinked steel. With grease nipple

🇫🇷 Pivot rond à bande, à murer, en acier zingué. Avec graisseur

COD.	A	B	C	D	E	KG	KG	KG	€/pz
CF2000LM/18	103	46	30	M18	55	50	12	0,495	
CF2000LM/22	116	52	35	M22	63	80	12	0,750	

TRONCHETTO DI GIUNZIONE A SALDARE PER CARDINI TONDI

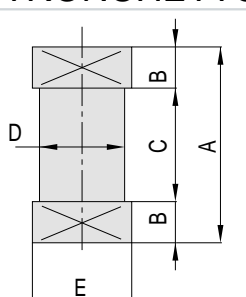


🇬🇧 Joint element, to be welded, in steel for round clamp pintles

🇫🇷 Bout de jonction, à souder, en acier pour pivots ronds à bande

COD.	A	B	C	D	E	KG	KG	€/pz
TCS/18-30	60	10	40	30	30	12	0,355	
TCS/22-35	69	12	45	35	35	12	0,555	
TCS/24-40	80	15	50	40	40	12	0,872	

TRONCHETTO DI GIUNZIONE A SALDARE PER CARDINI TONDI

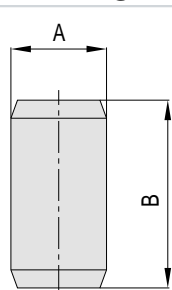


🇬🇧 Joint element, to be welded, in steel for round clamp pintles

🇫🇷 Bout de jonction, à souder, en acier pour pivots ronds à bande

COD.	A	B	C	D	E	KG	KG	€/pz
TCS/18-35	69	14,5	40	30	35	12	0,495	
TCS/22-40	80	17,5	45	35	40	12	0,780	
TCS/24-50	80	15	50	40	50	12	1,085	

PERNO DI GIUNZIONE A SALDARE PER CARDINI TONDI

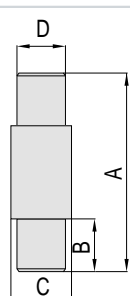


🇬🇧 Connection pin, to be welded, in steel for round clamp pintles

🇫🇷 Broche de connexion, à souder, en acier pour pivots ronds à bande

COD.	A	B	KG	€/pz
PCS/18	30	50	12	0,260
PCS/22	35	55	12	0,400
PCS/24	40	77	12	0,690

PERNO DI GIUNZIONE AD INSERIMENTO PER CARDINI TONDI

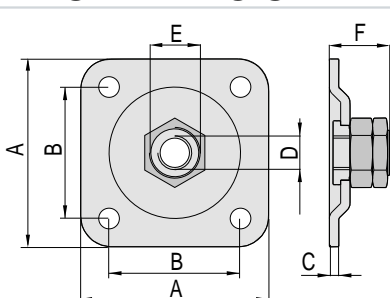


🇬🇧 Connection pin, to be inserted, in steel for round clamp pintles

🇫🇷 Broche de connexion, à enfiler, en acier pour pivots ronds à bande

COD.	A	B	C	D	KG	KG	€/pz
PCI/18	110	30	30	24	12	0,480	
PCI/22	115	30	35	29	10	0,710	
PCI/24	130	30	40	34	10	1,121	

PIASTRA REGISTRABILE ORIZZONTALE IN ACCIAIO ZINCATO



🇬🇧 Plate with horizontal adjustment in zinked steel


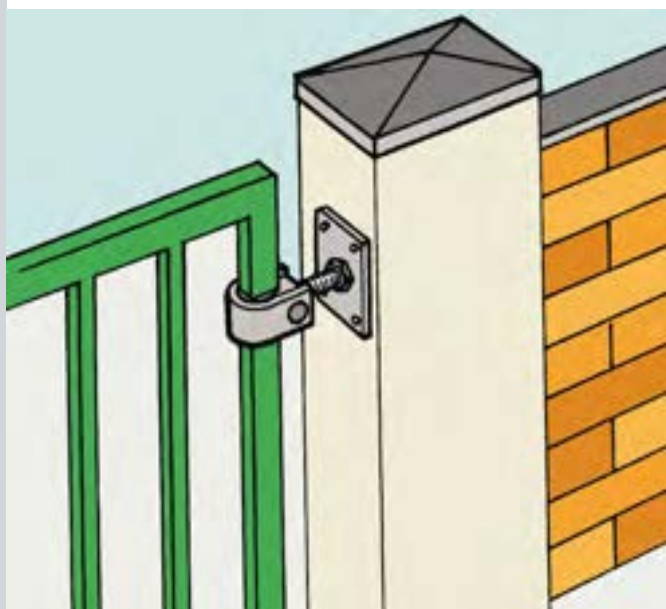
🇫🇷 Plaque avec réglage horizontal en acier zingué

COD.	A	B	C	D	E	F	KG	KG	KG	€/pz
PR/18	100	70	5	M18	M27	32	65	12	0,454	
PR/20	100	70	5	M20	M30	32	75	12	0,510	
PR/22	100	70	5	M22	M30	32	100	12	0,494	
PR/24	100	70	5	M24	M33	32	110	12	0,530	

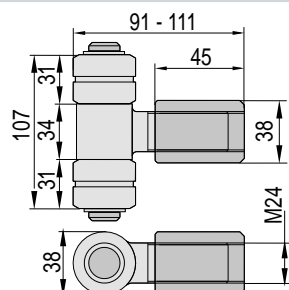
■ Esempio applicazione cardini con piastra registrabile

■ Example of pintles application with plate adjustment

■ Exemple d'application pivots avec plaque réglable



CARDINE A SALDARE CON REGISTRAZIONE ORIZZONTALE IN ACCIAIO

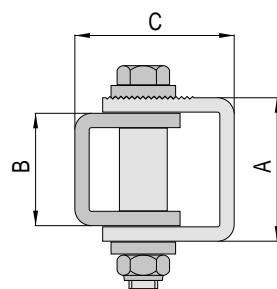


■ Pintle to be welded, with horizontal adjustment, in steel

■ Pivot à souder, avec réglage horizontal, en acier

COD.	KG	KG	KG	€/pz
CS2000LR/24	150	10	0,500	

CARDINE SNODATO REGISTRABILE PICCOLO / GRANDE

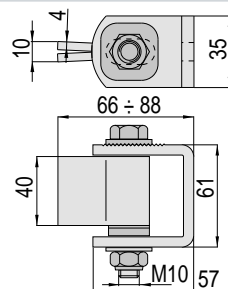


■ Little and big articulated pintle, with horizontal adjustment, in zinked steel

■ Petit et grand pivot articulé, avec réglage horizontal, en acier zingué

COD.	A	B	C	KG	KG	KG	€/pz
CR4430	45	31	62÷68	50	10	0,385	
CR6547	60	46	62÷68	100	6	0,550	

CARDINE SNODATO GRANDE REGISTRABILE SU CUSCINETTO

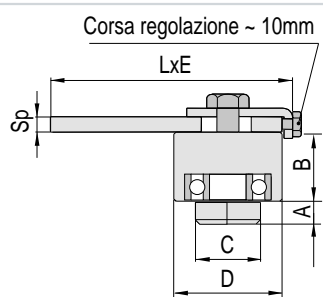


■ Big articulated pintle, with horizontal adjustment, in zinked steel, on thrust bearings ball

■ Grand pivot articulé, avec réglage horizontal, en acier zingué, sur coussinet à billes

COD.	KG	KG	KG	€/pz
CR6140	100	5	0,550	

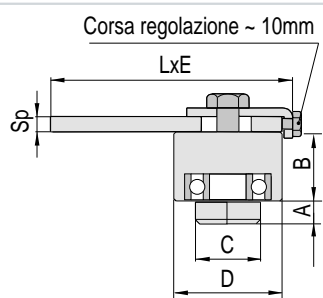
CARDINE SUPERIORE REGISTRABILE CON CUSCINETTO E TAPPO IN PLASTICA



Upper pintle in zinked steel, with horizontal adjustment, with thrust bearing and cap
 Pivot supérieur en acier zingué, à réglage horizontal, avec coussinet et bouchon

COD.	A	B	C	D	E	L	Sp	KG		KG	€/pz
C2000R/45	10,5	33	30	45	45	123	8	150	10	0,798	
C2000R/50	10,5	32	30	50	50	123	7	200	8	0,852	
C2000R/65	13,5	36	35	65	65	123	8	300	4	1,470	

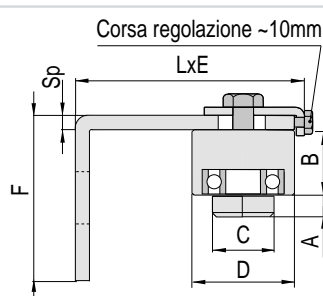
CARDINE SUPERIORE REGISTRABILE CON CUSCINETTO E TAPPO IN PLASTICA



Upper pintle in zinked steel, with horizontal adjustment, with thrust bearing and cap
 Pivot supérieur en acier zingué, à réglage horizontal, avec coussinet et bouchon

COD.	A	B	C	D	E	L	Sp	KG		KG	€/pz
C2000R/70	13,5	26	30	70	70	127	10	300	4	1,256	
C2000R/120	11,7	39	58	120	120	210	12	700	1	5,000	

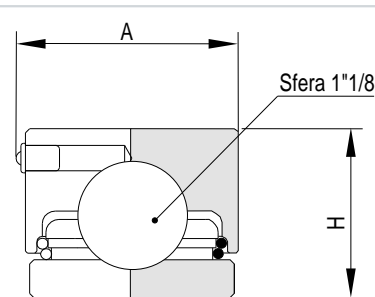
CARDINE SUPERIORE REGISTRABILE CON CUSCINETTO E TAPPO IN PLASTICA



Upper pintle in zinked steel, with horizontal adjustment, with thrust bearing and cap
 Pivot supérieur en acier zingué, à réglage horizontal, avec coussinet blindé et bouchon

COD.	A	B	C	D	E	F	L	Sp	KG		KG	€/pz
C2000R/50P	10,5	32	30	50	50	60	110	7	180	10	1,000	
C2000R/65P	13,5	36	35	65	65	70	127	8	250	4	1,600	

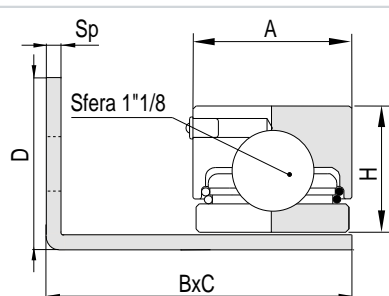
CARDINE INFERIORE GIREVOLE CON SFERA ANELLI DI TENUTA E OLIAITORE



Lower pintle in zinked steel, with ball rollers bearing, grommets oiler
 Pivot inférieur tournante en acier zingué, avec boule anneaux d'étanchéité en caoutchouc et graisseur

COD.	A	H	KG		KG	€/pz
P2000/50S	50	40	250	10	0,520	
P2000/65S	65	46	350	4	1,035	

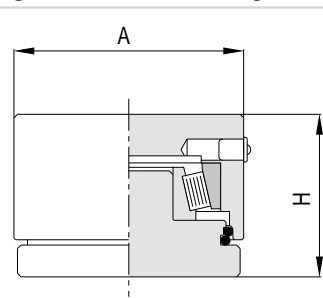
CARDINE INFERIORE GIREVOLE CON SFERA ANELLI DI TENUTA E OLIAITORE



Lower pintle in zinked steel, with ball rollers bearing, grommets oiler
 Pivot inférieur en acier zingué, avec anneaux d'étanchéité en caoutchouc et graisseur

COD.	A	B	C	D	H	Sp	KG		KG	€/pz
P2000/50SP	50	100	50	60	40	7	180	10	0,960	
P2000/65SP	65	117	65	70	46	8	250	4	0,795	

CARDINE INFERIORE GIREVOLE CON CUSCINETTO REGGISPINTA E OLIAITORE



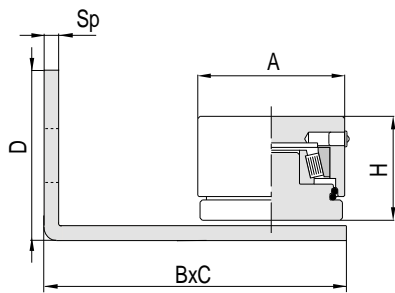
Lower pintle in zinked steel, with thrust taper rollers bearing, grommets oiler
 Pivot inférieur en acier zingué, avec rouleaux coniques, anneaux d'étanchéité en caoutchouc et graisseur

COD.	A	H	KG		KG	€/pz
P2000/45	45	39,5	200	10	0,430	
P2000/50	50	40	250	8	0,520	
P2000/65	65	46	350	4	1,035	
P2000/70	70	46	300	4	1,190	
P2000/120	120	52	700	1	3,500	

Art. C2000R/120 NUOVO PRODOTTO
 Art. C2000R/50P NUOVO PRODOTTO
 Art. C2000R/120 NUOVO PRODOTTO

Art. P2000/120 NUOVO PRODOTTO
 Art. P2000/45 NUOVO PRODOTTO
 Art. P2000/120 NUOVO PRODOTTO

CARDINE INFERIORE GIREVOLE CON CUSCINETTO REGGISPINTA E OLIAIORE

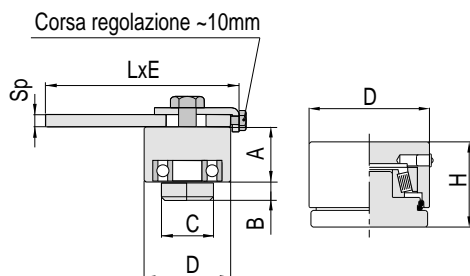


Lower pintle in zinked steel, with thrust taper rollers bearing, grommets oiler

Pivot inférieur tournante en acier zingué, avec coussinet à roulement conique, anneaux d'étanchéité en caoutchouc et graisseur

COD.	A	B	C	D	H	Sp	KG		KG	€/pz
P2000/50P	50	100	50	60	40	7	180	10	0,960	
P2000/65P	65	117	65	70	46	8	250	4	0,795	

KIT CARDINI SUPERIORE E INFERIORE



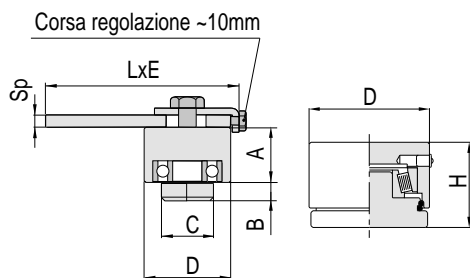
Coppia di cardini superiore ed inferiore, in acciaio zincato. Cardine superiore registrabile, con cuscinetto a sfere e tappo in plastica. Piastra inferiore con cuscinetto reggispinta e oliatore.

Lower and upper pintles, in zinked steel. Upper pintle with horizontal adjustment, with ball bearing and cap. Lower rotating plate, in zinked steel, with thrust taper rollers bearing and oiler.

Couple de pivot, supérieur et inférieur, en acier zingué. Pivot supérieur en acier zingué, à réglage horizontal, avec coussinet et bouchon. Plaque tournante inférieure avec coussinet à rouleaux coniques et graisseur.

COD.	A	B	C	D	E	L	H	Sp	KG		KG	€/pz
KIT/CARD/50	10,5	32	30	50	50	123	40	7	250	1	1,380	

KIT CARDINI SUPERIORE E INFERIORE



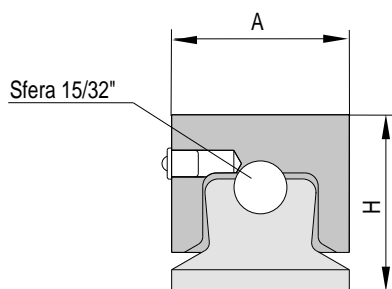
Coppia di cardini superiore ed inferiore, in acciaio zincato. Cardine superiore registrabile, con cuscinetto a sfere e tappo in plastica. Piastra inferiore con cuscinetto reggispinta e oliatore.

Lower and upper pintles, in zinked steel. Upper pintle with horizontal adjustment, with ball bearing and cap. Lower rotating plate, in zinked steel, with thrust taper rollers bearing and oiler.

Couple de pivot, supérieur et inférieur, en acier zingué. Pivot supérieur en acier zingué, à réglage horizontal, avec coussinet et bouchon. Plaque tournante inférieure avec coussinet à rouleaux coniques et graisseur.

COD.	A	B	C	D	E	L	H	Sp	KG		KG	€/pz
KIT/CARD/70	13,5	26	30	70	70	127	46	10	300	1	2,390	
KIT/CARD/120	11,7	39	58	120	120	210	52	12	700	1	8,500	

CARDINE INFERIORE GIREVOLE CON SFERA E OLIAIORE



Permette oscillazione fino a 4°

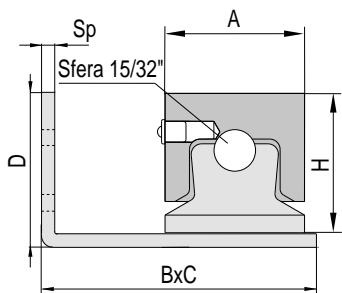

Inferior pintle in zinked steel, with ball and oiler. Oscillating stop up to 4°

Pivot inférieur tournante en acier zingué, avec boule, et graisseur. Butée oscillant 4°

COD.	A	H	KG		KG	€/pz
P2000/30S	30	35	60	10	0,180	
P2000/40S	40	40	70	10	0,350	

Art. KIT/CARD/120 NUOVO PRODOTTO
 Art. KIT/CARD/70 NEU ERGÄNZT
 Art. KIT/CARD/120 NOUVEAU PRODUIT

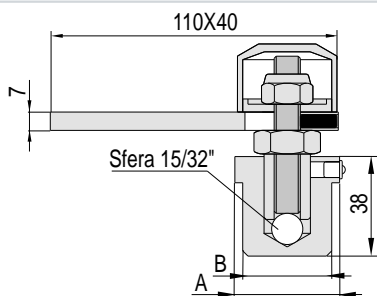
CARDINE INFERIORE GIREVOLE CON SFERA E OLIAITORE



Permette una oscillazione fino a 4°
 Lower pintle in zinked steel, with ball and oiler. It allows an oscillation up to 4°
 Pivot inférieur tournante en acier zingué avec boule, et graisseur. Il permet une oscillation jusqu'au 4°

COD.	A	B	C	D	H	Sp	KG	KG	KG	€/pz
P2000/30SP	30	85	40	60	35	7	55	10	0,480	
P2000/40SP	40	85	40	60	40	7	75	4	0,650	

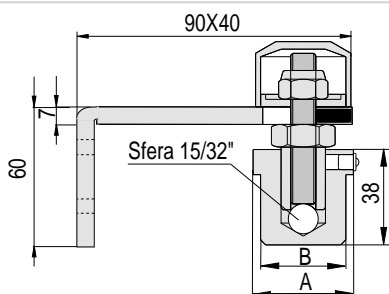
CARDINE SUPERIORE REGISTRABILE CON SFERA E OLIAITORE



Upper pintle in zinked steel, with vertical adjustment, with ball and oiler
 Pivot supérieur en acier zingué, à réglage vertical, avec boule et graisseur

COD.	A	B	KG	KG	KG	€/pz
C2000R/30S	30	24	70	10	0,550	
C2000R/40S	40	34	80	4	0,790	

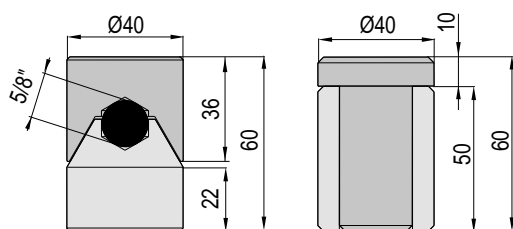
CARDINE SUPERIORE REGISTRABILE CON SFERA E OLIAITORE



Upper pintle in zinked steel, with vertical adjustment, with ball and oiler
 Pivot supérieur en acier zingué, à réglage vertical, avec boule et graisseur

COD.	A	B	KG	KG	KG	€/pz
C2000R/30SP	30	24	65	10	0,640	
C2000R/40SP	40	34	75	4	0,880	

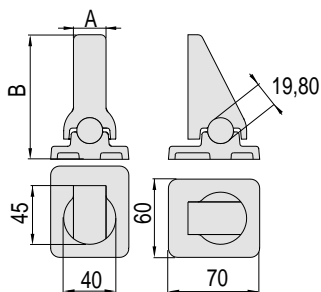
COPPIA DI CARDINI IN ACCIAIO ZINCATO



Coppia di cardini, superiore ed inferiore, in acciaio zincato. Cardine inferiore con sfera cementata
 Lower and upper pintles in zinked steel. Lower pintle with cemented sphere
 Couple de pivot, supérieur et inférieur, en acier zingué. Pivot inférieur avec bille

COD.	KG	KG	KG	€/pz
P2001/40S	100	10	1,150	

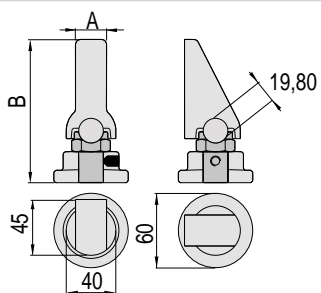
CARDINE INFERIORE GIREVOLE CON SFERA



Lower pintle in zinked steel, with ball
 Pivot inférieur tournante en acier zingué avec boule

COD.	A	B	KG	KG	KG	€/pz
C2000PS	25	95,5	80	20	1,150	
C2000PS/35	35	100,5	100	20	1,260	

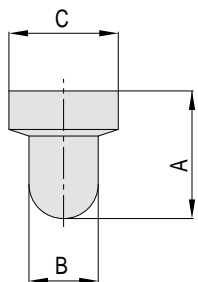
CARDINE INFERIORE GIREVOLE REGISTRABILE CON SFERA



Lower pintle in zinked steel, adjustment, with ball
 Pivot inférieur tournante en acier zingué, réglage, avec boule

COD.	A	B	KG	KG	KG	€/pz
C2000PSR	25	115,5	80	4	1,220	
C2000PSR/35	35	120,5	100	4	1,400	

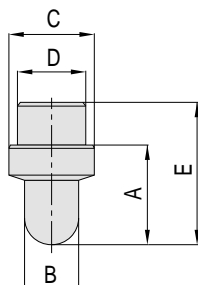
PERNO INFERIORE A SALDARE PER PIASTRA BASE



- Perno inferiore a saldare, in acciaio, per piastre base (art. PB/18, PB/22)
- Lower pin, to be welded in steel for base plate (art. PB/18, PB/22)
- Pivot inférieur, à souder, en acier, pour plaque base (art. PB/18, PB/22)

COD.	A	B	C	KG	KG	KG	€/pz
PIS/18	35	20	30	140	24	0,100	
PIS/22	35	24	35	170	18	0,140	

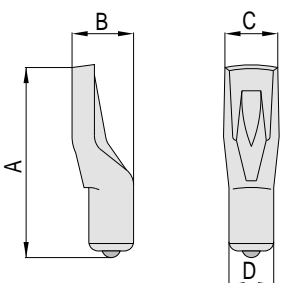
PERNO INFERIORE AD INSERIMENTO PER PIASTRA BASE



- Perno inferiore ad inserimento, in acciaio, per piastre base (art. PB/18, PB/22).
- Lower pin, to be inserted in steel for base plate (art. PB/18, PB/22)
- Pivot inférieur, à enfler, en acier, pour plaque base (art. PB/18, PB/22).

COD.	A	B	C	D	E	KG	KG	KG	€/pz
PIF/18	35	20	30	24	50	140	12	0,160	
PIF/22	35	24	35	29	50	170	12	0,220	

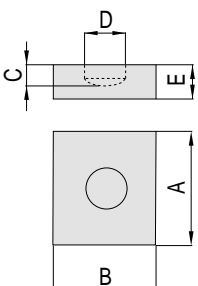
PILETTA CON TERMINALE A SFERA IN ACCIAIO ZINCATO



- Piletta con terminale a sfera, in acciaio zincato (per art. PB/18, PB/22)
- Zinked lower pintle ending by casehardened ball (for art. PB/18, PB/22)
- Pivot inférieur avec extrémité à bille cimentée (per art. PB/18, PB/22)

COD.	A	B	C	D	KG	KG	KG	€/pz
PIP/18	86	28	27	20	100	12	0,185	
PIP/22	100	32	34	24	140	12	0,315	

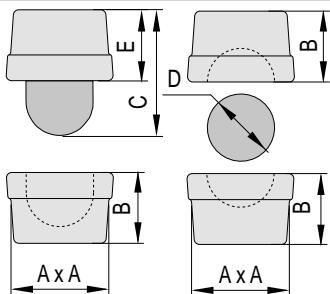
PIASTRA BASE IN ACCIAIO ZINCATO



- Piastrina base in acciaio zincato (per art. PIS/18-22, PIF/18-22 e PIP/18-22)
- Base plate in zinked steel (for art. PIS/18-22, PIF/18-22 and PIP/18-22)
- Plaque base en acier zingué (pour art. PIS/18-22, PIF/18-22 et PIP/18-22)

COD.	A	B	C	D	E	KG	KG	€/pz
PB/18	70	60	8	20,5	15	12	0,415	
PB/22	70	60	10	24,5	20	12	0,535	

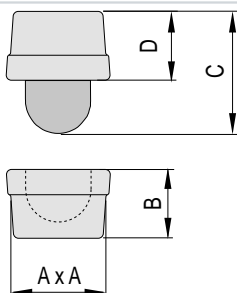

COPPIA DI CARDINI, SUPERIORE CON PERNO E INFERIORE CON SFERA



- Couple of pintles upper with pin, lower on ball
- Couple de gonds supérieur avec pivot inférieur avec bille

COD.	A	B	C	D	E	Tubolari Tubular Tubulaires	KG	KG	KG	€/pz
C2001/40	40	27	48	1"	21,5	40x40	150	3	0,984	
C2001/50	50	28	45	28	17	50x50	180	3	1,716	

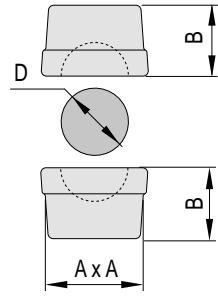

CARDINE SUPERIORE CON PERNO



- Upper pintle with pin
- Gond supérieur avec pivot

COD.	A	B	C	D	Tubolari Tubular Tubulaires	KG	KG	KG	€/pz
C2001/40S	40	27	48	21,5	40x40	75	6	0,492	
C2001/50S	50	28	45	17	50x50	90	6	0,858	

CARDINE INFERIORE CON SFERA CEMENTATA

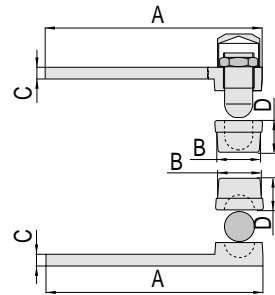


Lower pintle with cemented ball

Pivot inférieur avec boule

COD.	A	B	D	Tubolari Tubular Tubulaires	KG	KG	KG	€/pz
C2001/40I	40	27	1"	40x40	75	6	0,492	
C2001/50I	50	28	28	50x50	90	6	0,858	



COPPIA DI CARDINI SUPERIORE E INFERIORE REGISTRABILI



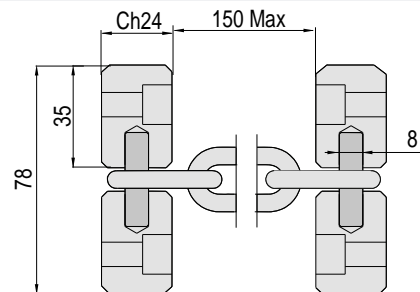

Couple of pintles upper and lower, on ball with vertical adjustment

Couple de gonds supérieur et inférieur sur bille avec réglage vertical

COD.	A	B	C	D	Tubolari Tubular Tubulaires	KG	KG	KG	€/pz
C2000/40	185	35	10	27	40x40	130	1	2,125	
C2000/50	190	45	10	28	50x50	150	1	2,900	



SISTEMA DI RITENUTA PER CANCELLI A BATTENTE



Sistema di ritenuta per cancelli a battente, a saldare o ad avvitare, in acciaio zincato

Restraint system for swing gates, to be welded or screwed, in zinked steel

Système de retenue pour portails à battant, à souder ou à visser, en acier zingué

COD.	KG	KG	KG	€/pz
RCB	150	6	0,586	

AD ESAURIMENTO TO ENTREE EN STOCK A REPOSER

Nuova sicurezza per cancelli a battente a pag. 173

New safety restraint system on page 173

Nouvelle sécurité pour portails battants à la page 173

■ ■ Accessori per portoni con apertura a battente

🇬🇧 Accessories for swing gates

■ ■ Accessoires pour portails à battant





ACCESSORI

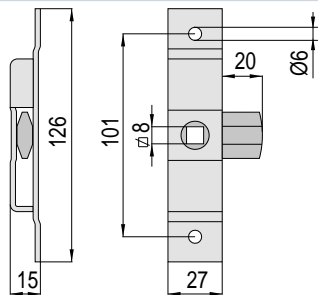
🇮🇹 SERRATURE, CHIUSURE, MANIGLIE E CATENACCI

🇬🇧 LOCKS, CLOSURES, HANDLES AND BOLTS

🇫🇷 SÉRRURES, FERMETURES, POIGNÉE ET VERROUS



CHIAVISTELLO A SCATTO IN ACCIAIO ZINCATO

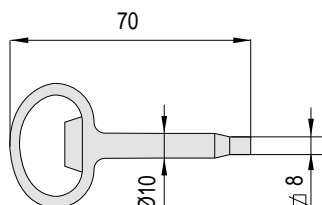


🇬🇧 Snap latch in zinked steel

🇫🇷 Verrou à déclencher en acier zingué

COD.			€/pz
CS8	20	0,140	

CHIAVE PER CHIAVISTELLO A SCATTO (art. CS8)

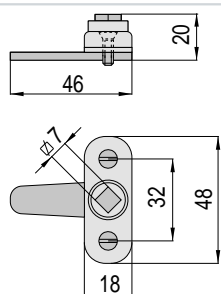


🇬🇧 Snap latch key (art. CS8)

🇫🇷 Clé verrou à déclenche en acier zingué (art. CS8)

COD.			€/pz
CCS8	20	0,020	

TAVELLINO PER SPORTELLI IN ACCIAIO ZINCATO

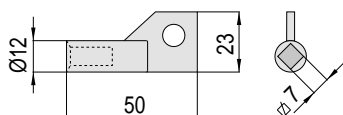


🇬🇧 Latch for flap doors, in zinked steel

🇫🇷 Loquet en acier zingué pour volets

COD.			€/pz
T7	50	0,046	

CHIAVE PER TAVELLINO (art. T7 - TS7)

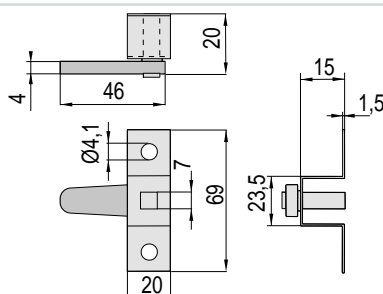


🇬🇧 Key for latch (art. T7 - TS7)

🇫🇷 Clé pour loquet (art. T7 - TS7)

COD.			€/pz
CT7	50	0,010	

TEVELLINO PER SPORTELLI IN ACCIAIO ZINCATO A SALDARE

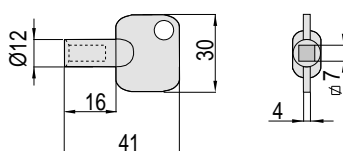


🇬🇧 Latch for flap doors, in zinked steel, to be welded

🇫🇷 Loquet en acier zingué pour volets, à souder

COD.			€/pz
TS7	50	0,043	

CHIAVE PER TAVELLINO IN PLASTICA (art. T7 - TS7)

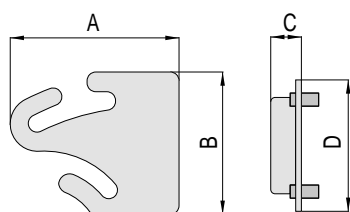


🇬🇧 Key for latch, in plastic (art. T7 - TS7)

🇫🇷 Clé pour loquet en plastique (art. T7 - TS7)

COD.			€/pz
CTS7	50	0,004	

CERNIERA WASISTAS IN ACCIAIO DX E SX

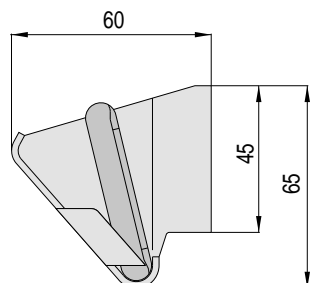


W Wasistas hinge in steel DX and SX

Charnière wasistas en acier DX et SX

COD.	A	B	C	D			€/pz
CW65	75	66	14	60	20	0,105	
CW85	92	87	11	79	20	0,105	

CERNIERA WASISTAS A SALDARE VERSIONE DX E SX

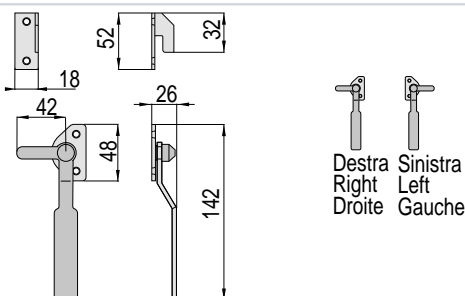


W Wasistas hinge to be welded, right and left version

Charnière wasistas à souder, version droite et gauche

COD.			€/pz
CWDS	10 coppie (1 DX + 1 SX)	0,140 (coppia)	

MANIGLIA DI BLOCCO ZINCATA VERSIONE DX E SX

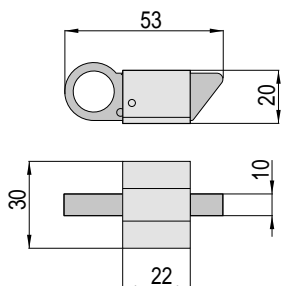


W Blocking handle zinc-chrome plated, right and left version

Poignée de blocage, en acier zingué et chromé, version droite et gauche

COD.	Versione Version			€/pz
MB/S	Sinistra left Gauche	12	0,135	
MB/D	Destra Right Droite	12	0,135	

CRICCHETTO PICCOLO PER SOPRALUCI A PACCHETTO IN ACCIAIO ZINCATO

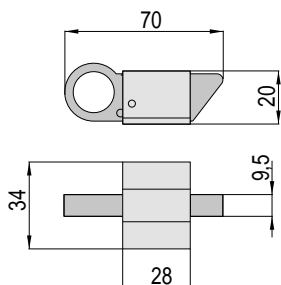


W Little size ratchet for upper window, in zinked steel, with movable central part

Rochet mignon pour fenêtres, en acier zingué, partie centrale mobile

COD.			€/pz
C53	50	0,060	

CRICCHETTO MEDIO PER SOPRALUCI A PACCHETTO IN ACCIAIO

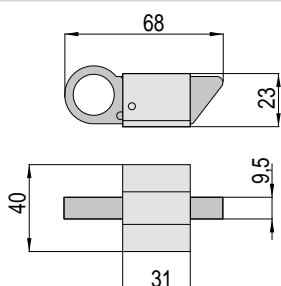


W Medium size ratchet for upper window, in steel, with movable central part

Rochet moyen pour fenêtres, en acier, partie centrale mobile

COD.			€/pz
C75	60	0,098	

CRICCHETTO MEDIO PER SOPRALUCI A PACCHETTO IN ACCIAIO ZINCATO

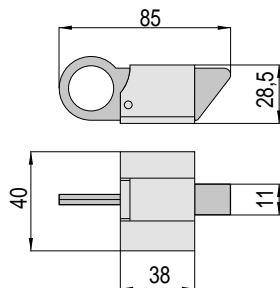


W Medium size ratchet for upper window, in zinked steel, with movable central part

Rochet moyen pour fenêtres, en acier zingué, partie centrale mobile

COD.			€/pz
C65	50	0,070	

CRICCHETTO GRANDE PER SOPRALUCI A PACCHETTO IN ACCIAIO

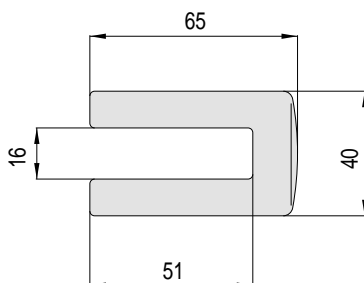


Big size ratchet for upper window, in steel, with movable central part

Rochet grand pour fenêtres, en acier, partie centrale mobile

COD.			€/pz
C87	40	0,146	

PIASTRINA APERTA IN ACCIAIO PER CRICCHETTO MEDIO

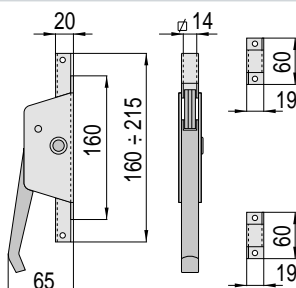


Open plate in steel, for medium ratchet

Platine ouverte en acier, pour rochets moyens

COD.			€/pz
PC16	50	0,030	

CARIGLIONI A LEVA A DOPPIA AZIONE, SENZA CHIUSURA, IN ACCIAIO ZINCATO

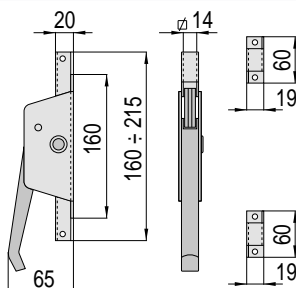


Double action lever bolt, in zinked steel, without locking

Crémone à levier à double action en acier zingué, sans fermeture

COD.			€/pz
CAR/Z	5	0,880	

CARIGLIONE A LEVA A DOPPIA AZIONE A SALDARE ZINCATO

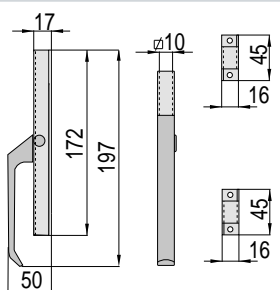


Double action lever bolt, in zinked steel

Crémone à levier à double action en acier zingué

COD.			€/pz
CAR/N	5	0,940	

CARIGLIONE A LEVA A DOPPIA AZIONE COLORE NERO

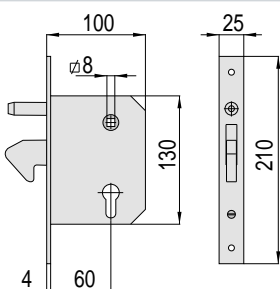


Double action lever bolt, in zinked steel, black colour, with guide bars, pins, screws. To be welded

Crémone a levier à double action en acier zingué. Version à souder

COD.			€/pz
CAR/C	8	0,358	

SERRATURE A GANCIO A SAGOMA EUROPEA (CILINDRO E 3 CHIAVI) CON PERNO

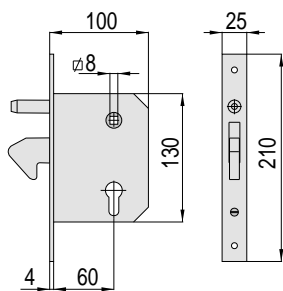


Hook lock with pin, in zinked steel. European profile removable cylinder 54mm in brass, 3 keys and fixing screw

Serrure à crochet avec pivot, en acier zingué. Cylindre profil européen, à enlever 54mm en laiton, avec 3 clés et vis de fixation

COD.			€/pz
S102/60	12	1,235	

SERRATURE A GANCIO A SAGOMA EUROPEA (SENZA CILINDRO) CON PERNO

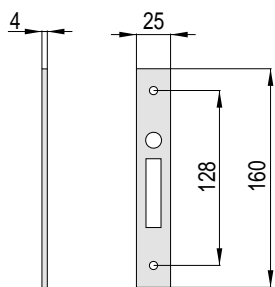


🇬🇧 Hook lock with pin, in zinked steel.

🇫🇷 Serrure à crochet avec pivot, en acier zingué.

COD.			€/pz
S102/60E	12	1,235	

CONTROPIASTRA IN ACCIAIO ZINCATO PER SERRATURE (art. S102/60)

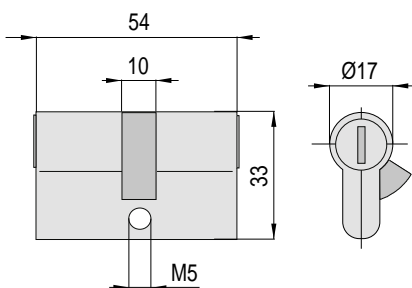


🇬🇧 Counterplate in zinked steel, for lock (art. S102/60)

🇫🇷 Contre-platine en acier zingué, pour serrure (art. S102/60)

COD.			€/pz
CS102/60	24	0,100	

CILINDRO IN OTTONE PER SERRATURA, CON TRE CHIAVI

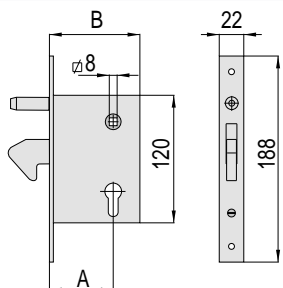


🇬🇧 Cylinder in brass, 3 keys and fixing screw

🇫🇷 Cylindre en laiton avec 3 clés et vis de fixation

COD.			€/pz
C54C	12	0,190	

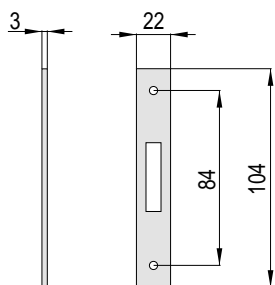
SERRATURE A GANCIO A SAGOMA EUROPEA (CON CILINDRO) CON PERNO



🇮🇹 Cilindro sfilabile da 54mm in ottone, con 3 chiavi e viti di fissaggio
 🇬🇧 Hook lock, in zinked steel. European profile removable cylinder 54mm in brass, 3 keys and fixing screw
 🇫🇷 Serrure à crochet, en acier zingué. Cylindre profilé européen, à enlever 54mm en laiton, avec 3 clés et vis de fixation

COD.	A	B			€/pz
S102/30	30	56	12	0,585	
S102/40	40	66	12	0,620	
S102/50	50	76	12	0,655	

CONTROPIASTRA IN ACCIAIO ZINCATO PER SERRATURE



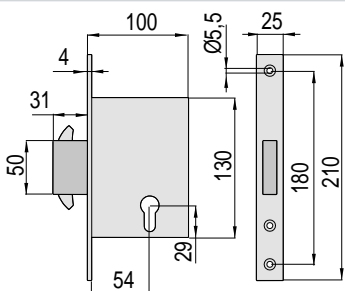
🇮🇹 Contropiastra in acciaio zincato per serrature (art. S102/30, S102/40, S102/50)

🇬🇧 Counterplate in zinked steel, for lock (art. S102/30, S102/40, S102/50)

🇫🇷 Contre-platine en acier zingué pour serrure (art. S102/30, S102/40, S102/50)

COD.			€/pz
CS102	24	0,045	

SERRATURA A DOPPIO GANCIO PER CANCELLI AUTOMATIZZATI



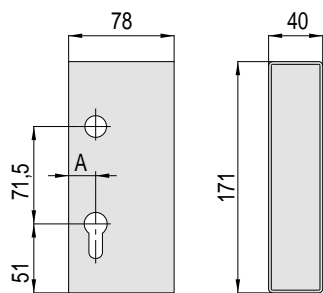
🇮🇹 Serratura con doppio gancio antistrappo a scomparsa, in acciaio zincato

🇬🇧 Double hook lock for automatized gates, in zinked steel

🇫🇷 Serrure double crochet pour portails automatisés en acier zingué

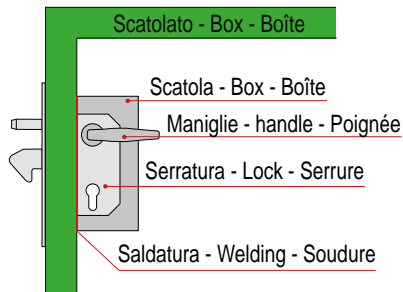
COD.			€/pz
S102/54AE	12	0,760	

SCATOLA COPRISERRATURA IN ACCIAIO ZINGATO



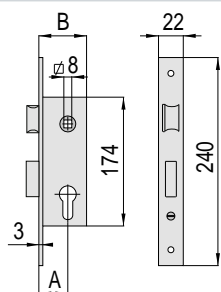
🇬🇧 Cover-lock box, in zinked steel

🇫🇷 Boîte couvre serrure, en acier zingué



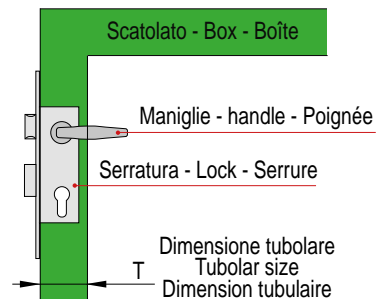
COD.	A			€/pz
SSA	20	10	0,580	
SSB	10	10	0,580	

SERRATURA PER CANCELLI A BATTENTE CON CILINDRO E 3 CHIAVI



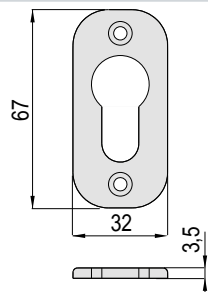
🇬🇧 Lock for swing gate. With cylinder and 3 keys

🇫🇷 Serrure pour portails à battant avec cylindre. Avec cylindre et 3 clés



COD.	A	B	T			€/pz
S174/40	21	33	40X40	12	0,660	
S174/45	25	40	45X45	12	0,550	
S174/50	30	45	50X50	12	0,700	

MOSTRINA COPRICILINDRO IN PLASTICA

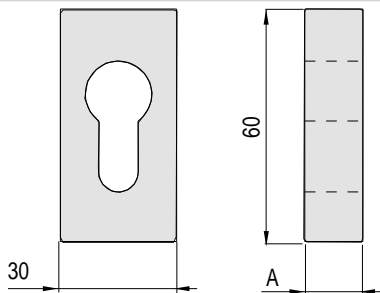


🇬🇧 Cover for cylinder in plastic

🇫🇷 Couvre-cylindre en plastique

COD.	Colore Color Couleur			€/pz
MCC67	Nero Black Noir	24	0,005	
MCC67/B	Bianco White Blanc	24	0,005	

MOSTRINA COPRICILINDRO, A SALDARE, IN ACCIAIO GREZZO



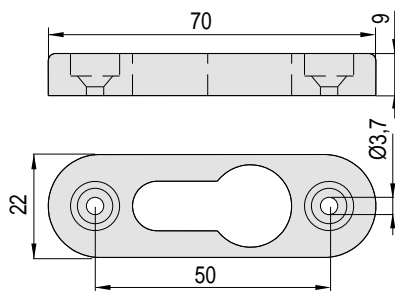
🇬🇧 Cover for cylinder to weld in raw steel

🇫🇷 Couvercle cylindre à souder en acier brut

COD.	A			€/pz
MCC60/5	5	24	0,054	
MCC60/10	10	24	0,107	
MCC60/15	15	24	0,161	

art. MCC67/B NUOVO PRODOTTO art. MCC67/B NUOVO AU PRODUIT

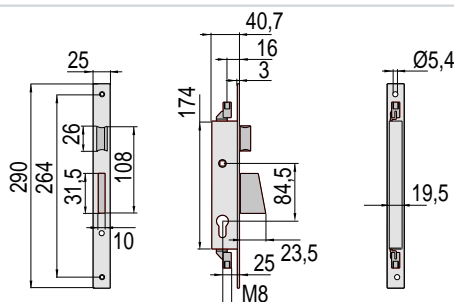
MOSTRINA COPRICILINDRO IN ALLUMINIO



Cover for cylinder in aluminium
 Couvre-cylindre en aluminium

COD.	Colore Color Couleur			€/pz
MCC70/N	Nero Black Noir	10	0,024	
MCC70/AL	Alluminio Aluminium Aluminium	10	0,024	
MCC70/G	Grezza Rough Brut	10	0,024	

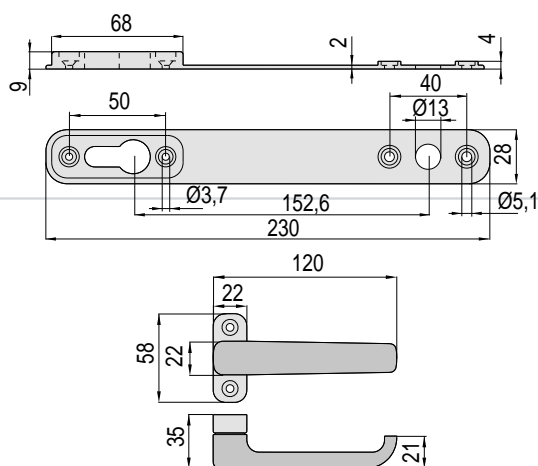
SERRATURA PER INFERRIATA A BATTENTE IN ACCIAIO ZINCATO



Serratura in acciaio zincato, 3 punti di chiusura, per scatolato 40 mm, corsa 16 mm con contropiastra
 Lock in zinked steel, 3 locking points, suitable for box-type 40 mm, stroke 16 mm with striker plate
 Serrure en acier zingué, 3 points de fermeture, pour boîte 40 mm, course 16 mm avec contre-platine

NOTE	COD.			€/pz
Comando scrocco con maniglia Spring latch with handle Commande du dé clic avec poignée	S174/40E	4	0,590	
Serratura senza maniglia. Comando scrocco con cilindro Lock without handle. Spring latch by cylinder Serrure sans poignée. Commande du dé clic avec cylindre	S174/40E/SM	4	0,590	

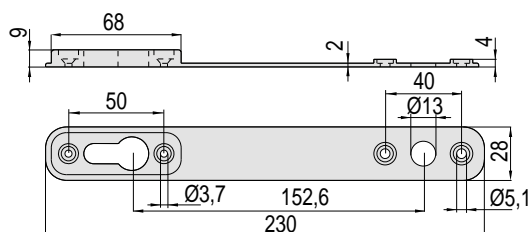
MOSTRINA SERRATURA CON MANIGLIA



Mostrina in alluminio verniciato nero, con maniglie in alluminio verniciate nere della serie M102BN70
 Black aluminium badge, with black aluminium handle M102BN70 series
 Ecousson en aluminium, verni noir, avec poignées en aluminium vernie noir de la série M102BN70

COD.			€/pz
MMCC230	10	,150	

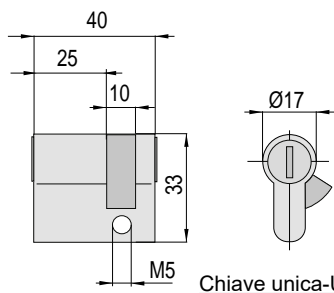
MOSTRINA SERRATURA - MANIGLIA



Mostrina in alluminio verniciato nero, per maniglie della serie M102B
 Black aluminium badge for handles M102B series
 Ecousson en aluminium, verni noir, pour poignées de la série M102B

COD.			€/pz
MCC230	10	0,046	

MEZZO CILINDRO IN OTTONE, PROFILO EUROPEO

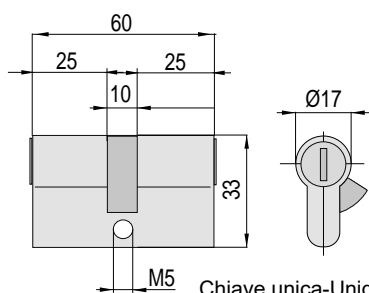


Chiave unica-Unique key-Clé unique

Mezzo cilindro di sicurezza 30/10 in ottone cromo satinato. Con 2 chiavi e vite di fissaggio
 Half safety cylinder 30/10 in satin chrome brass. 2 keys and set screw.
 Demi-cylindre de sûreté 30/10 en laiton chrome satiné. 2 clés et vis de fixation.

COD.			€/pz
C30/10E	12	0,133	
C30/10U1	12	0,133	

CILINDRO IN OTTONE PASSANTE

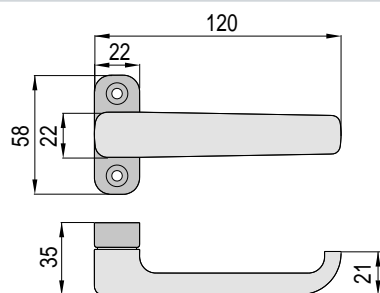


Chiave unica-Unique key-Clé unique

Cilindro di sicurezza 30/30 in ottone cromo satinato. 2 chiavi e vite di fissaggio
 Safety cylinder 30/30 in satin chrome brass. 2 keys and set screw.
 Cylindre de sûreté 30/30 en laiton chrome satiné. 2 clés et vis de fixation.

COD.			€/pz
C30/30E	1	0,182	
C30/30U1	1	0,182	

MEZZA MANIGLIA IN ALLUMINIO PER PERSIANE BLINDATE E INFERRIATE

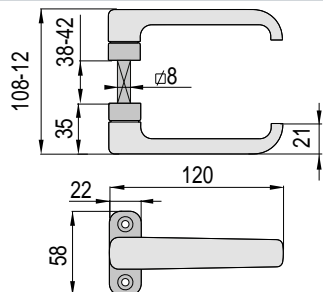


Half handle in aluminium for armored blinds and grilles

Demie poignée en aluminium pour volets blindés

COD.	Colore Color Couleur			€/pz
M102BN70	Nero RAL8005 Black RAL8005 Noir RAL8005	10	0,104	
M102B70/B	Bianco RAL9010 White RAL9010 Blanc RAL9010	10	0,104	
M102B70/M	Marrone RAL8017 Brown RAL8017 Marron RAL8017	10	0,104	
M102B70/V	Verde RAL6005 Green RAL6005 Vert RAL6005	10	0,104	
M102B70/A	Argento Silver Argent	10	0,104	

MANIGLIA IN ALLUMINIO PER PERSIANE BLINDATE

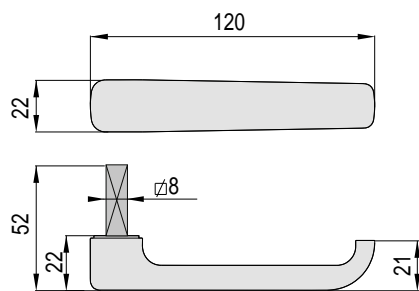


Handle in aluminium for armored blinds and grilles

Poignée en aluminium pour volets blindés

COD.	Colore Color Couleur			€/pz
M102BN/2	Nero RAL8005 Black RAL8005 Noir RAL8005	10	0,212	
M102B/2/B	Bianco RAL9010 White RAL9010 Blanc RAL9010	10	0,212	
M102B/2/M	Marrone RAL8017 Brown RAL8017 Marron RAL8017	10	0,212	
M102B/2/V	Verde RAL6005 Green RAL6005 Vert RAL6005	10	0,212	
M102B/2/A	Argento Silver Argent	10	0,212	

MEZZA MANIGLIA ESTRAIBILE IN ALLUMINIO

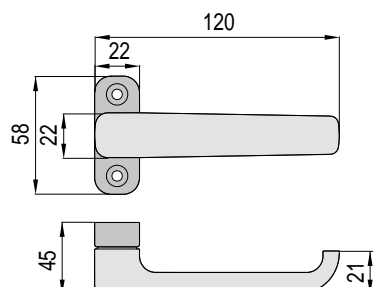


Removable half handle in aluminium

Demie poignée en aluminium enfilable

COD.			€/pz
M102BNE	10	0,088	

MEZZA MANIGLIA ALTA IN ALLUMINIO PER PERSIANE BLINDATE

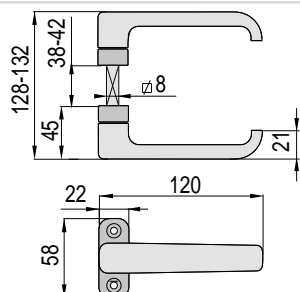


Removable half handle in aluminium for armored blinds

Demie poignée en aluminium pour volets blindés

COD.	Colore Color Couleur			€/pz
M102BN80	Nero RAL8005 Black RAL8005 Noir RAL8005	10	0,104	
M102B80/A	Argento Silver Argent	10	0,104	

MANIGLIA ALTA IN ALLUMINIO PER PERSIANE BLINDATE

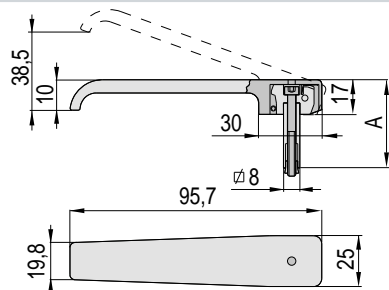


Handle in aluminium for armored blinds

Poignée en aluminium pour volets blindés

COD.	Colore Color Couleur			€/pz
M102BNA/2	Nero RAL8005 Black RAL8005 Noir RAL8005	10	0,244	
M102BA/2/A	Argento Silver Argent	10	0,244	

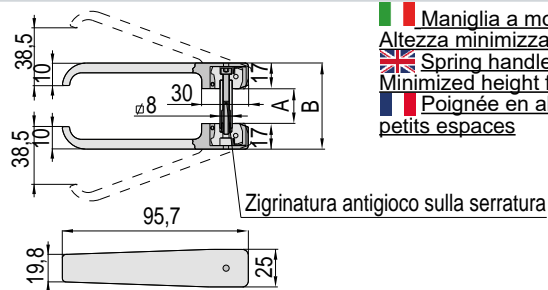
MEZZA MANIGLIA IN ALLUMINIO, A MOLLA, PER PERSIANE BLINDATE



Mezza maniglia a molla, in alluminio, per persiane blindate. Altezza minimizzata per spazi ridotti.
Half handle for armoured shutters, in aluminium. Minimized height for small spaces.
Demi-poignée en aluminium pour les volets blindés. Hauteur minimale pour les petits espaces

COD.	A	Scatolato Box Boîte			€/pz
M102BN30/R	38,5	30	10	0,080	
M102BN45/R	43,5	>30	10	0,080	

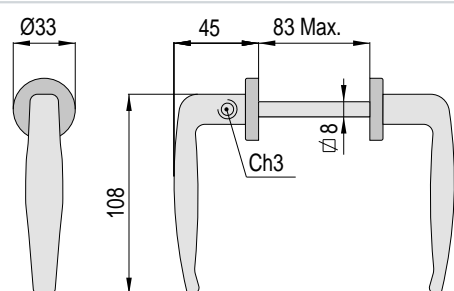
MANIGLIA DOPPIA IN ALLUMINIO, A MOLLA, PER PERSIANE BLINDATE



Maniglia a molla, in alluminio, per persiane blindate. Altezza minimizzata per spazi ridotti.
Spring handle for armoured shutters, in aluminium. Minimized height for small spaces.
Poignée en aluminium pour les volets blindés. Hauteur minimale pour les petits espaces

COD.	A	B			€/pz
M102BN/2R/30	30,5	66,5	10	0,142	
M102BN/2R/40	40,5	76,5	10	0,146	
M102BN/2R/50	50,5	86,5	10	0,150	

MANIGLIA IN LEGA VERNICIATA NERA CON GRANO



Handle in black painted alloy with washers and fixing dowel

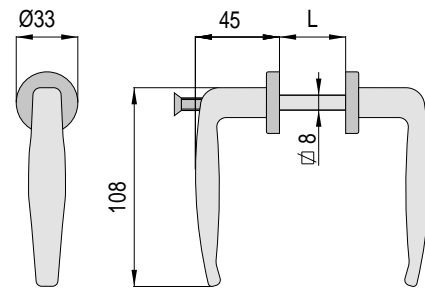
Poignée en alliage peint en noir, avec rondelles et grain de fixage

COD.			€/pz
M102N	5	0,270	

art. AD ESABIMENTO art. OUVRIERSON art. A EFUSEMENT

MANIGLIA IN LEGA VERNICIATA CON VITE

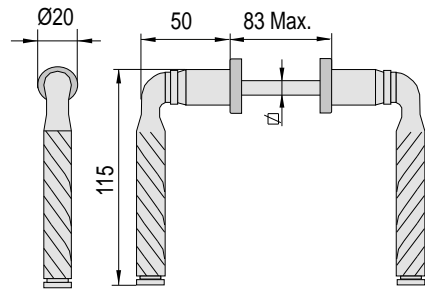
art. - CAD. ESAURIMENTO
art. - C. O. C. C. O. N.
art. - C. A. E. P. U. I. S. E. M. E. N. T. O.



Alloy handle, with fixing screw
Poignée en alliage et vis de fixation

COD.	Versione version version	L			€/pz
M102/1-V	Nera lucida	25 ÷ 35	10	0,215	
M102/2-V	Bright black	35 ÷ 45	10	0,230	
M102/3-V	Noir brillant	40 ÷ 50	10	0,245	
M102/4-V		50 ÷ 60	10	0,260	
M102/2-C	Lucida cromata	35 ÷ 45	10	0,230	
M102/3-C	Bright cromated	40 ÷ 50	10	0,245	
M102/4-C	Chrome poli	50 ÷ 60	10	0,260	

MANIGLIA RUSTICA A DOPPIO INTRECCIO VERNICIATA NERA



Alloy rustic black handle, double weave, with fixing dowel

Bequille rustique à double tressage peint en noire avec vis de fixation

COD.				€/pz
M102RQ7	7	10	0,160	
M102RQ8	8	10	0,170	

MANIGLIA RUSTICA CON PIGNA VERNICIATA NERA



Rustic black handle, crown and fixing dowel


Bequille rustique à double tressage peint en noire avec vis de fixation

COD.				€/pz
M102PQ8	8	10	0,299	

Esempio sezione maniglia in alluminio a molla

Section spring handle in aluminium example

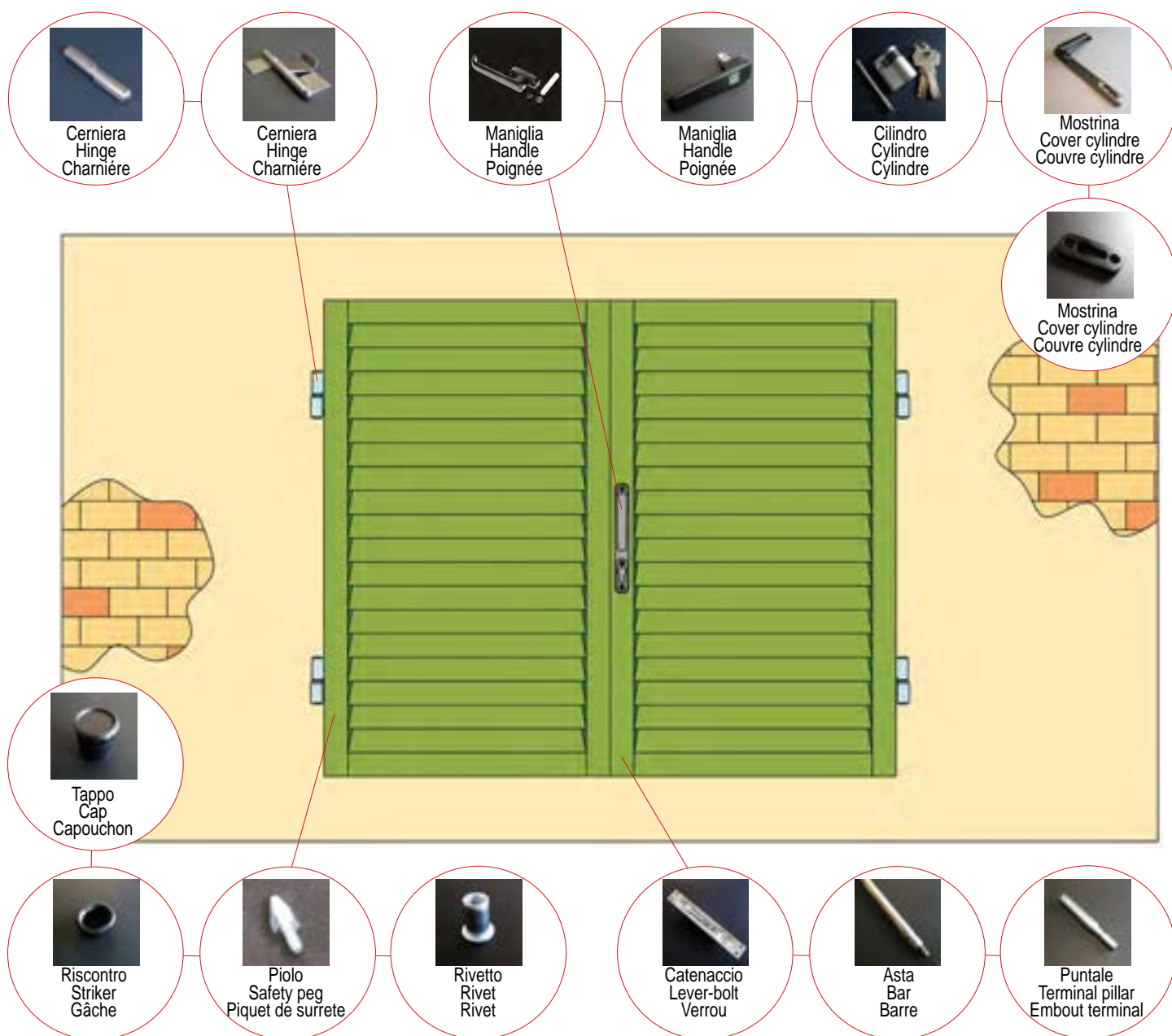
Exemple de section de poignée à ressort en aluminium



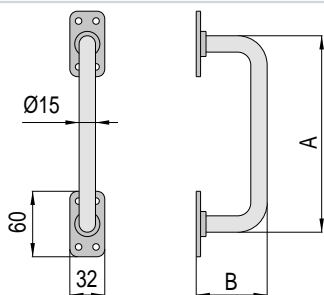
■ ■ Accessori per persiane blindate

■ ■ Accessories for armored blinds

■ ■ Accessoires pour volets blindés



MANIGLIONE PER PORTONI A 2 CURVE VERNICIATO NERO

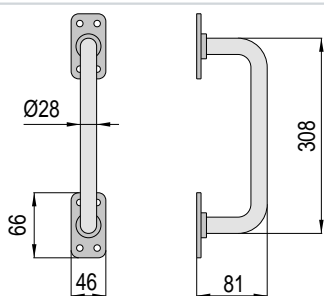


Black gates handle, with 2 curves

Poignée de tirage pour portails, avec 2 courbes, peint en noir

COD.	A	B			€/pz
MPD/180	180	60	10	0,420	
MPD/230	230	60	10	0,480	

MANIGLIONE PER PORTONI A 2 CURVE VERNICIATO NERO

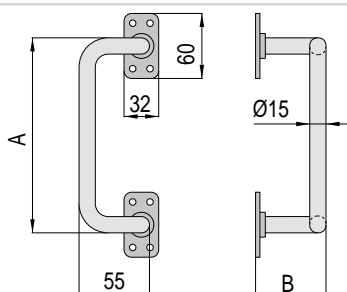


Black gates handle, with 2 curves

Poignée de tirage pour portails, avec 2 courbes, peint en noir

COD.			€/pz
MGD/308	10	0,420	

MANIGLIONE PER PORTONI A 4 CURVE VERNICIATO NERO

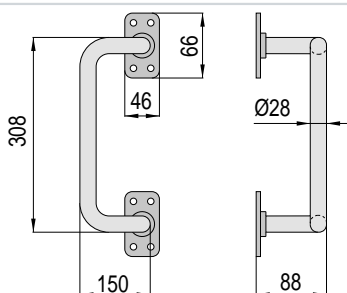


Black gates handle, with 4 curves

Poignée de tirage pour portails, avec 4 courbes, peint en noir

COD.	A	B			€/pz
MPC/180	180	70	10	0,560	
MPC/230	230	70	10	0,640	

MANIGLIONE PER PORTONI A 4 CURVE VERNICIATO NERO

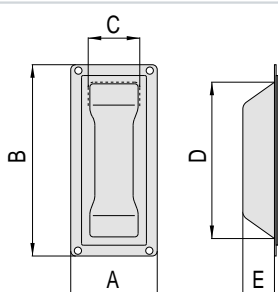


Black gates handle, with 4 curves

Poignée de tirage pour portails, avec 4 courbes, peint en noir

COD.			€/pz
MGC/308	10	0,800	

MANIGLIONE DA INCASSO IN ACCIAIO ZINCATO

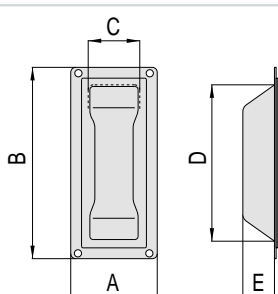


Built-in handle in zinked steel

Poignée à encaisser en acier zingué

COD.	A	B	C	D	E			€/pz
MIP	52	115	29	94	21	20	0,060	
MID	76	175	41	145	22	20	0,170	
MIG	90	200	50	160	22	20	0,210	

MANIGLIA DA INCASSO IN ACCIAIO VERNICIATO NERO

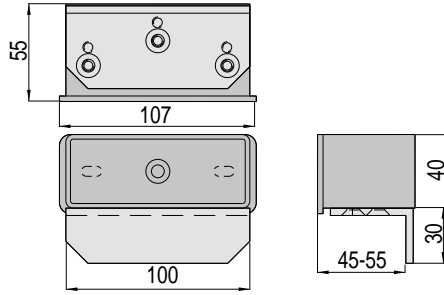


Built-in handle in steel, black varnished

Poignée à encaisser en acier peint en noir

COD.	A	B	C	D	E			€/pz
MIP/N	52	115	29	94	21	20	0,060	
MID/N	76	175	41	145	22	20	0,170	

BATTENTE REGOLABILE IN ACCIAIO ZINCATO PER ELETTROSERRATURE

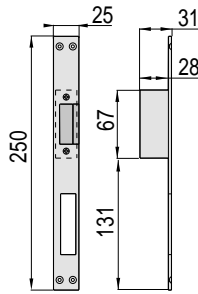


Adjustable swing in zinked steel, for electric locks

Battant réglable en acier zingué, pour serrures électriques

COD.			€/pz
BRE100	16	0,650	

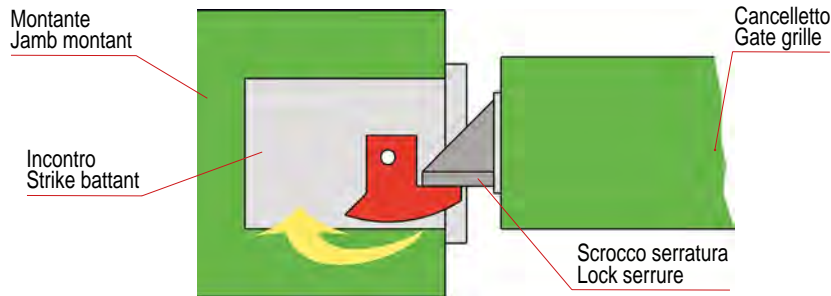
INCONTRO ELETTRICO APRIPORTA, AMBIDESTRO (8-12Vac)



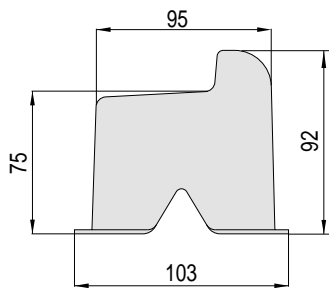
Electric strike door opener, ambidextrous (8-12Vac)

Rencontre électrique ouvre-porte, ambidextre (8-12Vac)

COD.			€/pz
IEL	1	0,270	



ARRESTO PER CANCELLI A BATTENTE IN ACCIAIO ZINCATO

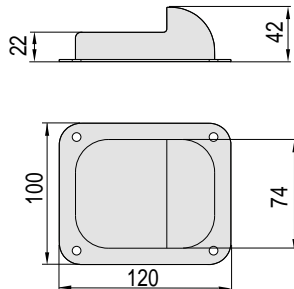



Galvanized stop for swing gates

Butée zingué pour portails à battant

COD.			€/pz
BA100	16	0.318	

ARRESTO PER CANCELLI A BATTENTE ZINCATO AD AVVITARE

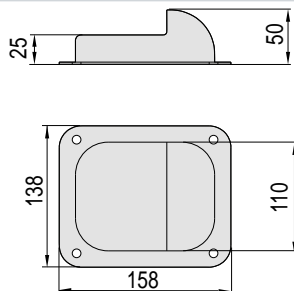



Galvanized stop for swing gates, to be screwed

Butée zingué pour portails à battant

COD.			€/pz
BA120F	6	0,286	

ARRESTO PER CANCELLI A BATTENTE ZINCATO AD AVVITARE

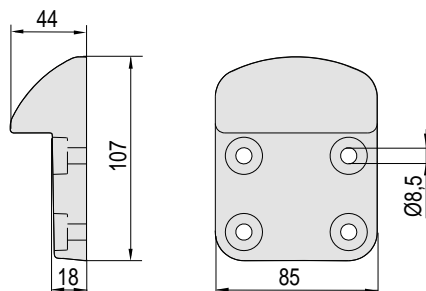


Galvanized stop for swing gates, to be screwed

Butée zingué pour portails à battant

COD.			€/pz
BA160F	6	0,430	

ARRESTO PER CANCELLI A BATTENTE AD AVVITARE

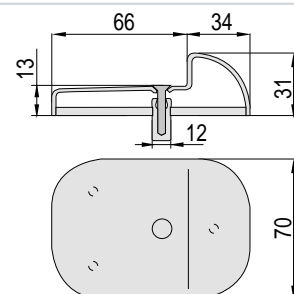


UK Stop for swing gates, in cast steel, to be screwed

FR Butée pour portails à battant, en acier à visser

COD.			€/pz
BA110F	6	1,050	

ARRESTO PER CANCELLI A BATTENTE AD AVVITARE

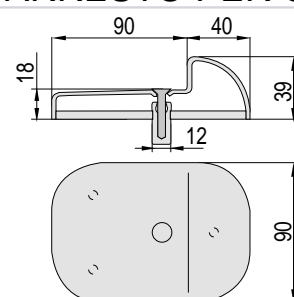


UK Stop for swing gates, in cast steel, to be screwed

FR Butée pour portails à battant, en acier à visser

COD.			€/pz
BA100F	10	0,320	

ARRESTO PER CANCELLI A BATTENTE AD AVVITARE

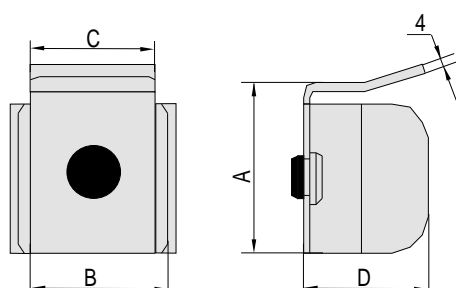


UK Stop for swing gates, in cast steel, to be screwed

FR Butée pour portails à battant, en acier à visser

COD.			€/pz
BA130F	4	0,700	

BATTENTE DI SICUREZZA PER CANCELLI SCORREVOLI

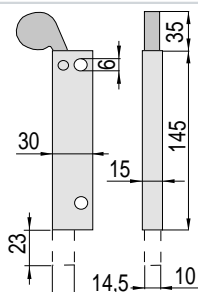


UK Galvanized security stop for swing gates

FR Butée de sécurité zingué pour portails à battant

COD.	A	B	C	D			€/pz
BAS50	59	42	42	45	10	0,420	
BAS60	69	60	52	50	10	0,430	

PALETTO A MOLLA IN ACCIAIO ZINCATO



UK Spring bolt in zinked steel.

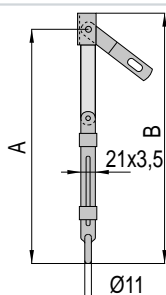
Application ambidextrous

FR Verrou à ressort, en acier zingué.

Application ambidextre

COD.			€/pz
PAM/Z	15	0,380	

PALETTO A LEVA MEDIO ZINCATO PER CANCELLI

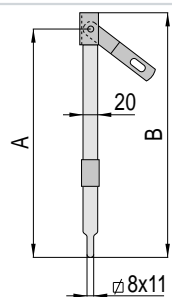


UK Lever sliding bar, in steel, for gates

FR Boulon normal à levier en acier, pour portails

COD.	A	B			€/pz
PL350	340	365	10	0,300	
PL450	393	417	10	0,350	
PL600	493	517	10	0,450	
PL700	685	705	10	0,500	

PALETTA A LEVA PESANTE ZINCATO PER CANCELLI

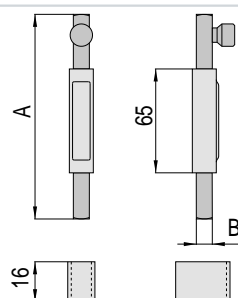


🇬🇧 Heavy lever sliding bar, zinked, for gates

🇫🇷 Boulon brut à levier en acier zingué pour portails

COD.	A	B			€/pz
PLP500	465	490	10	0,670	
PLP700	660	685	10	0,910	

CATENACCIO VERTICALE LEGGERO A SALDARE ZINCATO

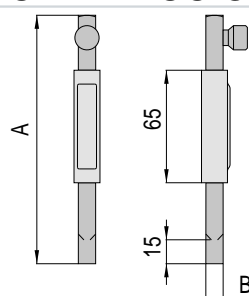


🇬🇧 Light vertical bolt to be welded

🇫🇷 Verrrou vertical lourd à souder

COD.	A	B			€/pz
CV10/130	130	∅10	10	0,190	
CV10/300	300	∅10	10	0,350	

CATENACCIO VERTICALE LEGGERO A SALDARE ZINCATO

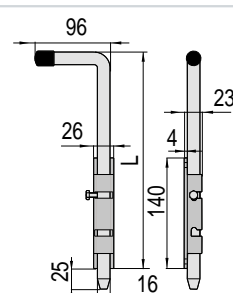


🇬🇧 Light vertical bolt to be welded

🇫🇷 Verrrou vertical lourd à souder

COD.	A	B			€/pz
CV10/T130	130	∅9	15	0,145	
CV10/T300	300	∅9	15	0,310	
CV10/T500	500	∅9	15	0,490	

PALETTA ROTONDO ZINCATO PER CANCELLI, CON SICUREZZA ANTIAPERTURA

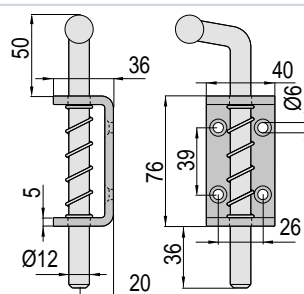


🇬🇧 Round bolt, in zinked steel, for gates, with anti-opening pin

🇫🇷 Poteau rond, en acier zingué, pour portails, avec sécurité anti-ouverture

COD.	L			€/pz
CV16/300Z	300	10	0,716	
CV16/500Z	500	10	1,193	

PALETTA ROTONDO ZINCATO PER CANCELLI, A MOLLA

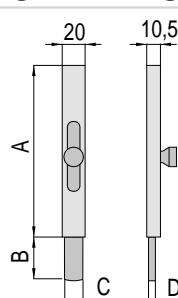


🇬🇧 Round bolt, in zinked steel, for gates, with spring

🇫🇷 Poteau rond, en acier zingué, pour portails, à ressort

COD.			€/pz
CM12	12	0,350	

CATENACCIO VERTICALE LEGGERO A SALDARE ZINCATO

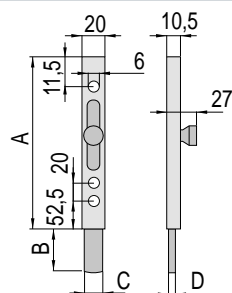


🇬🇧 Light vertical bolt to be welded

🇫🇷 Verrrou vertical léger à souder

COD.	A	B	C	D			€/pz
CV616/150	150	50	16	6	10	0,220	
CV616/200	200	50	16	6	10	0,260	
CV616/250	250	50	16	6	10	0,330	
CV616/300	300	50	16	6	10	0,400	
CV616/400	400	50	16	6	10	0,520	
CV616/500	500	50	16	6	10	0,620	

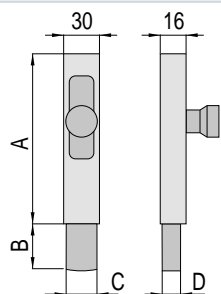
CATENACCIO VERTICALE LEGGERO A FISSARE ZINCATO



Light vertical bolt to be fixed | Verrou vertical léger à fixer

COD.	A	B	C	D			€/pz
CV616F/200	200	30	16	6	10	0,260	
CV616F/250	250	30	16	6	10	0,330	
CV616F/300	300	30	16	6	10	0,400	
CV616F/400	400	30	16	6	10	0,520	
CV616F/500	500	30	16	6	10	0,620	
CV616F/700	700	30	16	6	10	0,870	

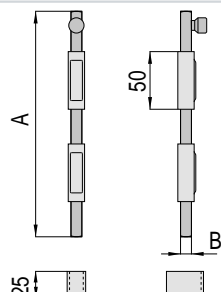
CATENACCIO VERTICALE PESANTE A SALDARE ZINCATO



Light vertical bolt to be welded | Verrou vertical léger à souder

COD.	A	B	C	D			€/pz
CV1025/200	200	40	25	10	10	0,590	
CV1025/250	250	45	25	10	10	0,710	
CV1025/300	300	45	25	10	10	0,840	
CV1025/400	400	45	25	10	10	1,100	
CV1025/500	500	79	25	10	10	1,390	
CV1025/600	600	50	25	10	5	1,590	

CATENACCIO VERTICALE MEDIO A SALDARE IN ACCIAIO

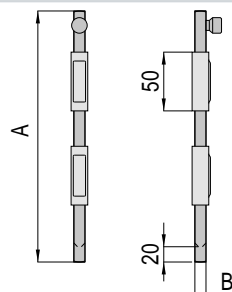


Medium vertical bolt, to be welded

Verrou vertical type moyen, à souder

COD.	A	B			€/pz
CV14/330	300	∅14	10	0,690	
CV14/660	600	∅14	10	1,080	

CATENACCIO VERTICALE MEDIO A SALDARE ZINCATO

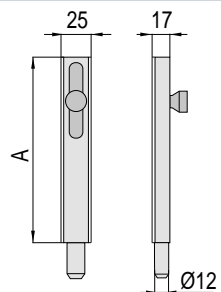


Medium vertical bolt in zinked steel, to be welded, with round point

Verrou vertical type moyen, à souder zingué

COD.	A	B			€/pz
CV14/330T	300	∅14	10	0,640	
CV14/660T	600	∅14	10	1,070	

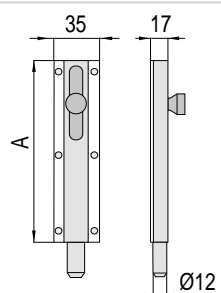
CATENACCIO VERTICALE TONDO A SALDARE ZINCATO



Vertical bolt, in zinked steel, to be welded | Verrou vertical, à souder zingué

COD.	A			€/pz
CVS/T150	150	10	0,306	
CVS/T200	200	10	0,373	
CVS/T250	250	10	0,393	
CVS/T300	300	10	0,473	
CVS/T400	400	10	0,506	
CVS/T500	500	10	0,586	

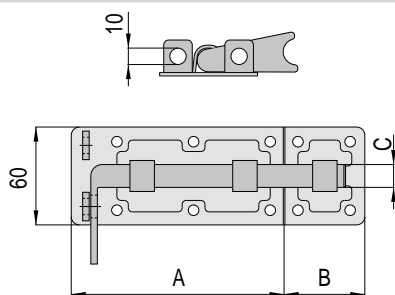
CATENACCIO VERTICALE TONDO AD AVVITARE ZINCATO



Vertical bolt, in zinked steel, to be fixed | Verrou vertical, avec trous zingué

COD.	A			€/pz
CVF/T150	150	10	0,353	
CVF/T200	200	10	0,426	
CVF/T250	250	10	0,453	
CVF/T300	300	10	0,553	
CVF/T400	400	10	0,623	
CVF/T500	500	10	0,675	

CATENACCIO PORTALUCCHETTO TRASVERSALE AD AVVITARE

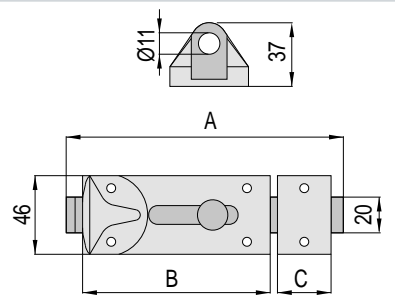


Light transverse padlock-bolt with holes

Verrou horizontal léger porte-cadenas

COD.	A	B	C			€/pz
CT5/180	130	50	∅14	12	0,400	
CT5/220	160	60	∅14	12	0,500	
CT5/270	185	85	∅14	12	0,600	

CATENACCIO PORTALUCCHETTO TRASVERSALE AD AVVITARE

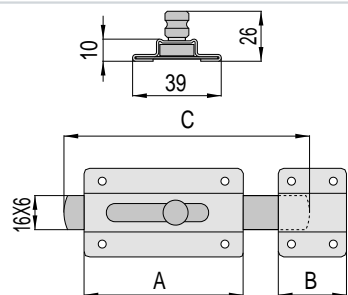


Light transverse padlock-bolt with holes

Verrou horizontal léger porte-cadenas

COD.	A	B	C			€/pz
CT6/150	150	105	31	10	0,290	
CT6/200	195	148	31	10	0,340	
CT6/250	230	190	31	10	0,400	

CATENACCIO TRASVERSALE PICCOLO ZINCATO

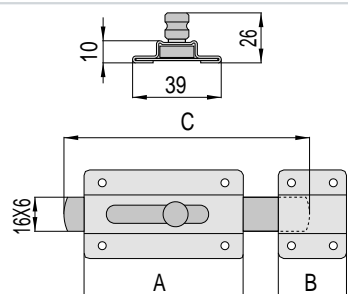


Small transverse bolt, with holes, in zinc-plated steel

Verrou horizontal type mignon, avec trous, en acier zingué

COD.	A	B	C			€/pz
CT8/Z-50	50	20	70	20	0,085	
CT8/Z-70	80	40	108	20	0,120	
CT8/Z-90	100	50	150	20	0,165	

CATENACCIO TRASVERSALE PICCOLO IN ACCIAIO VERNICIATO

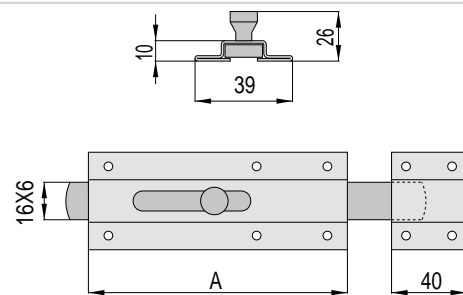


Small transverse bolt, with holes, in painted steel

Verrou horizontal type mignon, avec trous, en acier peint

COD.	A	B	C			€/pz
CT8/B-50	50	20	70	20	0,085	
CT8/B-70	80	40	115	20	0,120	
CT8/B-90	100	50	150	20	0,165	

CATENACCIO TRASVERSALE GRANDE IN ACCIAIO VERNICIATO

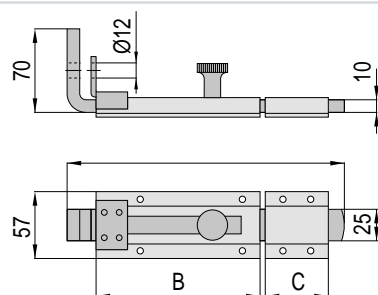


Big transverse bol, with holes, in painted steel

Verrou horizontal grand, avec trous, en acier peint

COD.	A			€/pz
CT9/B-150	150	10	0,240	
CT9/B-200	200	10	0,310	
CT9/B-300	300	10	0,450	
CT9/B-400	400	10	0,600	
CT9/B-500	500	10	0,720	
CT9/B-700	700	10	1,200	

CATENACCIO PORTALUCCHETTO TRASVERSALE PESANTE

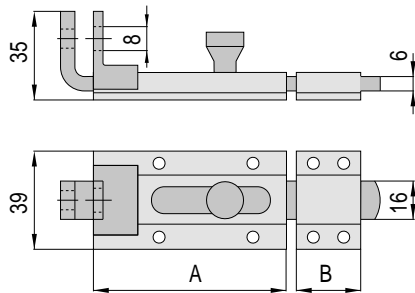


Heavy transverse padlock-bolt with holes, in zinc-plated steel with counterplate

Verrou horizontal porte-cadenas lourd, avec trous, en acier zingué et avec contre-plaque

COD.	A	B	C			€/pz
CT10/Z-200	210	130	50	5	0,825	
CT10/Z-300	300	210	80	5	1,135	
CT10/Z-400	410	305	90	5	1,450	

CATENACCIO PORTALUCCHETTO TRASVERSALE LEGGERO

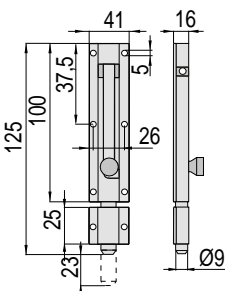


Light transverse padlock-bolt with holes, in zinked steel with counter-plate

Verrou horizontal léger porte-cadenas, avec trous, en acier zingué et avec contre-plaque

COD.	A	B			€/pz
CT11/Z-130	80	40	10	0,220	
CT11/Z-180	125	40	10	0,290	
CT11/Z-250	195	40	10	0,400	

CATENACCIO PORTALUCCHETTO VERTICALE AD AVVITARE IN ACCIAIO

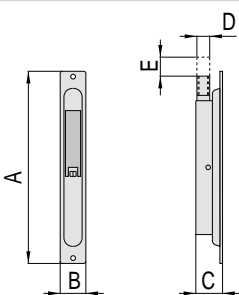


Vertical padlock-bolt, with holes, in steel

Verrou vertical, porte-cadenas lourd avec trous, en acier

COD.			€/pz
CV16/120Z	10	0,134	

CATENACCIO DA INCASSO A LEVA IN ACCIAIO ZINCATO A SEMPLICE AZIONE

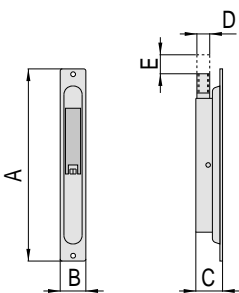


Single action lever built-in bolt, in zinked steel

Verrou encastrable à action simple, en acier zingué

COD.	A	B	C	D	E	N° fori N° holes N° trous			€/pz
CL16Z	147	16	23	M8	15	2	10	0,095	
CL20Z	152	20	20	M8	15	4	10	0,090	
CL24Z	160	25	21	M8	17	4	10	0,110	

CATENACCIO DA INCASSO IN ACCIAIO ZINCATO A LEVA IN OTTONE A SEMPLICE AZIONE

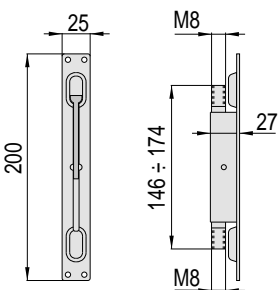


Single action lever built-in bolt, in zinked steel

Verrou encastrable à action simple, en acier zingué

COD.	A	B	C	D	E			€/pz
CL20	159	20	22	M8	18	10	0,145	
CL24	160	25	22	M8	18	10	0,105	

CATENACCIO DA INCASSO A LEVA A DOPPIA AZIONE ZINCATO

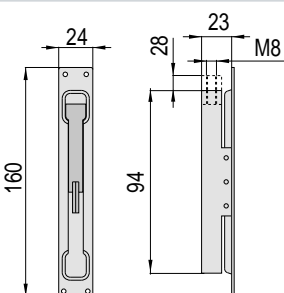


Lever built-in bolt with guide sliding in zinked steel

Verrou encastrable à levier avec coulissement sur glissières

COD.			€/pz
CL24ZD/N	10	0,265	

CATENACCIO DA INCASSO A SEMPLICE AZIONE ZINCATO



Corsa: 28mm

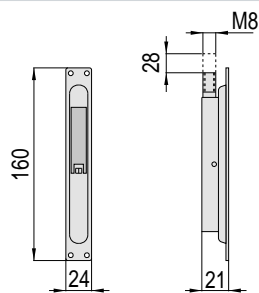
Lever built-in bolt single action, in zinked steel. Stroke: 28mm

Verrou encastrable à levier, en acier zingué. Course: 28mm

COD.			€/pz
CL24ZL	10	0,130	

art. CL24Z NUOVO PRODOTTO
art. CL24Z NUOVO PRODOTTO

CATENACCIO DA INCASSO A SEMPLICE AZIONE VERNICIATO NERO



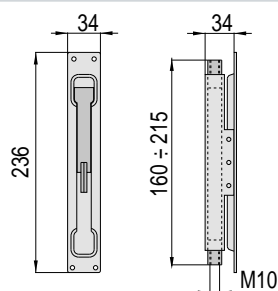
C Corsa: 28mm

UK Single action lever built-in bolt, in zinked steel, black painted. Stroke: 28mm

FR Verrou encastrable à action simple, en acier zingué, peint en noir. Course: 28mm

COD.			€/pz
CL24N/L	10	0,105	

CATENACCIO DA INCASSO A LEVA PESANTE A DOPPIA AZIONE



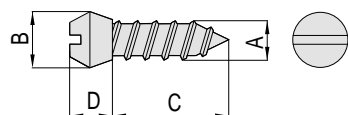
C Catenaccio da incasso a leva pesante a doppia azione, in acciaio zincato, verniciato nero

UK Heavy lever built-in bolt with sliding guide, in zinked steel, black painted

FR Verrou encastrable lourd à levier avec coulissement sur glissières, peint en noir

COD.			€/pz
CL34	8	0,680	

VITE AUTOFILETTANTE IMPRONTA A TAGLIO IN ACCIAIO

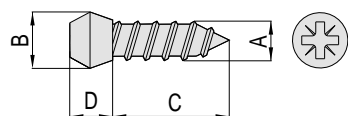



UK Self-tapping screw slotted head in zinked steel

FR Vis autoforeuse en acier zingué avec coup à tournevis

COD.	A	B	C	D			€/pz
VF/10	4	6	9,5	5,5	1000	0,001	
VF/12	4,8	7,5	13	5,7	1000	0,003	

VITE AUTOFILETTANTE IMPRONTA A CROCE IN ACCIAIO

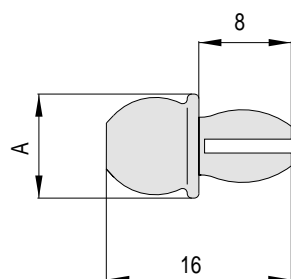


UK Self-tapping screw cross-cut in zinked steel

FR Vis autoforeuse en acier zingué avec empreinte à croix

COD.	A	B	C	D			€/pz
VFC/12	4,8	7,5	13	5,7	1000	0,003	

VITE A SCATTO IN NYLON

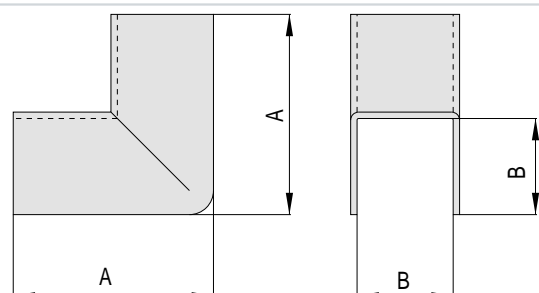


UK Snap screw in nylon

FR Clip en nylon

COD.	A			€/pz
VN/10	8	1000	0,005	
VN/12	9	1000	0,005	

COPRIANGOLO QUADRO IN ACCIAIO ZINCATO



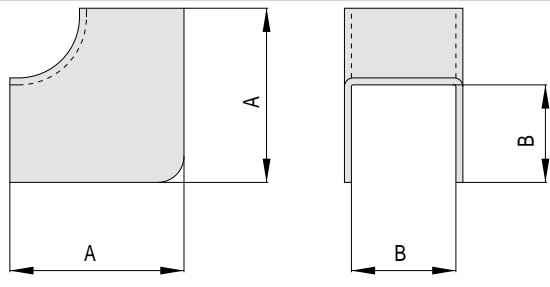
UK Angle cover in zinked steel

FR Couvre angle en acier zingué

COD.	A	B			€/pz
CA/10	24	10	1000	0,005	
CA/12	25	12	1000	0,005	

COPRIANGOLO TONDO IN ACCIAIO ZINCATO

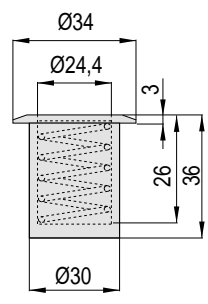
CA/10R AD ESAURIMENTO CA/10R TO FINITION CA/10R A EPUISSEMENT



Round angle cover in zinked steel
 Couvre angle rond en acier zingué

COD.	A	B			€/pz
CA/10R	18	10	1000	0,005	
CA/12R	20	12	1000	0,005	

TAPPO IN PLASTICA CON MOLLA

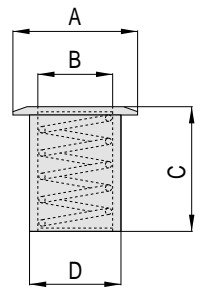


Tappo alloggiamento rostro o paletti, in plastica, con molla
 Housing cap for peg or bolt, in plastic, with spring
 Bouchon logement rostro ou potelets, en plastique, avec ressort

COD.			€/pz
CAP30N/MOL	50	0,009	

POZZETTO ANTIPOLVERE PER ASTA SERRATURA IN OTTONE

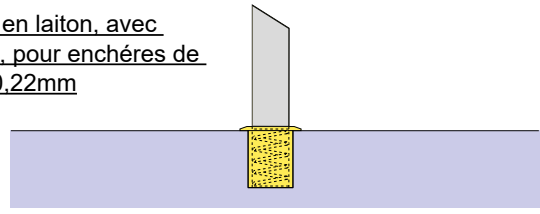
PA28/10-6 AD ESAURIMENTO PA28/10-6 TO FINITION PA28/10-6 A EPUISSEMENT



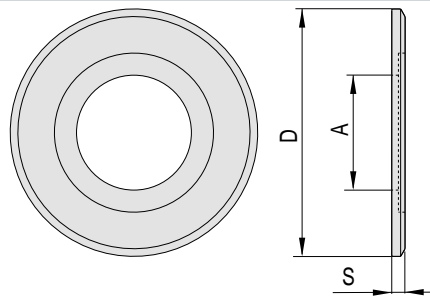
Dust proof socket for locks, in bright brass with spring
 Gâche à ressort anti-poussière, en laiton poli pour barres des serrures

COD.	A	B	C	D			€/pz
PA28/10-6	15	6	30	10	100	0,010	
PA28/12-8	18	8	30	12	100	0,014	
PA28/14-10	20	10	30	14	100	0,016	
PA28/16-12	22	12	30	16	100	0,018	
PA28/18-14	24	14	30	18	100	0,022	
PA28/20-16	28	16	30	20	50	0,025	
PA28/22-18	30	18	31	22	50	0,028	
PA28/24-20	32	20	32	24	50	0,030	
PA28/25-22	34	22	30	25	50	0,032	

Pozzetti in ottone con piastrina anti polvere.
 Per aste da 6,8,10,12,14,16,18,20,22mm
 Spring socket in brass, with plaque against dust.
 For auctions of 6.8,10,12,14,16,18,20,22mm
 Gâche à ressorts en laiton, avec plaque anti-poussière, pour enclères de 6,8,10,12,14,16,18,20,22mm



RONDELLE COPRIFORO PER POZZETTI ANTIPOLVERE IN OTTONE



Washers coverhole for dust proof sockets, in brass
 Rondelles couvre-trou pour puisards en laiton

COD.	A	D	S	Pozzetto Sumps Puisards			€/pz
RO/P13	12,5	28	1,5	PA28/12-8	100	0,005	
RO/P15	14,5	34	1,5	PA28/14-10	100	0,008	
RO/P17	16,5	34	1,5	PA28/16-12	100	0,006	
RO/P19	18,5	34	1,5	PA28/18-14	100	0,006	



LANCE E ORNAMENTI

🇮🇹 COPRIPILASTRI, LANCE, BORCHIE, ORNAMENTI, POMOLI, PIGNE E SFERE

🇬🇧 COVER PILLAR, LANCES, BOSSES, ORNAMENTS, BALL GRIPS, CROWNS AND BALLS

🇫🇷 COUVRE PILIER, LANCES, GARNITURES, ORNEMENTS, POMMEAUX, POMMES ET BOULES





COPRIPILASTRI IN ACCIAIO

■ COPRIPILASTRI IN ACCIAIO

🇬🇧 COVER PILLAR IN STEEL

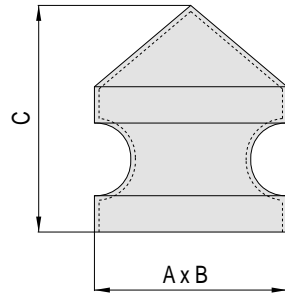
■ COUVRE PILIER EN ACIER

COPRIPILASTRO SAGOMATO IN ACCIAIO

🇬🇧 Shaped cover pillar in steel, hot forged welded plate, with flashes

■ Couverture de pilier, profilé en acier, tôle soudée forgée à chaud avec bavures

CPL70 AD ESALURIMENTO
CPL70 A CANTONIERA
CPL70 A REPUISEMENT

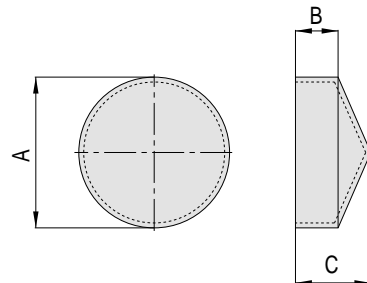


COD.	A	B	C			€/pz
CPL50	50	50	73	12	0,126	
CPL60	60	60	88	12	0,200	
CPL70	70	70	103	12	0,254	
CPL80	80	80	110	12	0,280	
CPL100	100	100	150	12	0,580	
CPL120	120	120	160	12	0,810	
CPL150	150	150	200	4	1,235	
CPL200	200	200	266	2	1,500	

COPRIPILASTRO TONDO IN ACCIAIO

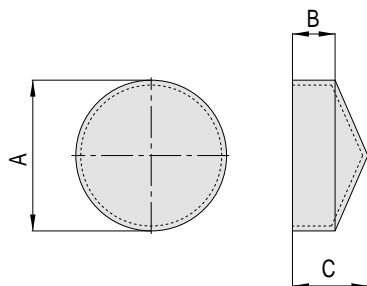
🇬🇧 Round cover pillar with edge, in steel

■ Couverture de pilier rond avec bord, en acier



COD.	A	B	C			€/pz
CPT30	34	13	21	250	0,022	
CPT33	37	9	21	250	0,025	
CPT42	46	13	21	160	0,036	
CPT48	52	15	28	110	0,050	
CPT60	64	15	30	70	0,069	
CPT76	80	15	32	50	0,096	
CPT90	94	13	32	40	0,116	
CPT101	105	13	32	36	0,148	
CPT114	118	13	32	32	0,179	

COPRIPILASTRO TONDO IN ACCIAIO ZINGATO

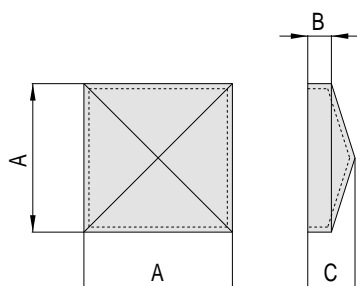


Round cover pillar with edge, in zinked steel

Couverture de pilier rond avec bord, en acier zingué

COD.	A	B	C			€/pz
CPT30Z	34	13	21	250	0,022	
CPT33Z	37	9	21	250	0,025	
CPT42Z	46	13	21	160	0,036	
CPT48Z	52	15	28	110	0,050	
CPT60Z	64	15	30	70	0,069	
CPT76Z	80	15	32	50	0,096	
CPT90Z	94	13	32	40	0,116	
CPT101Z	105	13	32	36	0,148	
CPT114Z	118	13	32	32	0,179	

COPRIPILASTRO QUADRO IN ACCIAIO



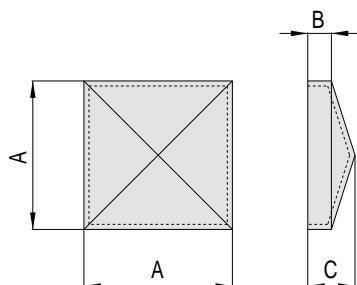
Square cover pillar with edge, in steel

Couverture de pilier carré avec bord, en acier

COD.	A	B	C			€/pz
CP20	24	7,5	11	300	0,014	
CP30	34	9	15	300	0,023	
CP40	44	8,5	17	180	0,038	
CP50	54	8,5	17,5	120	0,052	
CP60	64	9,5	20	80	0,067	
CP80	84	9,5	20	50	0,109	
CP100	104	7,5	25	40	0,163	
CP120	124	12	30	40	0,222	
CP150	154	15	35	20	0,343	
CP175	179	7,5	36	25	0,570	
CP200	204	7,5	38	20	0,720	



COPRIPILASTRO QUADRO IN ACCIAIO ZINGATO

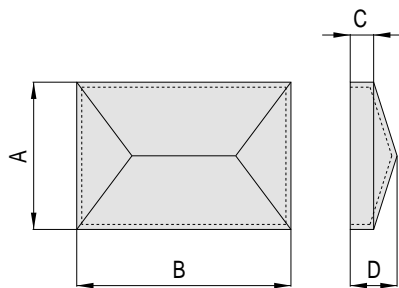


Square cover pillar with edge, in zinked steel

Couverture de pilier carré avec bord, en acier zingué

COD.	A	B	C			€/pz
CP20Z	24	7,5	11	300	0,014	
CP30Z	34	7,5	12	300	0,023	
CP40Z	44	7,5	14	180	0,038	
CP50Z	54	7,5	16	120	0,052	
CP60Z	64	7,5	19	80	0,067	
CP80Z	84	7,5	21	50	0,109	
CP100Z	104	7,5	25	40	0,163	
CP120Z	124	7,5	28	40	0,222	
CP150Z	154	7,5	34	20	0,343	
CP175Z	179	7,5	36	25	0,570	
CP200Z	204	7,5	38	20	0,720	

COPRIPILASTRO RETTANGOLARE IN ACCIAIO

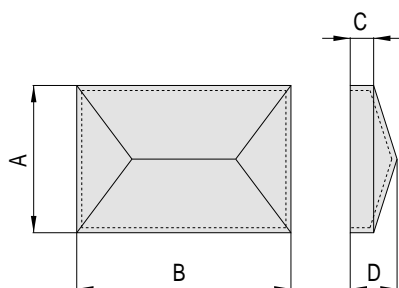



Rectangular cover pillar with edge, in steel

Couverture de pilier rectangulaire avec bord, en acier

COD.	A	B	C	D			€/pz
CPR2030	24	34	7	12	300	0,019	
CPR2040	24	44	7	12	300	0,023	
CPR3050	34	54	7	14	200	0,036	
CPR3060	34	64	7	14	200	0,041	
CPR4060	44	64	7	16	100	0,050	
CPR4080	44	84	7	16	100	0,066	
CPR50100	54	104	7	20	60	0,092	

COPRIPILASTRO RETTANGOLARE IN ACCIAIO ZINCATO

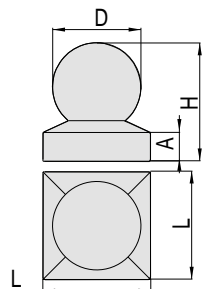


Rectangular cover pillar with edge, in zinked steel

Couverture de pilier rectangulaire avec bord, en acier zingué

COD.	A	B	C	D			€/pz
CPR2030Z	24	34	7	12	300	0,019	
CPR2040Z	24	44	7	12	300	0,023	
CPR3050Z	34	54	7	14	200	0,036	
CPR3060Z	34	64	7	14	200	0,041	
CPR4060Z	44	64	7	16	100	0,050	
CPR4080Z	44	84	7	16	100	0,066	
CPR50100Z	54	104	7	20	60	0,092	

COPRIPILASTRO SAGOMATO IN ACCIAIO GREZZO



Shaped cover pillar, in raw steel

Couverture de pilier, en acier brut

COD.	A	D	H	L			€/pz
CPS40	19	30	50	43	25	0,100	
CPS50	17	52	75	53	25	0,115	
CPS60	20	60	80	63	25	0,140	
CPS70	20	66	90	73	25	0,130	
CPS80	20	75	100	83	25	0,255	
CPS100	20	90	105	104	25	0,285	



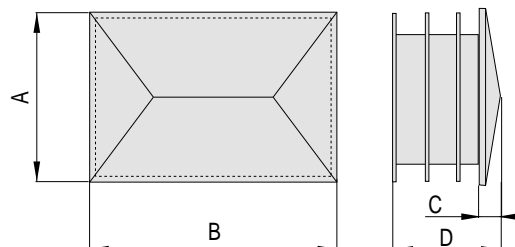
COPRIPILASTRI IN PLASTICA NERA

■ COPRIPILASTRI IN PLASTICA NERA

🇬🇧 COVER PILLAR IN BLACK PLASTIC

■ COUVRE PILIER EN PLASTIQUE NOIR

COPRIPILASTRO RETTANGOLARE SAGOMATO IN PLASTICA

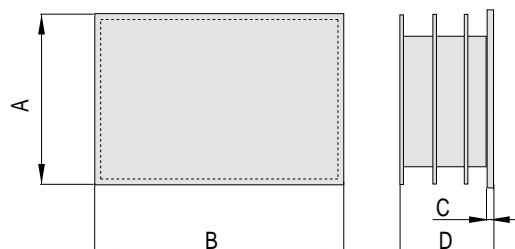


🇬🇧 Rectangular cover pillar in plastic

■ Couverture de pilier rectangulaire en plastique

COD.	A	B	C	D			€/pz
CPPR1530	15	30	3,5	13,5	200	0,004	
CPPR2030	20	30	4	14	200	0,006	
CPPR2040	20	40	4	15	100	0,012	
CPPR2540	25	40	4	16	100	0,014	
CPPR3040	30	40	5	18	100	0,009	
CPPR3050	30	50	5	18	50	0,009	
CPPR3060	30	60	6	22	50	0,014	
CPPR30100	30	100	3	19	50	0,025	

COPRIPILASTRO RETTANGOLARE PIANO IN PLASTICA

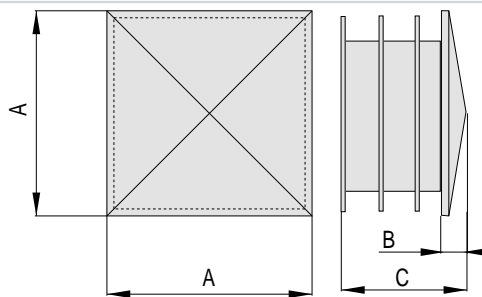


🇬🇧 Flat rectangular cover pillar, in plastic

■ Couverture de pilier rectangulaire, plan, en plastique

COD.	A	B	C	D			€/pz
CPPR1530P	15	30	5	17	200	0,004	
CPPR2030P	20	30	5	22	200	0,006	
CPPR2040P	20	40	5	22	100	0,012	
CPPR2050P	20	50	5	22	100	0,015	
CPPR2060P	20	60	5	22	100	0,018	
CPPR20100P	20	100	6	29	50	0,039	
CPPR2540P	25	40	6	24	100	0,014	
CPPR3040P	30	40	6	24	100	0,009	
CPPR3050P	30	50	6	24	50	0,009	
CPPR3060P	30	60	6	27	50	0,014	
CPPR3080P	30	80	6	23	50	0,016	
CPPR4060P	40	60	6	23	50	0,016	
CPPR4080P	40	80	6	29	50	0,027	
CPPR40100P	40	100	6	29	50	0,034	
CPPR50100P	50	100	6	29	50	0,042	

COPRIPILASTRO QUADRO SAGOMATO IN PLASTICA

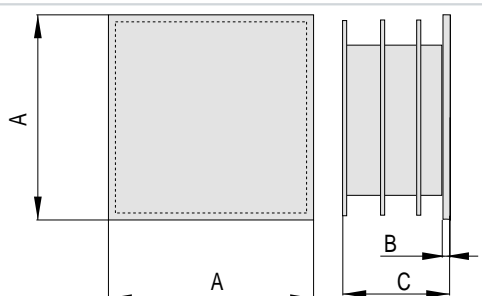


🇬🇧 Square cover pillar in plastic

🇫🇷 Couverture de pilier carré en plastique

COD.	A	B	C			€/pz
CPP12	12	3	12	200	0,002	
CPP15	15	3	14	200	0,002	
CPP16	16	3	10	200	0,015	
CPP20	20	4	15	200	0,003	
CPP25	25	5	20	100	0,006	
CPP30	30	5	20	100	0,012	
CPP35	35	4	19	50	0,012	
CPP40	40	4	20	50	0,009	
CPP50	50	5	25	50	0,024	
CPP60	60	5	25	50	0,041	

COPRIPILASTRO QUADRO PIANO IN PLASTICA

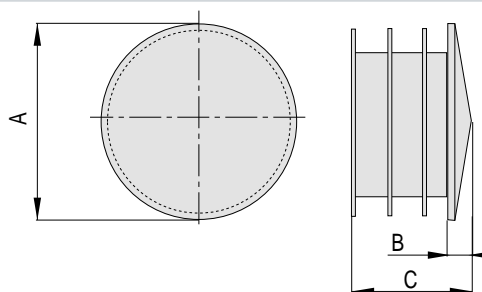


🇬🇧 Flat square cover pillar, in plastic

🇫🇷 Couverture de pilier carré, plan, en plastique

COD.	A	B	C			€/pz
CPP15P	15	4	15	200	0,002	
CPP20P	20	5	22	200	0,003	
CPP25P	25	5	22	100	0,006	
CPP30P	30	5	24	100	0,012	
CPP35P	35	6	24	50	0,012	
CPP40P	40	6	24	50	0,009	
CPP50P	50	6	27	50	0,024	
CPP60P	60	6	30	50	0,041	
CPP70P	70	6	31	25	0,050	
CPP80P	80	6	36	25	0,064	
CPP100P	100	6	36	25	0,097	

COPRIPILASTRO TONDO SAGOMATO IN PLASTICA



🇬🇧 Round cover pillar in plastic

🇫🇷 Couverture de pilier rond en plastique

COD.	A	A (pollici)	B	C			€/pz
CPPT10	12	0 +15/32	2	10	500	0,002	
CPPT15	15	0 +19/32	3	11	200	0,005	
CPPT20	20	0 +25/32	4	17	200	0,005	
CPPT25	25	0 +31/32	5	17	200	0,005	
CPPT30	30	1 +3/16	5	20	100	0,005	
CPPT35	35	1 +3/8	5	22	100	0,006	
CPPT40	40	1 +9/16	5	22	50	0,007	
CPPT45	45	1 +25/32	5	22	50	0,008	
CPPT50	50	1 +31/32	5	22	50	0,009	
CPPT60	60	2 +3/8	5	22	50	0,012	
CPPT80	80	3 +5/32	6	23	50	0,020	
CPPT100	100	3 +15/16	6	35	50	0,060	



LANCE IN ACCIAIO FORGIATO

🇮🇹 LANCE IN ACCIAIO FORGIATO PER CANCELLATE

🇬🇧 FORGED STEEL GATE LANCES

🇫🇷 LANCES EN ACIER FORGÉ POUR GRILLES

LD2000



H	●	📦	KG	€/pz
210	17	30	0,571	

LI2000



COD.	H	■	📦	KG	€/pz
LI2000/1	70	12	100	0,095	
LI2000/2	70	10	100	0,101	

LFB1



H	●	📦	KG	€/pz
167	30	25	0,586	

LT2000/1



H	■	📦	KG	€/pz
170	14	50	0,205	

LS2000



H	●	📦	KG	€/pz
128	15	100	0,114	

LO2000



COD.	H	■	📦	KG	€/pz
LO2000	125	20	50	0,218	
LO2000/1	160	32	25	0,600	

LR2000



H	●	📦	KG	€/pz
155	16	50	0,254	

LX2000



H	■	📦	KG	€/pz
155	40	10	1,085	

LT2000/4



H	●	📦	KG	€/pz
150	16	50	0,118	

LV2000



H	■	📦	KG	€/pz
140	14	50	0,350	

LC2000/2



H	■	📦	KG	€/pz
120	25	50	0,195	

LE2001




COD.	H	●	📦	KG	€/pz
LE2001/1	115	20	50	0,200	
LE2001/2	133	26	50	0,260	

LZ2000



COD.	H	●	📦	KG	€/pz
LZ2000/1	80	20	50	0,120	
LZ2000/2	125	25	50	0,362	

LE2000



LE2000/4 AD ESAURIMENTO
LE2000/4 TO EXHAUSTION
LE2000/4 A EPUISEMENT

COD.	H	●	📦	KG	€/pz
LE2000/2	130	12	50	0,192	
LE2000/3	155	17,5	50	0,302	
LE2000/4	192	19	40	0,486	

LH2000



COD.	H	●	📦	KG	€/pz
LH2000/1	97	20	200	0,086	
LH2000/2	135	25	50	0,158	
LH2000/3	160	30	50	0,294	
LH2000/4	190	32	40	0,410	

LF2000



COD.	H	●	📦	KG	€/pz
LF2000/1	86	9	200	0,050	
LF2000/2	127	13	50	0,128	
LF2000/3	147	16	50	0,286	
LF2000/4	192	20	40	0,478	

LE2000/2P



H	●	📦	KG	€/pz
130	13	50	0,157	

LG2000



COD.	H	●	📦	KG	€/pz
LG2000/1	90	20	250	0,066	
LG2000/2	122	26	50	0,120	

LV2001



H	●	📦	KG	€/pz
125	31	50	0,272	

LP2000




COD.	H	■	📦	KG	€/pz
LP2000/1	82	15	100	0,084	
LP2000/2	110	18	100	0,162	
LP2000/3	140	23	50	0,310	
LP2000/4	170	25	50	0,440	

LN2000



H	●	📦	KG	€/pz
155	16	50	0,252	

LM2000



COD.	H	●	📦	KG	€/pz
LM2000/1	80	22	100	0,110	
LM2000/2	110	28	50	0,240	
LM2000/3	140	32	40	0,404	



BORCHIE E ORNAMENTI IN GHISA

🇮🇹 BORCHIE E ORNAMENTI IN GHISA

🇬🇧 CAST IRON ORNAMENTS

🇫🇷 GARNITURES ET ORNEMENTS EN FONTE

B/QG



COD.	H	L	∅			€/pz
B/QG12	22	∅40	12,5	100	0,122	
B/QG14	22	∅40	14,5	100	0,116	
B/QG16	22	∅40	16,5	100	0,112	

B/TG



COD.	H	L	∅			€/pz
B/TG12	22	∅40	12,5	100	0,126	
B/TG14	22	∅40	14,5	100	0,120	
B/TG16	22	∅40	16,5	100	0,108	

O/Q



COD.	H	L	∅			€/pz
O/Q12Q	28	∅40	12,5	50	0,158	
O/Q14Q	28	∅40	14,5	50	0,150	
O/Q16Q	28	∅40	16,5	50	0,132	

OD/Q



COD.	H	L	∅			€/pz
OD/Q12Q	65	∅41	12,5	50	0,295	
OD/Q14Q	65	∅41	14,5	50	0,270	
OD/Q16Q	65	∅41	16,5	50	0,242	

O/MQ



COD.	H	L	∅			€/pz
O/MQ12Q	38	∅41	12,5	50	0,198	
O/MQ14Q	38	∅41	14,5	50	0,194	
O/MQ16Q	38	∅41	16,5	50	0,189	

🇮🇹 Zincabili solo a freddo

🇬🇧 Cold zincable only

🇫🇷 Zingables seulement à froid





ORNAMENTI IN ACCIAIO DI FUSIONE

■ ORNAMENTI IN ACCIAIO DI FUSIONE

🇬🇧 CAST STEEL ORNAMENTS

■ ORNEMENTS EN FONTE D'ACIER

O/P



COD.	H	L	∅			€/pz
O/P12	40	∅40	12,5	50	0,194	
O/P14	40	∅40	14,5	50	0,176	
O/P16	40	∅40	16,5	50	0,166	

O/PQ



COD.	H	L	∅			€/pz
O/P12Q	40	∅40	12,5	50	0,194	
O/P14Q	40	∅40	14,5	50	0,176	

OD/P



COD.	H	L	∅			€/pz
OD/P12	65	∅40	12,5	50	0,260	
OD/P14	65	∅40	14,5	50	0,246	
OD/P16	65	∅40	16,5	50	0,212	

OD/PQ



COD.	H	L	∅			€/pz
OD/P12Q	65	∅40	12,5	50	0,260	
OD/P14Q	65	∅40	14,5	50	0,246	

O/M



COD.	H	L	∅			€/pz
O/M12Q	42	∅42	12,5	50	0,235	
O/M14Q	42	∅42	14,5	50	0,220	
O/M16Q	42	∅42	16,5	50	0,216	

OD/M



COD.	H	L	∅			€/pz
OD/M12Q	68	∅42	12,5	50	0,347	
OD/M14Q	68	∅42	14,5	50	0,345	
OD/M16Q	68	∅42	16,5	50	0,340	

O/MQ



COD.	H	L	∅			€/pz
O/MQ12QA	38	∇41	12,5	50	0,238	
O/MQ14QA	38	∇41	14,5	50	0,234	
O/MQ16QA	38	∇41	16,5	50	0,229	

OD/Q



COD.	H	L	∅			€/pz
OD/Q12QA	65	∇41	12,5	50	0,335	
OD/Q14QA	65	∇41	14,5	50	0,310	
OD/Q16QA	65	∇41	16,5	50	0,282	

O/Q



COD.	H	L	∅			€/pz
O/Q12QA	28	∇40	12,5	50	0,198	
O/Q14QA	28	∇40	14,5	50	0,190	
O/Q16QA	28	∇40	16,5	50	0,172	



■ Si consiglia di saldare ad elettrodo e di zincare ad una temperatura massima di 430°-460°

🇬🇧 We recommend electrode welding and galvanizing at a maximum temperature of 430°-460°

■ On conseille de souder à électrode et zinguer à une température maximale de 430°-460°



BORCHIE E ORNAMENTI IN ACCIAIO FORGIATO

■ BORCHIE E ORNAMENTI IN ACCIAIO FORGIATO

🇬🇧 FORGED STEEL ORNAMENTS

■ GARNITURES ET ORNEMENTS EN ACIER FORGÉ

B/Q



COD.	H	L	∅			€/pz
B/Q12	22	∅40	12,5	100	0,126	
B/Q14	22	∅40	14,5	100	0,116	
B/Q16	22	∅40	16,5	100	0,106	

B/T



COD.	H	L	∅			€/pz
B/T12	22	∅40	12,5	100	0,136	
B/T14	22	∅40	14,5	100	0,120	
B/T16	22	∅40	16,5	100	0,108	
B/T20	22	∅40	20,5	100	0,106	

O/P



COD.	H	L	∅			€/pz
O/P12F	38	∅39	12,5	50	0,194	
O/P14F	38	∅39	14,5	50	0,176	
O/P16F	38	∅39	16,5	50	0,166	

OD/P



COD.	H	L	∅			€/pz
OD/P12F	65	∅39	12,5	50	0,265	
OD/P14F	65	∅39	14,5	50	0,250	
OD/P16F	65	∅39	16,5	50	0,220	

OD/PQ



COD.	H	L	∅			€/pz
OD/P12QF	65	∅42	12,5	50	0,245	
OD/P14QF	65	∅42	14,5	50	0,230	
OD/P16QF	65	∅42	16,5	50	0,200	

B/C




COD.	H	L	∅			€/pz
B/C12	65	∅34	12,5	40	0,246	
B/C14	65	∅34	14,5	40	0,198	
B/C16	65	∅34	16,5	40	0,180	

O/M




COD.	H	L	∅			€/pz
O/M12	42	∅42	12,5	50	0,236	
O/M14	42	∅42	14,5	50	0,222	
O/M16	42	∅42	16,5	50	0,218	
O/M18	42	∅42	18,5	50	0,182	
O/M20	42	∅42	20,5	50	0,174	

OD/M



OD/M12 AD ESAURIMENTO OD/M12 TO EXHAUSTION OD/M12 A EPUISEMENT						
COD.	H	L	∅			€/pz
OD/M12	68	∅42	12,5	50	0,346	
OD/M14	68	∅42	14,5	50	0,344	
OD/M16	68	∅42	16,5	50	0,318	
OD/M18	68	∅42	18,5	50	0,266	
OD/M20	68	∅42	20,5	50	0,238	





BORCHIE E ORNAMENTI IN ACCIAIO TORNITO

■ BORCHIE E ORNAMENTI IN ACCIAIO TORNITO

🇬🇧 TURNED STEEL ORNAMENTS


■ GARNITURES ET ORNEMENTS EN ACIER TOURNÉ

O/S



COD.	H	L	∅			€/pz
O/S12	26	∅36	12,5	125	0,100	
O/S14	26	∅36	14,5	125	0,095	
O/S16	26	∅36	16,5	125	0,086	
O/S18	26	∅36	18,5	125	0,072	

O/D



COD.	H	L	∅			€/pz
O/D12	60	∅36	12,5	50	0,225	
O/D14	60	∅36	14,5	50	0,205	
O/D16	60	∅36	16,5	50	0,183	
O/D18	60	∅36	18,5	50	0,157	

O/PT



COD.	H	L	∅			€/pz
O/PT12	38	∅36	12,5	50	0,120	
O/PT14	38	∅36	14,5	50	0,110	

OD/PT



COD.	H	L	∅			€/pz
OD/PT12	64,4	∅36	12,5	50	0,200	
OD/PT14	64,4	∅36	14,5	50	0,190	

O/SX



COD.	H	L	∅			€/pz
O/SX10	24	∅25	10,5	250	0,037	
O/SX12	24	∅25	12,5	250	0,030	

O/DX



COD.	H	L	∅			€/pz
O/DX10	42	∅25	10,5	100	0,060	
O/DX12	42	∅25	12,2	100	0,045	

O/SS



COD.	H	L	∅			€/pz
O/SS12	26	∅31	12,5	100	0,061	
O/SS14	26	∅31	14,5	100	0,055	

O/DS



COD.	H	L	∅			€/pz
O/DS12	60	∅31	12,5	100	0,116	
O/DS14	60	∅31	14,5	100	0,095	


O/SV



O/SV12 AD ESAURIMENTO
O/SV12 TO EXHAUSTION
O/SV12 A EPUISEMENT

COD.	H	L	∅			€/pz
O/SV12	26	∅31	12,5	100	0,060	
O/SV14	26	∅31	14,5	100	0,047	

O/DV



O/DV12 AD ESAURIMENTO
O/DV12 TO EXHAUSTION
O/DV12 A EPUISEMENT

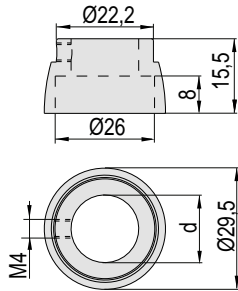
COD.	H	L	∅			€/pz
O/DV12	60	∅31	12,5	100	0,125	
O/DV14	60	∅31	14,5	100	0,104	

B/TT



COD.	H	L	∅			€/pz
B/TT12	22	∅36	12,5	100	0,138	
B/TT14	22	∅36	14,5	100	0,134	
B/TT16	22	∅36	16,5	100	0,126	
B/TT18	22	∅36	18,5	100	0,120	

ORNAMENTO TORNITO COPRISALDATURA



Turned ornament to cover welding

Ornement tourné pour couvrir la soudure

COD.	d			€/pz
O/S14/F	14,5	500	0,024	
O/S16/F	16,5	500	0,021	



ORNAMENTI DISTANZIATORI REGOLABILI

■ ORNAMENTI DISTANZIATORI REGOLABILI IN ACCIAIO TORNITO

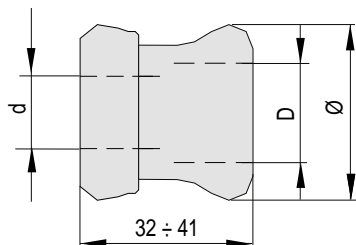
🇬🇧 ADJUSTABLE SPACERS IN TURNED STEEL

■ ENTRETOISE REGLABLE EN ACIER TOURNÉ

DISTANZIATORE REGOLABILE PER GRATE, IN ACCIAIO ZINCATO

🇬🇧 Adjustable spacer for fences, in zinked steel

■ Entretoise réglable pour grilles, en acier zingué

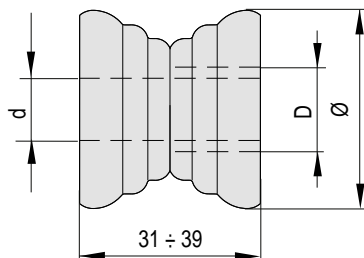


COD.	d	D	Ø			€/pz
DGL30Z	12	M18	29,6	20	0,093	
DGLZ	14	M20	34,6	20	0,127	

DISTANZIATORE REGOLABILE PER GRATE, IN ACCIAIO ZINCATO

🇬🇧 Adjustable spacer for fences, in zinked steel

■ Entretoise réglable pour grilles, en acier zingué

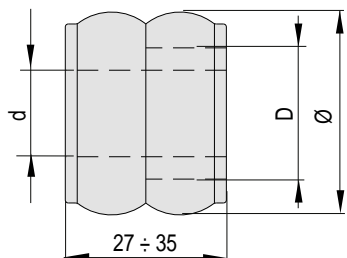


COD.	d	D	Ø			€/pz
DGB30Z	14,5	M20	30	20	0,085	
DGB34Z	14,5	M20	34	20	0,118	

DISTANZIATORE REGOLABILE PER GRATE, IN ACCIAIO ZINCATO

🇬🇧 Adjustable spacer for fences, in zinked steel

■ Entretoise réglable pour grilles, en acier zingué

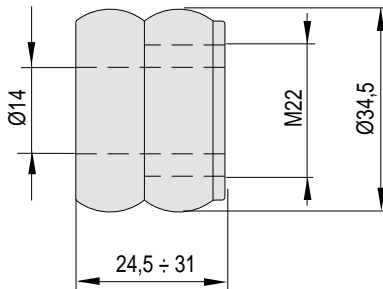


COD.	d	D	Ø			€/pz
DGA30Z	12	M18	30	20	0,087	
DGA35Z	14	M22	34,5	20	0,122	

DISTANZIATORE REGOLABILE PER GRATE, IN ACCIAIO ZINCATO

🇬🇧 Adjustable spacer for fences, in zinked steel

■ Entretoise réglable pour grilles, en acier zingué

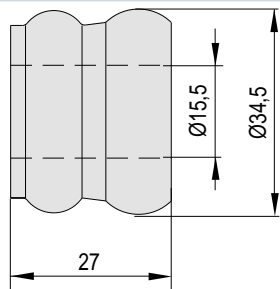


COD.			€/pz
DGC35Z	20	0,110	

DISTANZIATORE FISSO PER GRATE, IN ACCIAIO ZINCATO

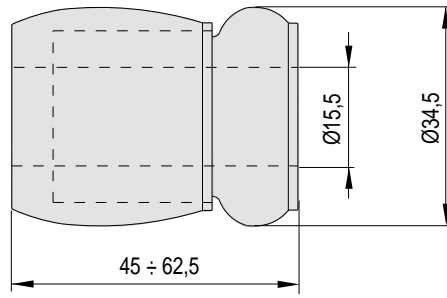
🇬🇧 Fix spacer for fences, in zinked steel

■ Entretoise fixe pour grilles, en acier zingué



COD.			€/pz
DGCF35Z	20	0,130	

DISTANZIATORE REGOLABILE PER GRATE, IN ACCIAIO ZINCATO

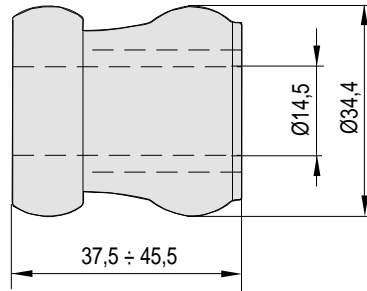


Adjustable spacer for fences, in zinked steel

Entretoise réglable pour grilles, en acier zingué

COD.			€/pz
DGH35Z	20	0,193	

DISTANZIATORE REGOLABILE PER GRATE, IN ACCIAIO ZINCATO

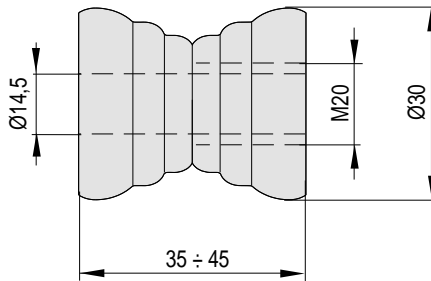


Adjustable spacer for fences, in zinked steel

Entretoise réglable pour grilles, en acier zingué

COD.			€/pz
DGI35Z	20	0,135	

DISTANZIATORE REGOLABILE PER GRATE, IN ACCIAIO ZINCATO

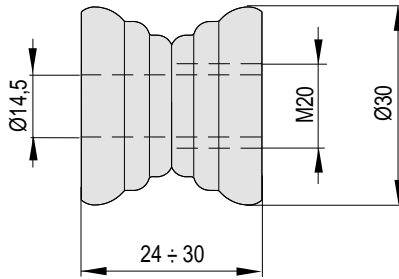


Adjustable spacer for fences in zinked steel

Entretoise réglable pour grilles, en acier zingué

COD.			€/pz
DGN30Z	20	0,098	

DISTANZIATORE REGOLABILE PER GRATE, IN ACCIAIO ZINCATO

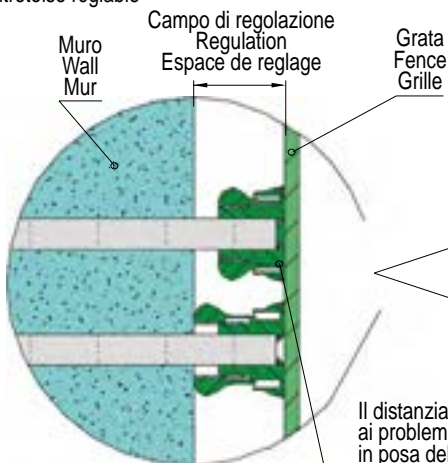


Adjustable spacer for fences, in zinked steel

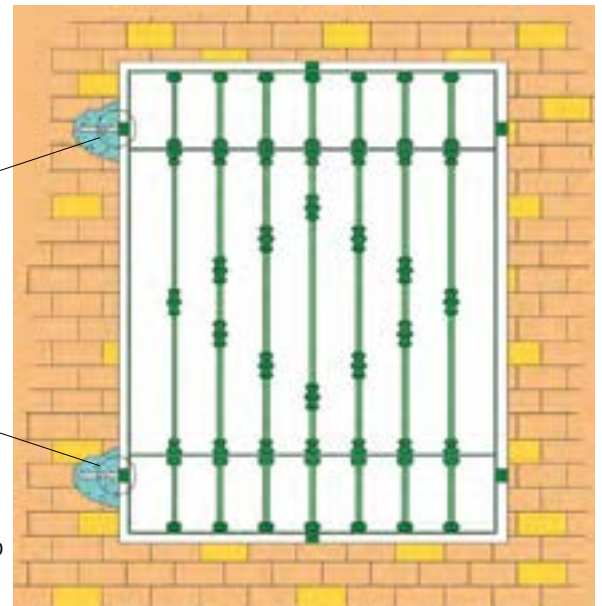
Entretoise réglable pour grilles, en acier zingué

COD.			€/pz
DGP30Z	20	0,070	

Distanziatore regolabile
Adjustable spacer
Entretoise réglable



Il distanziatore regolabile permette di ovviare ai problemi che si presentano durante la messa in posa delle grate. Il particolare comprende due elementi filettati maschio e femmina, avvitati l'uno su l'altro in misura variabile. Avvitando o svitando si vanno a recuperare le eventuali variazioni di distanza fra grata e muro nei diversi punti di attacco.





BORCHIE E ORNAMENTI IN OTTONE

■ BORCHIE E ORNAMENTI IN OTTONE

🇬🇧 BRASS ORNAMENTS

■ GARNITURES ET ORNEMENTS EN LAITON

O/POT14



H	L	Ø			€/pz
38	Ø40	14,5	50	0,173	

OD/POT14




H	L	Ø			€/pz
65	Ø40	14,5	50	0,260	

O/DXOT12



H	L	Ø			€/pz
42	Ø25	14,2	100	0,050	

O/DSOT



COD.	H	L	Ø			€/pz
O/DSOT12	60	Ø31	12,5	100	0,129	
O/DSOT14	60	Ø34	14,5	100	0,110	

B/TOT



COD.	H	L	Ø			€/pz
B/TOT12	22	Ø36	12,5	100	0,155	
B/TOT14	22	Ø36	14,5	100	0,145	
B/TOT16	22	Ø36	16,5	100	0,138	

ORNAMENTI IN OTTONE LUCIDO

■ ORNAMENTI IN OTTONE LUCIDO

🇬🇧 BRIGHT BRASS ORNAMENTS

■ ORNEMENTS EN LAITON POLI



O/SXOTL



COD.	H	L	Ø			€/pz
O/SXOTL10	24	Ø25	10,5	200	0,040	
O/SXOTL12	24	Ø25	12,5	200	0,030	

O/DXOTL



COD.	H	L	Ø			€/pz
O/DXOTL10	42	Ø25	10,5	100	0,065	
O/DXOTL12	42	Ø25	12,2	100	0,050	

AD ESAURIMENTO
TO EXHAUSTION
A EPUISEMENT

AD ESAURIMENTO
TO EXHAUSTION
A EPUISEMENT



POMOLI, PIGNE, ORNAMENTI E MANIGLIE

■ POMOLI, PIGNE, ORNAMENTI E MANIGLIE IN ACCIAIO FORGIATO

🇬🇧 ORNAMENTS AND HANDLES IN FORGED STEEL

■ BOUTONS, POMMES DE PIN, ORNEMENTS ET POIGNÉE EN ACIER FORGÉ

CP/2028



H	●	☐	KG	€/pz
80	28	25	0,452	

CP/5050F



H	●	☐	KG	€/pz
90	50	20	0,830	

CP/2040



H	●	☐	KG	€/pz
88,5	40	25	0,554	

CP/2055F



H	●	☐	KG	€/pz
120	55	10	0,610	

CP



COD.	H	●	☐	KG	€/pz
CP/2048	100	48	15	0,864	
CP/2050F	100	50	20	0,864	

CP/F




COD.	H	●	☐	KG	€/pz
CP/4530F	45	21	100	0,178	
CP/5045F	62	37	25	0,400	
CP/7055F	70	47	20	0,778	
CP/8065F	80	65	10	1,502	

PO12Q



H	D	∅	☐	KG	€/pz
100	∅27	12	50	0,160	

PO18T



H	D	∅	☐	KG	€/pz
125	∅40	18	50	0,372	

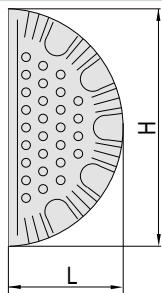
PG



COD.	H	L	■	☐	KG	€/pz
PG10	110	45	10	50	0,180	
PG12	130	50	12	30	0,196	
PG14	130	60	14	20	0,266	
PG16	170	70	16	15	0,478	



MANIGLIA SAGOMATA PER CANCELLI

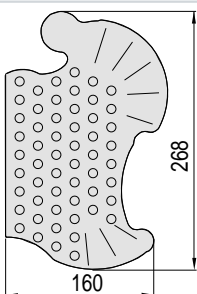


Shaped handle for gates

Poignée façonnée pour grilles

COD.	H	L	S			€/pz
MC	270	130	3	30	0,570	

MANIGLIA SAGOMATA PER CANCELLI

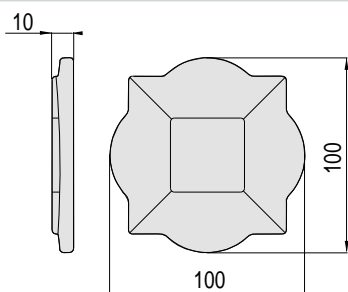


Shaped handle for gates

Poignée façonnée pour grilles

COD.	Versione Version Version			€/pz
MCC/D	Destra Right Droite	10	0,664	
MCC/S	Sinistra Left Gauche	10	0,664	

ORNAMENTO IN ACCIAIO DI FUSIONE

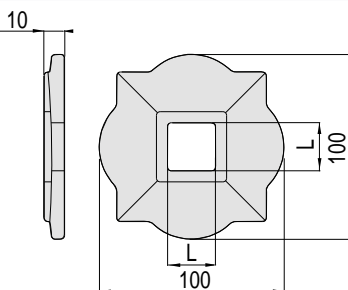


Ornament in cast steel

Ornement en fonte d'acier

COD.			€/pz
PIAS/CF	50	0,434	

ORNAMENTO FORATO IN ACCIAIO DI FUSIONE

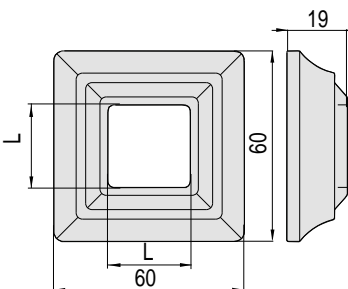



Drilled ornament in cast steel

Ornement percé en fonte d'acier

COD.	L			€/pz
PIAS/Q25F	26	50	0,413	
PIAS/Q30F	31	50	0,404	

ORNAMENTO FORATO IN ACCIAIO DI FUSIONE

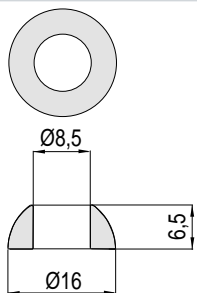



Drilled ornament in cast steel

Ornement percé en fonte d'acier

COD.	L			€/pz
PIAS60/Q25F	26	50	0,139	
PIAS60/Q30F	31	50	0,129	

BORCHIA FINTO CHIUDO PER PORTONI RUSTICI IN ACCIAIO



Upholstery in steel

Goujon avec faux clou en acier

COD.			€/pz
CF16	200	0,008	



SFERE IN OTTONE E ACCIAIO

■ ■ SFERE IN OTTONE E ACCIAIO

■ ■ BRASS AND STEEL SPHERES

■ ■ BOULES EN LAITON ET EN ACIER

SFERA LISCIA IN ACCIAIO STAMPATO



■ ■ Smooth sphere in stamped steel

■ ■ Bille lisse en acier estampé

COD.	∅			€/pz
SF15	15	200	0,012	
SF20	20	200	0,037	
SF25	25	200	0,062	
SF30	30	100	0,110	
SF35	35	100	0,170	
SF40	40	50	0,254	
SF50	50	25	0,523	
SF60	60	20	0,880	
SF70	70	10	1,476	
SF80	80	7	2,968	
SF90	90	5	3,038	
SF100	100	4	4,000	

SFERA TORNITA CON FORO FILETTATO CIECO IN ACCIAIO



■ ■ Turned steel sphere, with blind threaded hole

■ ■ Bille en acier avec trou borgne et fileté

COD.	H	∅	Foro Hole Trous			€/pz
SF20T	20,4	20	M6	200	0,040	
SF25T	25,5	25	M8	200	0,075	
SF30T	30,6	30	M10	100	0,110	
SF50T	51	50	M12	25	0,485	

SFERA CON STRIATURE IN ACCIAIO DI FUSIONE



■ ■ Sphere with grooves in cast steel

■ ■ Bille avec striure en fonte d'acier

COD.	H	∅			€/pz
SF20S	20,4	20	200	0,040	
SF25S	25,5	25	200	0,075	
SF30S	30,6	30	100	0,110	
SF50S	51	50	25	0,485	

SFERA TORNITA CON FORO FILETTATO CIECO IN OTTONE



■ ■ Turned brass sphere, with blind threaded hole

■ ■ Bille en laiton avec trou borgne et fileté

COD.	∅	Foro Hole Trous			€/pz
SF/320T	32	M6	100	0,140	
SF/490T	49	M10	25	0,486	

SFERA TORNITA CON FORO TONDO PASSANTE IN OTTONE

Turned brass sphere with through hole

Bille en laiton, avec trou

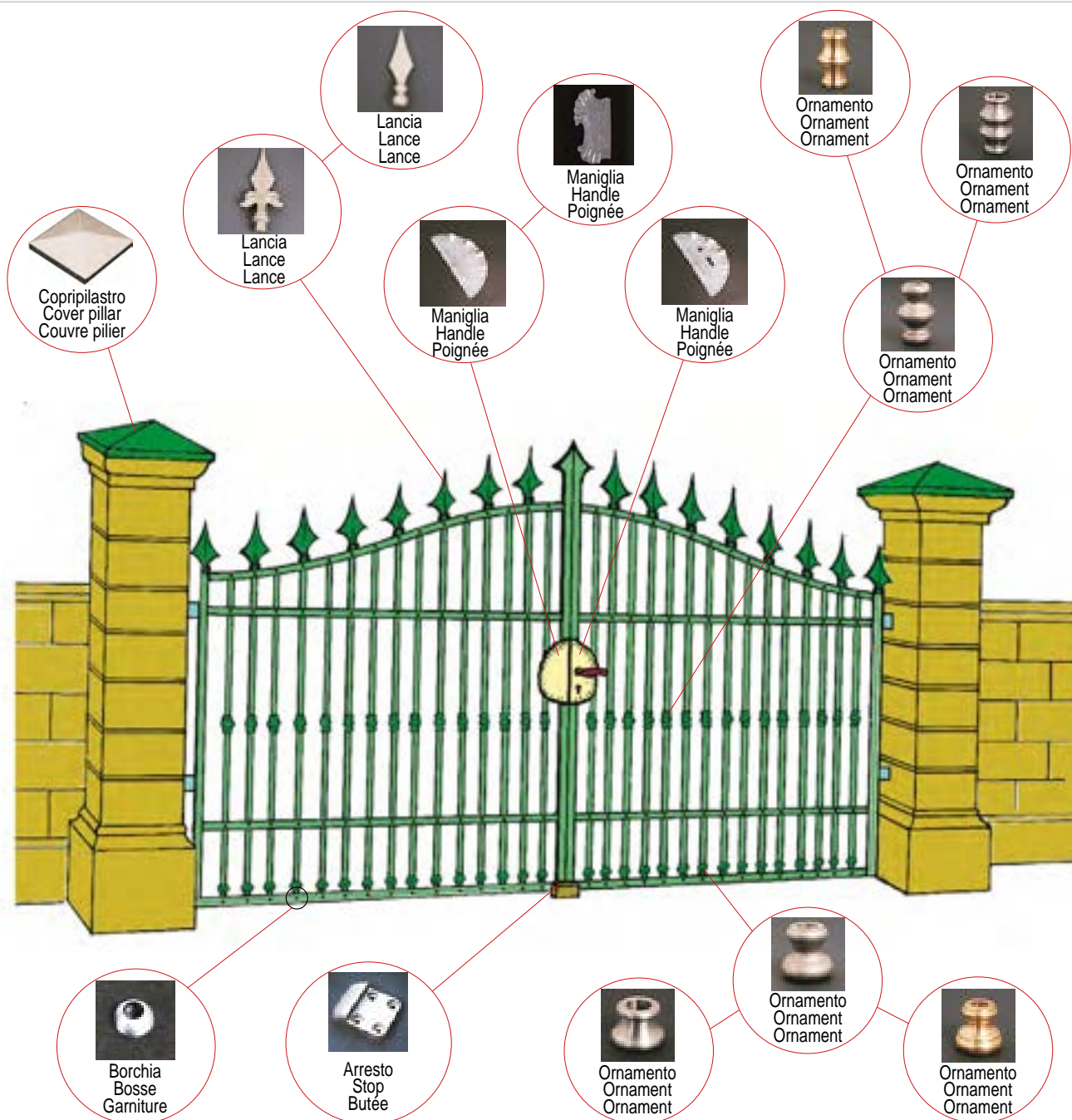


COD.	∅	Foro Hole Trous			€/pz
SF/320T14	32	∅14,5	100	0,100	

Accessori per cancelli in ferro battuto con apertura a battente

Wrought iron wing gate accessories

Accessoires pour portails à battant en fer forgé





CHIUDIPIORTA E FERMA PERSIANE

🇮🇹 CHIUDIPIORTA PNEUMATICI REGOLABILI E FERMA PERSIANE

🇬🇧 PNEUMATIC ADJUSTABLE DOOR-CLOSERS AND BLINDS STOP

🇫🇷 FERME-PORTES PNEUMATIQUES RÉGLABLES ET ARRÊT VOILETS





CHIUDIPIORTA PNEUMATICI REGOLABILI

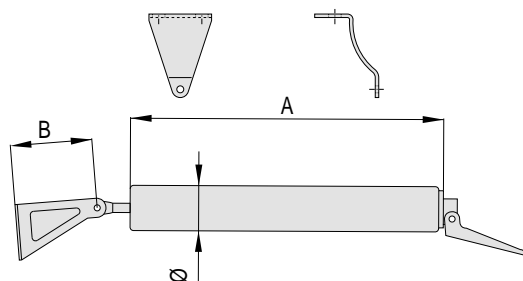
CHIUDIPIORTA PNEUMATICI REGOLABILI

PNEUMATIC ADJUSTABLE DOOR-CLOSERS

FERME-PORTES PNEUMATIQUES RÉGLABLES

CHIUDIPIORTA PNEUMATICO REGOLABILE PER PORTE

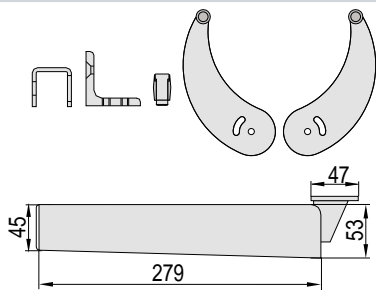
ADESSAURIMENTO
TO CLAUSSION
A REPARTEMENT



Chiudiporta pneumatico regolabile.
Massima apertura 92°
Adjustable pneumatic door-closer.
Max opening 92°
Ferme-porte pneumatique réglable.
Ouverture max 92°

COD.	Versione Version Version	A	B	Ø	KG	KG	KG	€/pz
1107A	Argento Silver Argent	270	70	39	25 ÷ 45	9	0,530	
1102A	Argento Silver Argent	230	56	32	25 ÷ 45	9	0,390	
1102B	Nero Black Noir	230	56	32	25 ÷ 45	9	0,390	

CHIUDIPIORTA PNEUMATICO REGOLABILE PER CANCELLETTI



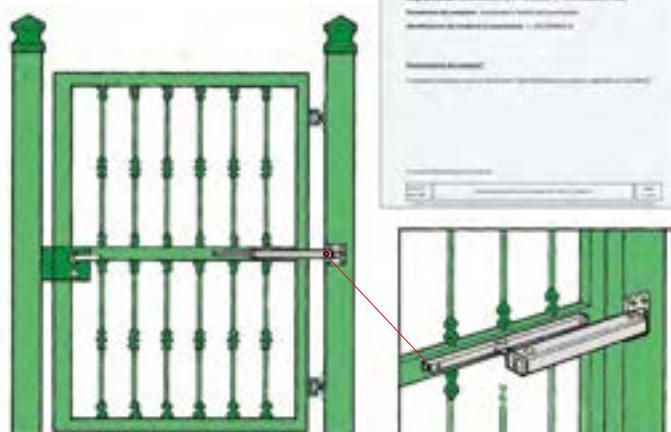
Applicabile su qualsiasi cancelletto in ferro, legno e alluminio; regolazione sia per la velocità di chiusura sia per lo scatto finale. Portata max Kg. 50. Apertura utile max 90°. Colore nero
The pneumatic door-closer can be applied to all kinds of iron, wood and aluminium gate. Maximum capacity Kg. 50. Opening up to 90°. Black colour
Le ferme-porte pneumatique est applicable a tous les portillons en fer, bois et aluminium. Capacité maximum Kg. 50. Ouverture jusqu'au 90°. Peint en noir

COD.	KG	€/pz
2200	1,294	

Applicabile a cancelletti di qualsiasi materiale: ferro, legno e alluminio
Apertura sino a 90°
Dimensioni max. 1m x 2m
Portata max. 50Kg
Colore nero
Fermo d'arresto
Regolazione per la velocità di chiusura
Non richiede alcuna manutenzione
Testato per 100000 cicli di apertura / chiusura dall'istituto GIORDANO

Applicable to gates of any material: iron, wood and aluminum
Opening up to 90°
Max. dimensions 1m x 2m
Max flow 50Kg
Black colour
Stop
Closing speed adjustment
No maintenance required
Tested on 100000 opening / closing cycles by GIORDANO institute

Applicable aux portillons de tous matériaux: fer, bois et aluminium
Ouverture jusqu'à 90°
Dimensions max. 1 m x 2 m
Capacité maximale 50 kg
Couleur noir
Arrête
Réglage de la vitesse de fermeture
Il ne nécessite aucun entretien
Teste pour 100000 cycles d'ouverture / fermeture par l'istitut GIORDANO





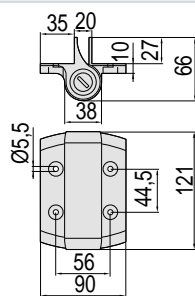
CHIUDI CANCELLETTO REGOLABILE

CHIUDI CANCELLETTO REGOLABILE

ADJUSTABLE DOOR-CLOSER FOR GATES

FERME-PORTE RÉGLABLE POUR PORTILLONS

COPPIA DI CERNIERE A MOLLA, REGOLABILI, PER CANCELLETTI



Coppia di cerniere a molla, ad avvitare, in plastica nera, con tappi copriviti. Adatto per realizzare la chiusura automatica di cancelletti con peso massimo complessivo di 70 Kg (per coppia di cerniere). Forza di chiusura regolabile agendo sulla vite di regolazione. Movimento di chiusura con molla in acciaio inox. Realizzato in materiale autolubrificante. Dotato di alette di centraggio per facilitare il montaggio. Facile e veloce da installare, può essere montato su cancelletti di qualsiasi materiale.

Pair of spring hinges to screw, in black plastic with screw covers. Suitable for automatic closing of pedestrian gates with a maximum weight of 70 kgs (for two hinges). Adjustable closing power by acting on the adjustment screw closing movement with stainless steel spring. Made in selflubricating material. Equipped with centring lugs to facilitate assembly. Easy and fast to install, it can be used on pedestrian gates of any material.

Paire de charnières à ressort, en plastique noir, avec cache-vis. Parfaites pour la fermeture automatique des portillons avec un poids total maximum de 70 kg (par paire de charnières). Pouvoir de fermeture réglable agissant sur la vis de réglage. Mouvement de fermeture avec ressort en acier inoxydable. Fabriquées en matériau autolubrifiant. Équipées de cornes de centrage pour faciliter l'assemblage. Faciles et rapides à installer, on peut les monter sur des portillons de n'importe quel matériel.

COD.	KG		KG	€/pz
CM70	70	1	0,610	

Regolazione della forza ed esempio di montaggio

Closing power regulation and assembly example

Réglage de fermeture et exemple d'assemblage



Regolazione della forza di chiusura agendo sulla vite di regolazione

Closing force setting by acting on the adjustment screw

Réglage de fermeture agissant sur la vis de réglage





CERNIERA A MOLLA

■ CERNIERA A MOLLA PER PORTE IN FERRO

🇬🇧 SPRING HINGE FOR IRON DOORS

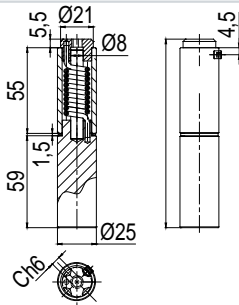
■ CHARNIÈRE À RESSORT POUR PORTES EN FER

CERNIERA IN ACCIAIO, A SALDARE, PER PORTE E CANCELLETTI IN FERRO

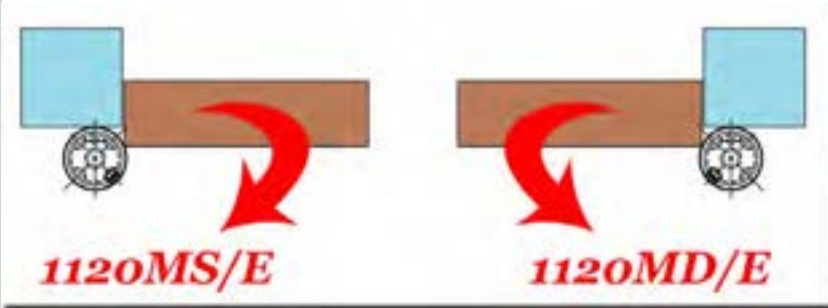
🇬🇧 Steel hinge, to be welded, for iron doors and gates

■ Charnière en acier, à souder, pour portes et portails en fer

NUOVO PRODOTTO
NEUW PRODUKT
NOUVEAU PRODUIT



COD.	Versione Version Version	KG		KG	€/pz
1120MD/E	Destra Right Droit	60	10	0,405	
1120MS/E	Sinistra Left Gauche	60	10	0,405	



■ Profilo tondo diametro 25mm
Rondella in ottone
Chiusura a molla
Forza di chiusura della molla
registrabile
Disponibile nella versione
senza molla, art. 1120/E

🇬🇧 Round profile diameter 25mm
Brass washer
Spring closure
Adjustable spring closing force
Available in version
without spring, art. 1120 / E

■ Profilé rond diamètre 25 mm
Rondelle en laiton
Fermeture à ressort
Force de fermeture du ressort réglable
Disponibile dans la version
sans ressort, art. 1120 / E





FERMA PERSIANE

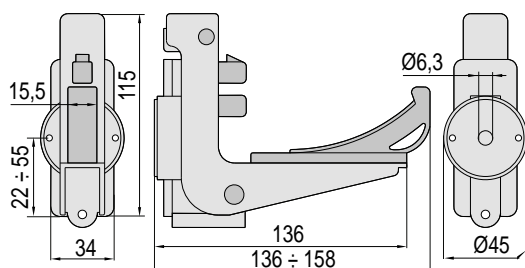
■ ■ ACCESSORI PER PERSIANE

■ ■ ACCESSORIES FOR BLINDS

■ ■ ACCESSOIRES POUR VOILETS

FERMA PERSIANE ZELUS, AGGANCIAMENTO E SGANCIAMENTO AUTOMATICO

BREVETTATA
PATENTED
BREVETÉE



■ ■ Ferma persiana universale, in plastica nera, con aggancio e sgancio automatico, con vite e tassello.

■ ■ Universal shutter-stop, in black plastic, with automatic coupling and uncoupling, with screw.

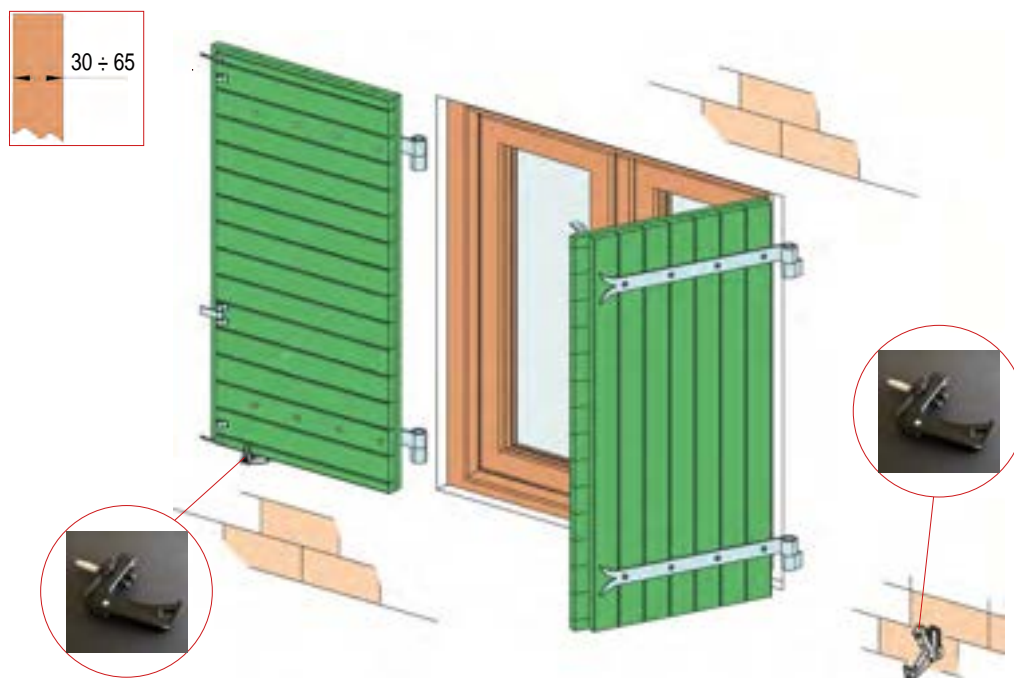
■ ■ Arrêt-volet universel, en plastique noir, avec accrochage et décrochage automatique, avec vis.

COD.			€/pz
ZELUS	12	0,150	

■ ■ Esempio di applicazione

■ ■ Exemple of application

■ ■ Exemple d'application



■ ■ Il fermapersiana automatico Zelus risolve tutti i problemi di aggancio e sgancio delle ante delle persiane in posizione di apertura. Non occorre più sporgersi per sbloccare manualmente i fermapersiana tradizionali, ma basta esercitare una piccola pressione sull'anta e il perno a molla la sgancerà automaticamente. Facile da installare e ancor più facile da mantenere. In caso di malfunzionamento o sostituzione, il corpo del fermapersiana può essere rimosso senza rimuovere anche il tassello di fissaggio al muro. Registrabile in altezza (0-45 mm) e in larghezza in base allo spessore dell'anta (spessore 30-65 mm).

■ ■ The Zelus automatic shutter-stop solves all the problems of coupling and uncoupling the shutters in the open position. No more need to unlock manually the traditional shutter-stops, but it is enough to do a little pressure on the shutter and the clockwork pivot will disengage it automatically. It is easy to install and easier to maintain. In case of malfunction or replacement, the body of the shutter-stop can be removed without removing the fixing plug on the wall. It is adjustable in height (0-45 mm) and width according to the thickness of the shutter (thickness 30-65 mm).

■ ■ L'arrêt-volet automatique Zelus résout tous les problèmes accrochage et décrochage des volets en position d'ouverture. Il ne faut plus se pencher pour déverrouiller manuellement l'arrêt-volet traditionnel, mais il suffit d'appliquer un peu de pression sur le volet et le pivot mécanique le désengage automatiquement. Facile à installer et encore plus facile à entretenir. En cas de dysfonctionnement ou de remplacement, le corps de l'arrêt-volet peut être enlevé sans enlever la pièce de fixation au mur. Réglable en hauteur (0-45 mm) et en largeur en fonction de l'épaisseur du volet (épaisseur 30-65 mm).

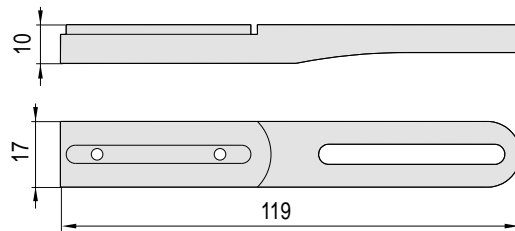


Testato per 10000 cicli di apertura / chiusura dall'istituto GIORDANO

Tested on 10000 opening / closing cycles by the GIORDANO institute.

Teste pour 10000 cycles d'ouverture / fermeture par l'istitut GIORDANO

STAFFA PROLUNGA PER FERMA PERSIANA AUTOMATICO ZELUS

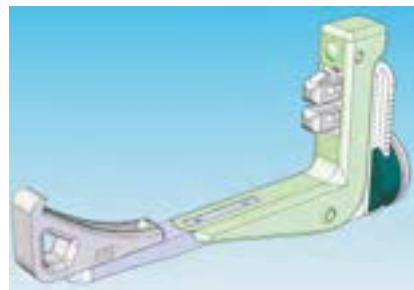


Staffa prolunga in plastica nera.

Permette di utilizzare il fermapersiana Zelus su ante di spessore fino a 130 mm.

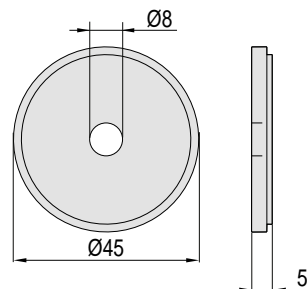
Extension bracket in black plastic for ZELUS. For shutters with thickness until 130 mm.

ESupport d'extension en plastique noir pour utiliser l'arrêt volet ZELUS sur panneaux avec épaisseur jusu'à 130 mm.



COD.			€/pz
STAF/ZELUS	12	0,010	

DISTANZIALE PER FERMA PERSIANA AUTOMATICO ZELUS



Distanziale in plastica nera. Permette di aumentare la distanza del fermapersiana dal muro.

Spacer in black plastic. To increase distance between the shutter-stop and the wall.

Entretoise en plastique noir pour augmenter la distance entre l'arrêt-volet et le mur.



COD.			€/pz
DS/ZELUS	20	0,005	



SPIONCINI OTTICI E DIGITALI

🇮🇹 SPIONCINI OTTICI E DIGITALI

🇬🇧 DOOR PEEPHOLE VIEWER AND DIGITAL

🇫🇷 JUDAS AND JUDAS DIGITAL





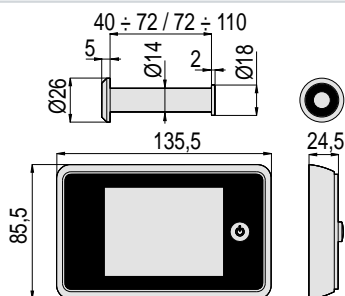
SPIONCINI DIGITALI

■ ■ SPIONCINI DIGITALI

🇬🇧 DIGITAL DOOR PEEPHOLE VIEWER

■ ■ JUDAS DIGITAL

SPIONCINO DIGITALE



COD.	Versione Version Version			€/pz
SPD14/CS	Cromo satinato Satin chrome Chrome satiné	1	0,270	
SPD14/OL	Ottone lucido Polished brass Laiton poli	1	0,270	
SPD14/BR	Bronzato Bronzed Bronzé	1	0,270	

■ ■ Lo spioncino digitale è nato per fornire un'alternativa agli spioncini ottici tradizionali, e rispetto a questi offre notevoli vantaggi. Offre un'immagine nitida e per nulla distorta, semplicemente premendo un pulsante. La telecamera offre un angolo visuale di 110°, mentre l'ampio display LCD, a colori, da 3,5", consente di avere un'immagine molto ingrandita rispetto a quella offerta dagli spioncini tradizionali.

Queste differenze, consentono allo spioncino digitale di essere l'alternativa privilegiata quando l'utilizzatore ha delle difficoltà motorie oppure è una persona anziana.

L'installazione è molto semplice: basta, infatti, realizzare un foro passante di diametro 14 mm sul pannello. Non occorre realizzare altri fori per ancorare il display al pannello, in quanto questo viene tenuto in posizione dalla bussola ad avvitare della telecamera. L'alimentazione è fornita da quattro batterie AA, facilmente sostituibili.

🇬🇧 The digital door viewer is a good alternative to traditional door viewers and compared to them offers significant advantages. The reproduced image will be clear at the push of a button. The camera offers a 110° visual angle and the 3,5" color display allows you to have an enlarged image compared to that offered by traditional door viewers.

These differences allow digital door viewers to be the preferred alternative when users have walking difficulties or are elderly people.

Installation is very simple, it is enough to make a 14 mm diameter through hole on the panel. It is not necessary to make other holes to anchor the display to the panel, as this is held in position by the sedan to screw the camera.

Power is supplied by four easily replaceable AA batteries

■ ■ Le judas digital c'est une bonne alternative aux judas traditionnels et en plus on a beaucoup d'avantages.

Avec une simple pression sur un bouton on a un'image claire et non déformée.

La caméra offre un angle de vision de 110° et le grand écran LCD à couleurs de 3,5" donne la possibilité d'obtenir un'image plus large par rapport aux judas traditionnels.

Avec cetttes differences le judas digital c'est une bonne alternative surtout en cas de personnes ayant des difficultés à marcher et aussi en cas des personnes âgées.

L'installation est très simple. C'est suffisant faire un trou passant de 14 mm dans le panneau. Il n'est pas nécessaire de faire autres trous pour fixer l'écran au panneau. L'écran est mantenu en place par la boussole à visser de la camera.

L'alimentation est fournie par 4 piles qui sont très faciles à remplacer.





SPIONCINI OTTICI

🇮🇹 SPIONCINI OTTICI

🇬🇧 DOOR PEEPHOLE VIEWER

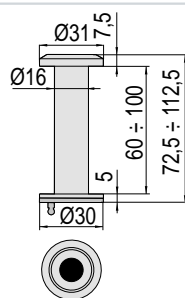
🇫🇷 JUDAS

SPIONCINO OTTICO TONDO IN ZAMA

🇬🇧 Door peephole viewer in zama

🇫🇷 Judas en zamak

Art. SPO16/CS/OT NUOVO PRODOTTO
Art. SPO16/CL
Art. SPO16/OL
Art. SPO16/BS
Art. SPO16/CS/OT NOUVEAU PRODUIT



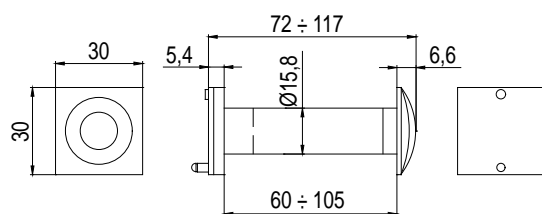
COD.	Versione Version Version			€/pz
SPO16/CS	Cromo satinato Satin chrome Chrome satiné	10	0,065	
SPO16/CL	Cromo lucido Polished chrome Chrome poli	10	0,065	
SPO16/OL	Ottone lucido Polished brass Laiton poli	10	0,065	
SPO16/BS	Bronzo satinato Satin bronze Satin bronzé	10	0,065	
SPO16/CS/OT	Cromo satinato-Ottone lucido Satin chrome-Polished brass Chrome satiné-Laiton poli	10	0,065	

SPIONCINO OTTICO QUADRO IN ZAMA

🇬🇧 Door peephole viewer in zama

🇫🇷 Judas en zamak

NUOVO PRODOTTO
NOUVEAU PRODUIT



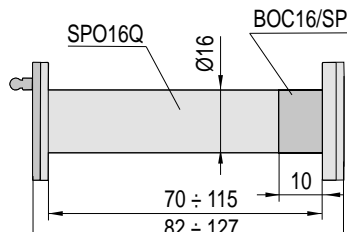
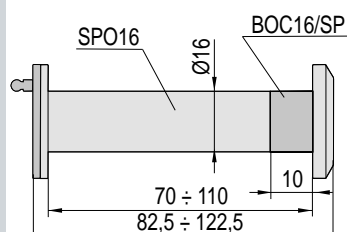
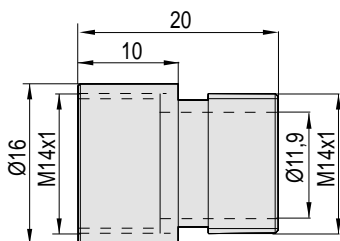
COD.	Versione Version Version			€/pz
SPO16Q/CS	Cromo satinato Satin chrome Chrome satin	10	0,072	

DISTANZIALE PER SPIONCINO OTTICO, IN OTTONE

🇮🇹 Boccola distanziatrice in ottone, per spioncini ottici delle serie SPO16 e SPO16Q. Aumenta la lunghezza dello spioncino di 10 mm

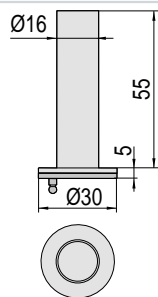
🇬🇧 Brass spacer bushing, for optic door viewers SPO16 and SPO16Q series. It increases door viewer length by 10 mm

🇫🇷 Douille entretoise en laiton, pour judas optiques de la série SPO16 et SPO16Q. Cela augmente la longueur du judas de 10 mm



COD.			€/pz
BOC16/SP	20	0,006	

OCCHIELLO PER SPIONCINO OTTICO IN ZAMA



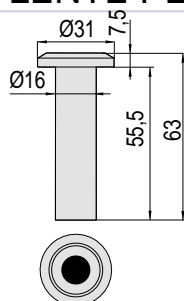

🇬🇧 [Door peephole viewer in zama](#)

🇫🇷 [Judas en zamak](#)

COD.	Versione Version Version			€/pz
CIC16/CS	Cromo satinato Satin chrome Chrome satin	10	0,030	
CIC16/CL	Cromo lucido Polished chrome Chrome poli	10	0,030	
CIC16/OL	Ottone lucido Polished brass Laiton poli	10	0,030	
CIC16/BS	Bronzo satinato Satin bronze Bronze satin	10	0,030	

LENTE PER SPIONCINO OTTICO IN ZAMA

art. LE16/BS - LE16/CS NUOVO PRODOTTO
art. LE16/BS - LE16/CS NOUVEAU PRODUIT



🇬🇧 [Lens for door peephole viewer in zama](#)

🇫🇷 [Lentille pour judas en zamak](#)

COD.	Versione Version Version			€/pz
LE16/OL	Ottone lucido Polished brass Laiton poli	10	0,030	
LE16/BS	Bronzo satinato Satin bronze Bronze satiné	10	0,030	
LE16/CS	Cromo satinato Satin chrome Chrome satiné	10	0,030	

🇫🇷 La lente LE16 può essere montata in accoppiamento con tutti gli occhietti della serie CIC16, permettendo di avere due finiture differenti all'interno ed all'esterno della porta, per meglio integrarsi con differenti rivestimenti del pannello.

🇬🇧 LE16 lens can be mounted in conjunction with all the eyepieces of the CIC16 series, allowing you to have two different finishes inside and outside the door and better adapt to different panel coatings.

🇫🇷 L'objectif LE16 peut être monté en conjonction avec tous les oeilletons de la série CIC16, ceci permet d'avoir deux finitions différentes à l'intérieur et à l'extérieur de la porte, pour mieux intégrer différents revêtements de panneaux.



PENSILINE

■ PENSILINE SINGOLE E DOPPIE IN POLICARBONATO

■ SINGLE AND DOUBLE CANOPIES IN POLYCARBONATE

■ CANOPIES SIMPLES ET DOUBLES EN POLYCARBONATE








PENSILINE SINGOLE

■ ■ PENSILINE SINGOLE IN POLICARBONATO

🇬🇧 SINGLE CANOPIES IN POLYCARBONATE

■ ■ CANOPIES SIMPLÉS EN POLYCARBONATE



COD.	Lunghezza Lenght Longueur (mm)	Profondità Width Profondeur (mm)	Spessore pannello Board tickness Epaisseur du panneau (mm)	Tipo pannello Board type Type de panneau				€/pz
PE120X70ALV/N	1200	700	5	Alveolare Cellular Alvéolaire	40	1	4,600	
PE150X100ALV/N	1500	1000	5	Alveolare Cellular Alvéolaire	75	1	6,800	
PE120X70TR/N	1200	700	2	Trasparente Transparent Transparent	50	1	6,800	
PE120X100TR/N	1200	1000	3	Trasparente Transparent Transparent	70	1	9,500	
PE150X100TR/N	1500	1000	3	Trasparente Transparent Transparent	160	1	11,500	
PE120X70F/N	1200	700	2	Fumé Smoked Fumé	50	1	6,800	
PE140X70TR/N	1400	700	3	Trasparente Transparent Transparent	70	1	7,800	
PE150X100F/N	1500	1000	3	Fumé Smoked Fumé	160	1	11,500	

■ ■ La portata è indicativa, ed è da considerarsi come carico distribuito uniformemente su tutta la superficie, come ad esempio un carico dovuto alla neve.

Gli articoli PE120X100TR/N, PE120X70F/N e PE150X100F/N sono disponibili fino ad esaurimento

🇬🇧 The capacity is indicative, and is to be considered as a load uniformly distributed over the entire surface, such as a load due to snow.

The articles PE120X100TR / N, PE120X70F / N and PE150X100F / N are available until exhaustion

■ ■ La capacité est indicative et doit être considérée comme une charge uniformément répartie sur toute la surface, comme une charge due à la neige.

Les articles PE120X100TR / N, PE120X70F / N et PE150X100F / N sont disponibles jusqu'à épuisement

Le pensiline in policarbonato sono la risposta a tutte quelle situazioni in cui si voglia proteggere la zona antistante un accesso in facciata, da neve e pioggia, dando così l'opportunità di poter aprire il portoncino o la porta finestra senza dover armeggiare con l'ombrello e senza bagnarsi.

Le pensiline sono realizzate con pannelli in policarbonato, di tre differenti tipologie:

- * Policarbonato trasparente
- * Policarbonato alveolare
- * Policarbonato fumé

I pannelli sono sottoposti ad uno speciale trattamento superficiale che li protegge dall'invecchiamento causato dall'esposizione agli agenti atmosferici e alla luce solare diretta. Tale trattamento, consente di minimizzare la variazione di colore del materiale nel tempo (ovvero la caratteristica opacizzazione ed ingiallimento tipici dei materiali plastici), garantendo una trasparenza assoluta anche a distanza di anni.

Il telaio è composto da due centine laterali, curvate, in ABS, e da due barre di irrigidimento orizzontali in alluminio.

Tutti gli elementi del telaio sono stampati o verniciati in colore nero.

Grande facilità di montaggio ed installazione: il telaio si assembla inserendo i bordi del pannello in policarbonato e le estremità delle barre di irrigidimento in alluminio negli appositi alloggiamenti ad incastro sagomati delle centine laterali. Il tutto viene bloccato avvitando quattro viti in acciaio inox, occultate nelle centine stesse. Il fissaggio al muro, avviene semplicemente utilizzando quattro tasselli.

The polycarbonate canopies are the right solution to protect an area by snow and rain giving the possibility to open the door or the window without umbrella, and the risk of getting wet.

The canopies are produced with panels in polycarbonate, in three different versions:

- * Transparent polycarbonate
- * Cellular polycarbonate
- * Smoked polycarbonate

The panels have a special treatment reducing the aging caused by the exposition to the external agents. This treatment reduces the colour changing of the material during the time and maintain the transparency during the years.

The frame is including two lateral curved ribs in ABS and two stiffening bars in aluminium.

All the elements of the frame are painted in black colour.

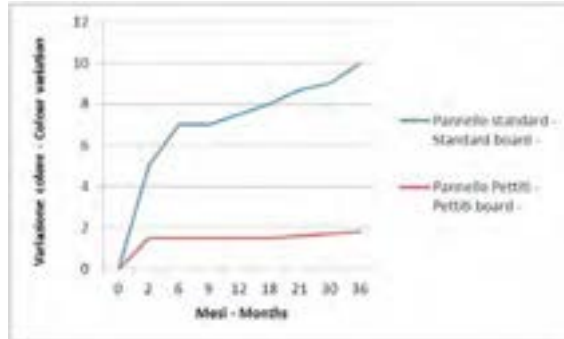
The assembly and the installment are very easy: the frame can be assembled to the edges of the panel and the bar ends in the proper space located in the ribs. All can be fixed with 4 screws in stainless steel.

Wall fixing can be made with 4 dowels.

Canopies en polycarbonate sont la réponse à toutes les situations dans lesquelles vous souhaitez protéger la zone devant une façade d'accès de la neige et de la pluie, donnant ainsi la possibilité d'ouvrir la porte ou la porte-fenêtre sans bricoler le parapluie et sans se mouiller. canopies sont fabriqués avec des panneaux en polycarbonate, de trois types différents:

- * Polycarbonate transparent
- * Polycarbonate alvéolaire
- * Polycarbonate fumé

Les panneaux sont soumis à un traitement de surface spécial qui les protège du vieillissement causé par l'exposition aux agents atmosphériques et à la lumière directe du soleil. Ce traitement permet de minimiser la variation de couleur du matériau dans le temps, garantissant une transparence absolue même après de nombreuses années. Le cadre est composé de deux nervures latérales incurvées en ABS et de deux barres de renforcement horizontales en aluminium. Tous les éléments du cadre sont imprimés ou peints en noir. Grande facilité de montage et d'installation: le cadre est assemblé en insérant les bords du panneau en polycarbonate et les extrémités des barres de renfort en aluminium dans les boîtiers emboîtables de forme spéciale des nervures latérales. Tout est bloqué par le vissage de quatre vis en acier inoxydable, cachées dans les nervures elles-mêmes. La fixation au mur se fait simplement à l'aide de quatre chevilles.





PENSILINE DOPPIE

■ ■ PENSILINE DOPPIE IN POLICARBONATO

■ ■ DOUBLE CANOPIES IN POLYCARBONATE

■ ■ CANOPIES DOUBLES EN POLYCARBONATE



■ ■ Pensilina per cancelli pedonali con pannello in policarbonato trasparente. Regolabile in altezza ed in larghezza. Regolazione in altezza di 170 mm. Adatto per cancelletti con passaggio da 900 a 1.200 mm. Pannello in policarbonato trasparente, spessore 3 mm. Supporti in ABS nero. Staffe di fissaggio in acciaio, con verniciatura a cataforesi nera. Universale e facile da installare.

■ ■ Canopy for pedestrian gates with transparent polycarbonate panel. Adjustable in height and width. Adjustable in height by 170 mm. Suitable for pedestrian gates with opening 900-1.200 mm.

Transparent polycarbonate panel, thickness 3 mm. Supports in black ABS. Fixing plates in steel with cataphoresis black finishing. Universal and easy to install.

■ ■ Canopie pour portails piétons avec panneau en polycarbonate transparent. Réglable en hauteur et en largeur. Réglage en hauteur de 170 mm. Convient à portails avec passage de 900 à 1.200 mm. Panneau en polycarbonate transparent de 3 mm d'épaisseur. Supports ABS noirs. Équerres de fixation en acier, avec peinture de cataphorèse noire. Universel et facile à installer.

■ ■ La portata è indicativa, ed è da considerarsi come carico distribuito uniformemente su tutta la superficie, come ad esempio un carico dovuto alla neve.

■ ■ the capacity is indicative, and is to be considered as a load uniformly distributed over the entire surface, such as a load due to snow.

■ ■ la capacité est indicative et doit être considérée comme une charge uniformément répartie sur toute la surface, comme une charge due à la neige.

COD.	KG		KG	€/pz
PED140X140TR/N	100	1	23,000	





ACCESSORI INOX

ACCESSORI INOX

STAINLESS STEEL ACCESSOIRES

ACCESSOIRES EN ACIER INOXYDABLE

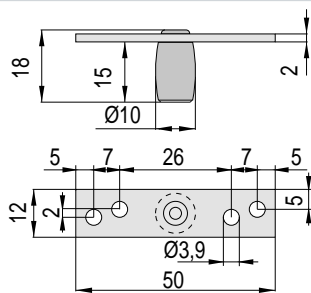
Accessori in INOX idonei per posa esterna.
Tutti i particolari sono realizzati in acciaio INOX 303 o 304

Stainless steel accessories suitable for outdoor installation.
All the articles are made in stainless steel 303 or 304

Accessoires en acier inoxydable adaptés à une installation en extérieur.
Tous les détails sont en acier inoxydable 303 ou 304



PIASTRA FISSA A PAVIMENTO CON OLIVA GIREVOLE CENTRALE IN NYLON

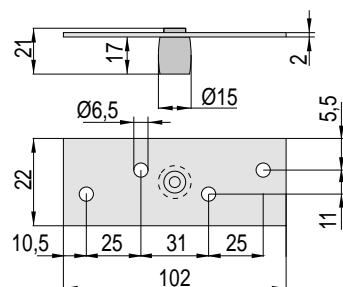


Fixed floor plate with central roller in nylon

Platine fixe avec olive pivotante en nylon

COD.			€/pz
312BN/INOX	50	0,015	

PIASTRA FISSA A PAVIMENTO CON OLIVA GIREVOLE CENTRALE IN NYLON

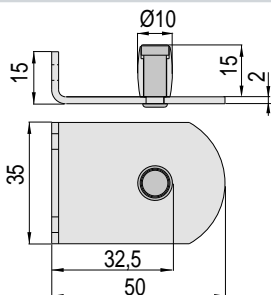


Fixed floor plate with central roller in nylon

Platine fixe avec olive pivotante

COD.			€/pz
310N/INOX	50	0,055	

PIASTRA FISSA A PARETE CON OLIVA GIREVOLE IN NYLON

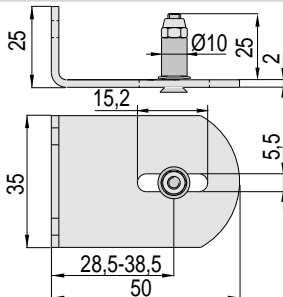


Fixed wall plate with roller in nylon

Plaque murale fixe avec olives en nylon

COD.			€/pz
312P/32/INOX	10	0,050	

GUIDA INFERIORE PER ANTE SOVRAPPOSTE

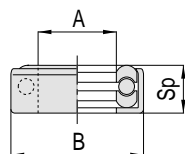


Lower guide for overlapped wings in stainless steel

guide inférieure pour volets à chevauchement, en acier inox

COD.			€/pz
STAS/50	12	0,038	

CUSCINETTI REGGISPINTA STAMPATI

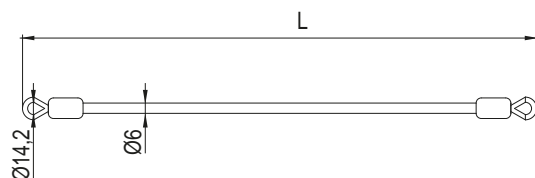


Stamped thrust bearing

Coussinets estampés

COD.	A	B	Sp			€/pz
1600/14/INOX	14	22	6,7	100	0,008	

CAVO DI RITENUTA PER CANCELLI



Retaining cable

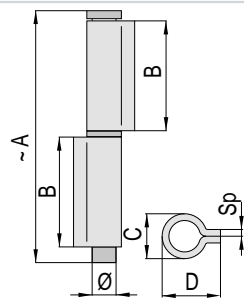
Câble de retenue

COD.	L				€/pz
CAV/RCB/500	500	450	10	0,15	
CAV/RCB/600	600	450	10	0,18	
CAV/RCB/700	700	450	10	0,21	

NUOVO PRODOTTO
NEU PRODUIT

NUOVO PRODOTTO
NEU PRODUIT

CERNIERA INOX "HORA11300" CON PERNO SFILABILE IN ACCIAIO E RONDELLA

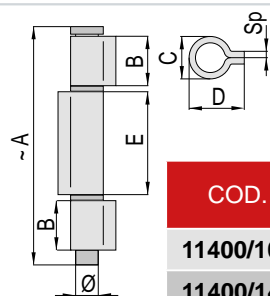


Stamped hinge with removable pin and brass washer

Charnière estampée pivot amovible et rondelle laiton

COD.	A	B	C	D	Ø	Sp	KG		KG	€/pz
11300/60	60	27	12	17	7,8	2	80	48	0,057	
11300/80	80	36	12	17	7,8	2	100	48	0,076	
11300/100	100	46	14,5	20	10	2	150	40	0,135	
11300/120	120	56	14,5	20	10	2	150	24	0,180	
11300/140	140	65	16	22,5	11	2,5	200	25	0,240	

CERNIERA INOX "HORA11400" CON PERNO SFILABILE IN ACCIAIO E RONDELLA

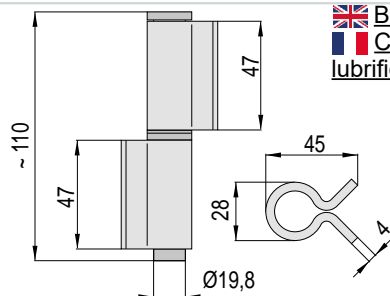


Stamped hinge with removable pin and brass washer

Charnière estampée pivot amovible et rondelle laiton

COD.	A	B	C	D	E	Ø	Sp	KG		KG	€/pz
11400/100	100	21,5	14,5	20	47	10	2	120	40	0,130	
11400/140	140	32	16	22,5	66	11	2,5	230	25	0,245	

CERNIERA INOX CON PERNO SFILABILE, RONDELLA IN OTTONE E FORO DI LUBR.

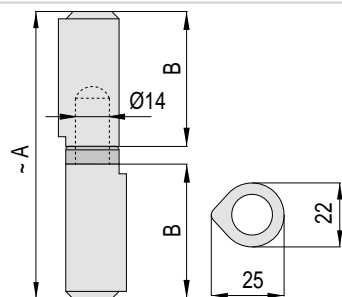


Big stamped hinge, with removable pin, brass washer. Lubrication hole

Charnière grande imprimée, pivot enfilable, rondelle en laiton. Trou de lubrification

COD.	KG		KG	€/pz
1090AO/2/INOX	400	10	0,585	

CERNIERA "ROLLONA" CON PERNO FISSO IN OTTONE E CUSCINETTO IN INOX

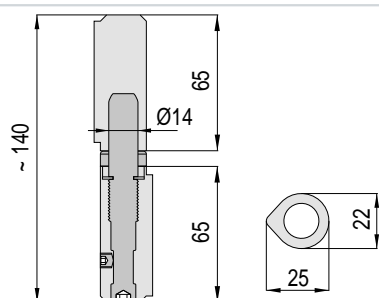


Brass turned hinge fix pin and stainless steel bearing

Charnière tournée pivot fixe en laiton et coussinet cimenté zingué

COD.	A	B	KG		KG	€/pz
1150/E/C/INOX	140	66	150	10	0,387	

CERNIERA AMBIDESTRA REGISTRABILE CON PERNO IN OTTONE E CUSCINETTO IN INOX

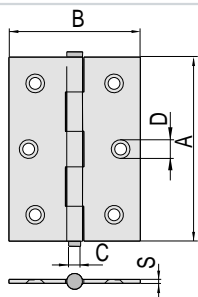


Hinge ambidextrous, with brass pin and stainless steel thrust bearing. Lateral dowel

Charnière ambidestre avec pivot en laiton et coussinet inox. Grain laterale

COD.	KG		KG	€/pz
1150/RR/INOX	150	10	0,380	

CERNIERA STAMPATA PER ANTE IN LEGNO CON PERNO SFILABILE

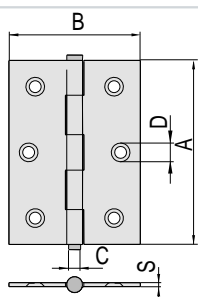


Stamped hinge for wooden doors with removable pin

Charnière imprimée, pour portes en bois, pivot amovible

COD.	A	B	C	D	S				€/pz
CLI/01	40	35	3	2	1,2	5	24	0,038	
CLI/02	40	40	3	3	1,2	5	24	0,040	
CLI/03	50	40	3	3	1,2	5	24	0,043	
CLI/04	50	50	3	3	1,2	7	24	0,045	
CLI/05	60	50	3	3	1,2	7	24	0,049	

CERNIERA STAMPATA PER ANTE IN LEGNO CON PERNO SFILABILE




Stamped hinge for wooden doors with removable pin

Charnière imprimée, pour portes en bois, pivot amovible

COD.	A	B	C	D	S				€/pz
CLPI/01	30	30	2,5	3	0,9	2	24	0,009	
CLPI/02	40	35	3	3,5	0,9	2	24	0,015	
CLPI/03	40	40	3	3,5	0,9	2	24	0,016	
CLPI/04	50	40	3	3,5	0,9	3	24	0,020	
CLPI/05	50	50	3	3,5	0,9	3	24	0,024	
CLPI/06	60	50	3	4,3	0,9	3	24	0,028	

Esempio applicazione Application exemple exemple d'application

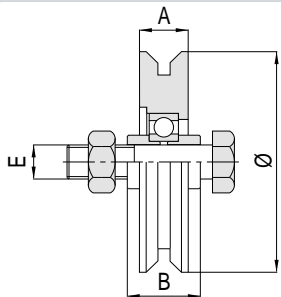


Ante chiuse
Closed doors
Portes fermées



Ante aperte
Open doors
Portes ouvertes

RUOTE A 1 CUSCINETTO

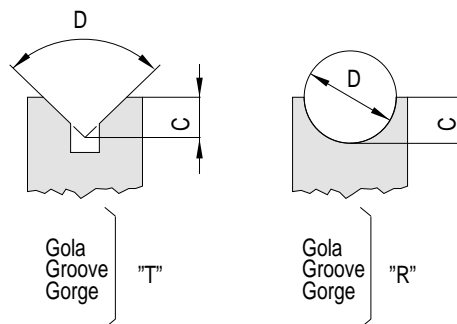


Stainless steel wheel, with 1 screened bearing, spacers, bolt and nut

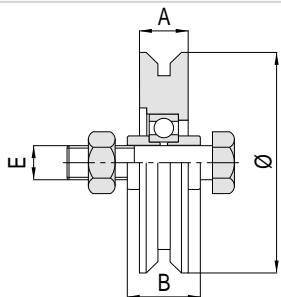
Galet en acier inox à 1 coussinet blindé, avec boulon, entretoises et écrou

COD.	A	B	C		D	E	Ø				€/pz
R12001-80	20	32	6	6,5	93°	12	M14	80	300	10	0,680
R12001-100	20	32	6	6,5	93°	12	M14	100	300	8	1,100

All'ordine specificare il tipo di gola
 Groove to be specified on the order
 Indiquer la gorge sur la commande



RUOTE A 1 CUSCINETTO

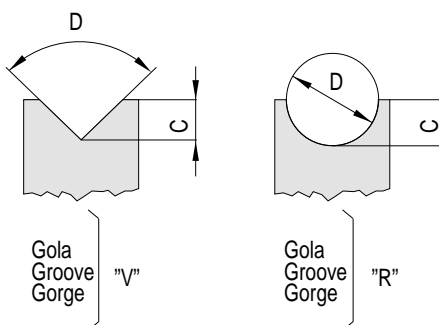


Stainless steel wheel, with 1 screened bearing, bolt, spacers and nut

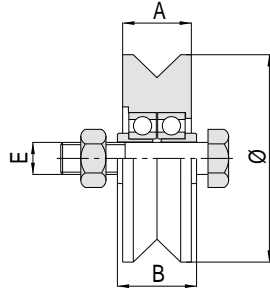
Galet en acier inox à 1 coussinet blindé, avec boulon, entretoises et écrou inox

COD.	A	B	C		D	E	Ø				€/pz
R12501-80	24	32	7,5	9,5	92°	20	M14	80	300	8	0,724
R12501-100	24	32	7,5	9,5	92°	20	M14	100	300	4	1,320
R12501-120	24	32	7,5	9,5	92°	20	M14	120	300	2	1,896

All'ordine specificare il tipo di gola
 Groove to be specified on the order
 Indiquer la gorge sur la commande



RUOTE A 2 CUSCINETTI

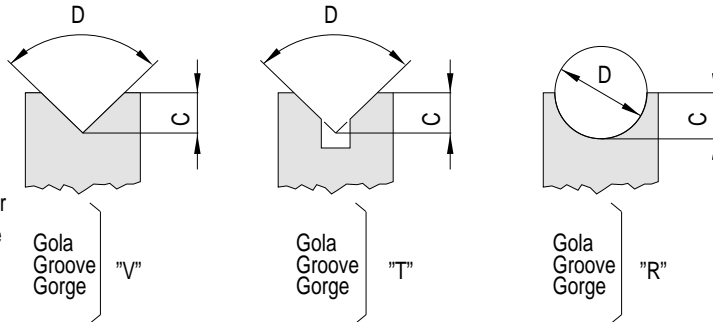


Stainless steel wheel, with 2 screened bearing spacers, bolt, and nut

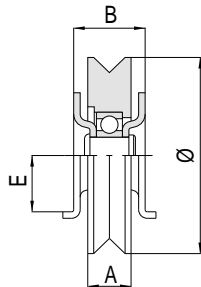
Galet en acier inox à 2 coussinets blindés, avec boulon, entretoises et écrou

COD.	A	B	C		D		E	Ø	KG	KG	KG	€/pz	
R12002-100	30	44	10	/	9,5	92°	/	20	M14	100	600	6	1,550
R12002-120	30	44	10	/	9,5	92°	/	20	M14	120	600	4	2,265
R12002-140	30	44	10	10	9,5	92°	92°	20	M14	140	600	2	3,140
R12002-160	30	44	10	/	9,5	92°	/	20	M14	160	600	2	4,200

All'ordine specificare il tipo di gola
 Groove to be specified on the order
 Indiquer la gorge sur la commande



RUOTE A 1 CUSCINETTO

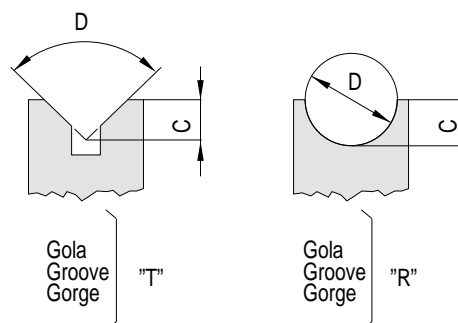


Stainless steel wheel, with 1 screened bearing support at plate

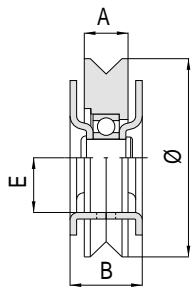
Galet en acier inox à 1 coussinet blindé, avec support à plaque zingué

COD.	A	B	C		D	E	Ø	KG	KG	KG	€/pz
R12004-80	20	33	9,5	6,5	93°	13	28	80	300	6	0,800
R12004-100	20	33	9,5	6,5	93°	13	28	100	300	6	1,200

All'ordine specificare il tipo di gola
 Groove to be specified on the order
 Indiquer la gorge sur la commande



RUOTE A 1 CUSCINETTO

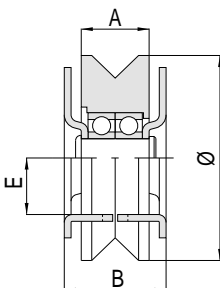


Stainless steel wheel, with 1 screened bearing and internal support

Galet en acier inox à 1 coussinet blindé, avec support intérieur inox

COD.	A	B	C		D	E	Ø	KG	KG	KG	€/pz
R12506-80	24	32	8,5	9,5	92°	20	17	80	300	8	0,972
R12506-90	24	32	8,5	9,5	92°	20	17	90	300	8	1,200
R12506-100	24	32	8,5	9,5	92°	20	17	100	300	4	1,452
R12506-120	24	32	8,5	9,5	92°	20	17	120	300	2	2,280

RUOTE A 2 CUSCINETTI

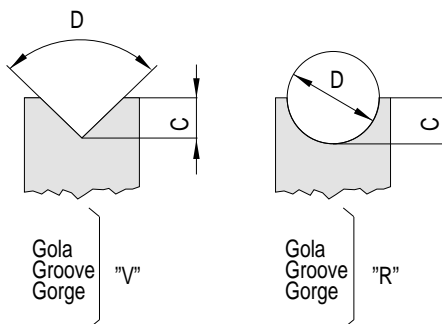


Stainless steel wheel, with 2 screened bearing and internal support

Galet en acier inox à 2 coussinets blindés, avec support intérieur inox

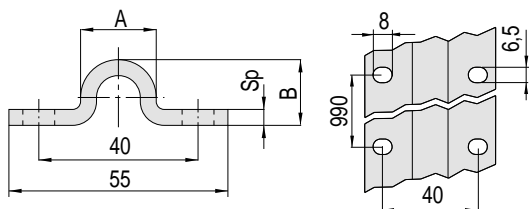
COD.	A	B	C		D	E	Ø	KG	KG	KG	€/pz
R12007-120	30	40	10	9,5	92°	20	27	120	600	4	2,620
R12007-140	30	40	10	9,5	92°	20	27	140	600	2	3,535
R12007-160	30	40	10	9,5	92°	20	37	160	600	2	4,617

- All'ordine specificare il tipo di gola
- Groove to be specified on the order
- Indiquer la gorge sur la commande



- Tutte le ruote in inox sono realizzate nei seguenti materiali:
 - Flange, supporti e distanziali: AISI 303/304
 - Dadi e bulloni: acciaio inox per bulloneria classe A2
 I cuscinetti sono realizzati in acciaio con doppia schermatura in plastica.
- Each stainless steel wheel is realized with the following materials:
 - Flanges, supports and spacers: AISI 303/304
 - Nuts and bolts: stainless steel class A2
 Bearings are made by steel with double plastic screening
- Toutes les galets en inox sont réalisées avec les matériaux suivants:
 - Brides supports et entretoises: AISI 303/304
 - Écrous et boulons: acier inox pour visserie classe A2
 Les coussinets sont réalisés en acier avec double blindage en plastique.

GUIDA A FISSAGGIO SUOLO CON ASOLE

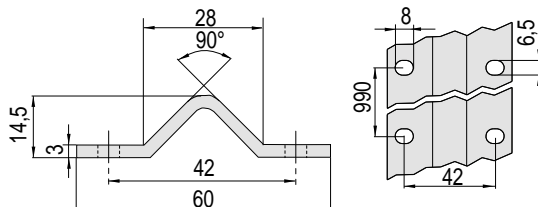


Stainless steel ground fixing track with slots

Rail en acier inox, à fixer au sol, avec trous oblongs, pour les galets des portails coulissants

COD.	A	B	Sp			€/m
GR196F/INOX	19	16,5	3	1x6m (6m)	2,200	

GUIDA A FISSAGGIO SUOLO CON ASOLE

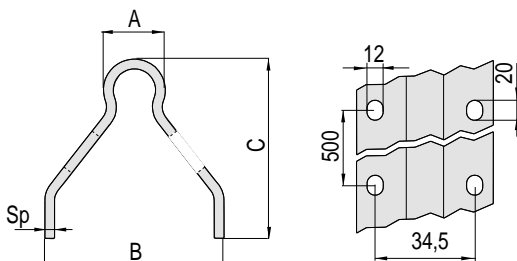


Stainless steel ground fixing track with slots

Rail en acier inox, à fixer au sol, avec trous oblongs, pour les galets des portails coulissants

COD.	Gola Grove Gorge			€/m
GR286F/INOX		1x6m (6m)	1,540	

GUIDA A CEMENTARE CON ASOLE E BUGNE



Track in stainless steel, to be cemented, with slots

Rail en acier inox, à cimenter, avec trous oblongs, pour les galets des portails coulissants

COD.	A	B	C	Sp			€/m
GR196CE/INOX	19	55	50	3	1x6m (6m)	2,540	

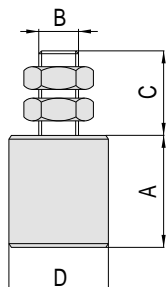
Tabella accoppiamento ruote - guide

Wheel - guide matching table

Tableau des galets - guides correspondantes

COD.	GR196F/INOX	GR196CE/INOX
R12501-80 ÷ 120	X	X
R12506-80 ÷ 120	X	X
R12002-100 ÷ 160	X	X
R12007-120 ÷ 160	X	X

OLIVA CILINDRICA IN NYLON, PERNO IN INOX

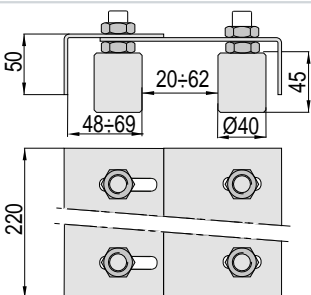


Nylon cylindrical roller, with pin in stainless steel

Olive cylindrique en nylon, pivot en acier inox

COD.	A	B	C	D			€/pz
O2000/CNX32X40	40	M14	34	32	10	0,164	
O2000/CNX40X40	40	M14	34	40	10	0,195	

PIASTRA GUIDA SUPERIORE, REGISTRABILE A 4 OLIVE



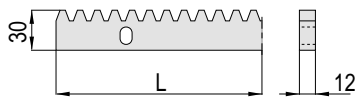
Adjustable top guide plate, in stainless steel, with 4 cylindrical roller

Plaque de guidage supérieure réglable, en acier inox, avec 4 olives cylindriques

COD.			€/pz
SO2001/INOX	6	2,050	

CREMAGLIERA RETTANGOLARE 30X12 MODULO 4 CON ASOLE E PIOLI

NUOVO PRODOTTO
NEW PRODUCT
NOUVEAU PRODUIT



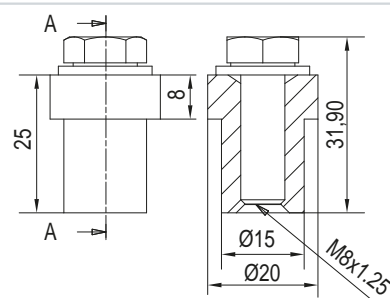
Rectangular rack 30x12 module 4 with slots for motorized gates

Crémaillère rectangulaire 30x12 module 4 avec trous oblongs, pour portails motorisés.

COD.	L			€/m
CR3012ZA/INOX	1000	8x1m (8m)	2,400	
CR3012ZA/INOX/2	2000	4x2m (8m)	2,400	

PIOLO PER CREMAGLIERA CR3012ZA/INOX

NUOVO PRODOTTO
NEW PRODUCT
NOUVEAU PRODUIT

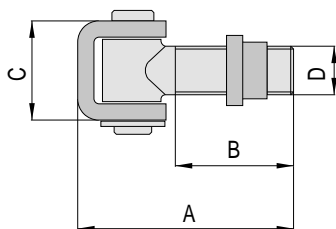


Peg for rack CR3012ZA/INOX

Piquet pour rack CR3012ZA/INOX

COD.			€/m
PI3012/AISI	24	0,47	

CARDINE A SALDARE REGISTRABILE

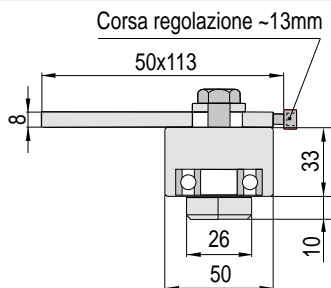


Stainless steel pintle to be welded, with horizontal adjustment

Pivot à souder, avec réglage horizontal, en acier inox

COD.	A	B	C	D				€/pz
CC2000LS/20INOX	95	50	39	M20	75	6	0,440	
CC2000LS/24INOX	100	50	43	M24	100	6	0,640	

CARDINE SUPERIORE REGISTRABILE CON CUSCINETTO INOX

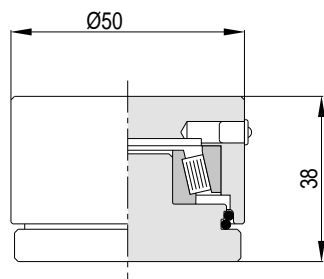


Stainless steel upper pintle, with horizontal adjustment and thrust bearing

Pivot supérieur en acier inox, à réglage horizontal, avec coussinet blindé

COD.				€/pz
C2000R/50	200	10	0,850	

CARDINE INFERIORE GIREVOLE CON CUSCINETTO REGGISPINTA E OLITATORE

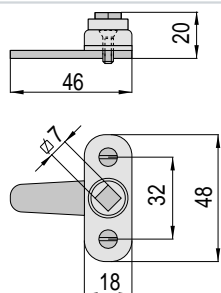


Inferior pintle in stainless steel, with thrust taper rollers bearing, grommets oiler

Pivot inférieur tournante en acier inox, avec coussinet à rouleaux coniques, anneaux d'étanchéité en caoutchouc et graisseur

COD.				€/pz
P2000I/50	250	10	0,480	

TAVELLINO PER SPORTELLI

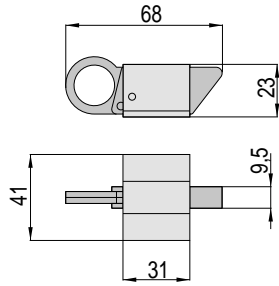


Latch for flap doors, with screws

Rochet pour volets

COD.			€/pz
T7/INOX	50	0,041	

CRICCHETTO MEDIO PER SOPRALUCI A PACCHETTO

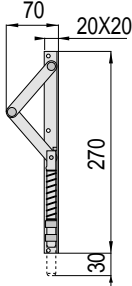


Medium size ratchet for upper window, in stainless steel

Cliquet moyen pour fenetres, en acier inox

COD.			€/pz
C75/INOX	60	0,096	

PALETTO A MOLLA AMBIDESTRO

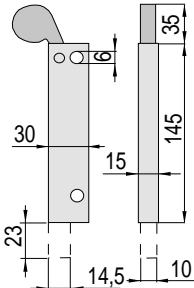


Stainless steel spring bolt
Application ambidextrous

Verrou à ressort, en acier inox.
Application ambidestre

COD.			€/pz
PIM	12	0,380	

PALETTO A MOLLA

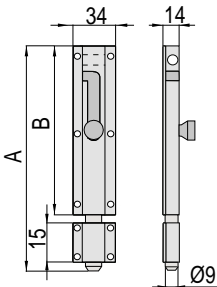


Stainless steel spring bolt. Application ambidextrous

Verrou à ressort. Application ambidestre

COD.			€/pz
PAM	15	0,380	

CATENACCIO PORTALUCCHETTO VERTICALE AD AVVITARE

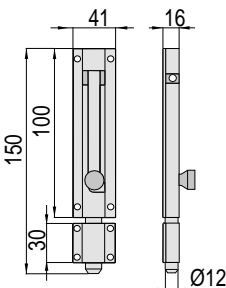


Vertical padlock-bolt, with holes, in stainless steel

Verrou vertical, porte-cadenas lourd avec trous, en acier inox

COD.	A	B			€/pz
CV9/50/INOX	70	50	10	0,070	
CV9/70/INOX	110	70	10	0,115	

CATENACCIO PORTALUCCHETTO VERTICALE AD AVVITARE

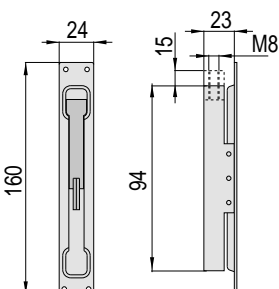


Vertical padlock-bolt, with holes, in stainless steel

Verrou vertical, porte-cadenas lourd avec trous, en acier inox

COD.			€/pz
CV16/150/INOX	10	0,220	

CATENACCIO DA INCASSO A SEMPLICE AZIONE



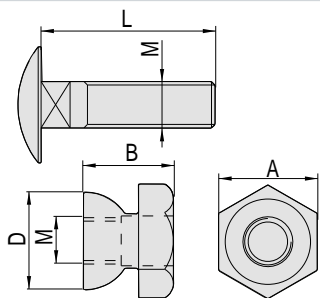
Single action lever built-in bolt in stainless steel

Verrou encastrable en acier inox

COD.			€/pz
CL24/INOX	10	0,116	

DADO ANTIRAPINA CON BULLONE

AD ESAURIMENTO
TOUJOURS EN
A REPOSER

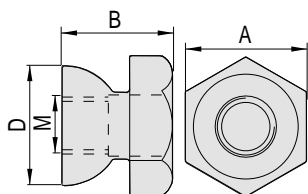


Stainless steel anti-theft nut with bolt

Ecrou anti-*vol* avec boulon, en acier inox

COD.	A	B	D	L	M			€/pz
DA8X30T/INOX	17	15,5	16,8	30	M8	300	0,036	
DA8X50T/INOX	17	15,5	16,8	50	M8	250	0,044	
DA10X30T/INOX	19	15	18,7	30	M10	250	0,044	
DA10X50T/INOX	19	15	18,7	50	M10	200	0,056	

DADO ANTIRAPINA

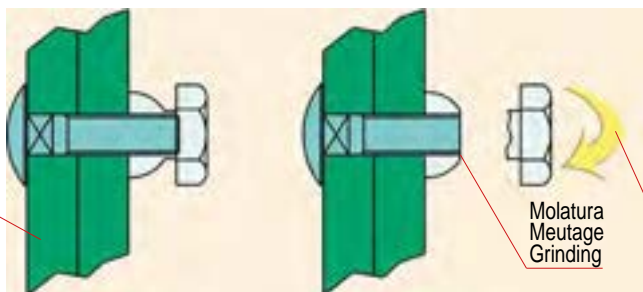


Stainless steel anti-theft nut

Ecrou anti-*vol*, en acier inox

COD.	A	B	D	M			€/pz
DA17X15,5T/A2	17	15,5	16,8	M8	100	0,017	
DA17X15T/A2	17	15	16,8	M10	100	0,016	

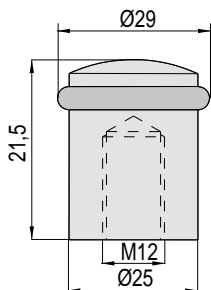
Inferriate, recinzioni grigliate
Crossed, fences
Grilles, croisées



Molatura
Meutage
Grinding

Avvitando il dado si ottiene la sua separazione ed il bullone non può essere svitato.
By screwing the nut it will separate from the body and the bolt cannot be unscrewed.
Dévissant l'écrou on obtien sa séparation et le boulon ne peut pas être dévissé.

FERMAPORTA CILINDRICO



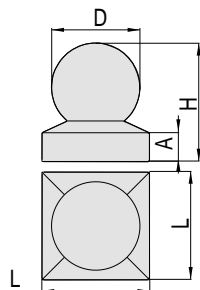
Door stopper

Bloque-porte

COD.			€/pz
FPT/25INOX	10	0,119	

COPRIPILASTRO SAGOMATO

AD ESAURIMENTO
TOUJOURS EN
A REPOSER



Shaped cover pillar, in stainless steel

Couvre pilier façonné, en acier inox

COD.	A	D	H	L			€/pz
CPS1100	20	85	107	104	25	0,266	
CPS1120	20	99	125	124	25	0,356	

ORNAMENTO IN ACCIAIO INOX

AD ESAURIMENTO
TOUJOURS EN
A REPOSER



Ornament in stainless steel

Ornement en acier INOX

COD.	H	L	Ø			€/pz
O/D120	60	Ø36	20,5	50	0,150	



NOTE TECNICHE

NOTE TECNICHE

TECHNICAL NOTES

NOTES TECHNIQUES

INDICAZIONE DELLA PORTATA

Dove necessario, la portata degli articoli a catalogo è indicata a fianco del codice articolo o, nel caso di una famiglia di articoli, all'inizio del paragrafo. prestare particolare attenzione alle note allegate alla portata (ad esempio: la portata è sempre espressa per singolo articolo, ma dove specificato può indicare la portata complessiva per un'applicazione con più articoli identici).

where necessary, articles capacity in the catalogue is indicated next to the article code or in case of items family at the beginning of the paragraph.

Pay particular attention to the notes attached to the capacity (for example the capacity is always expressed for a single article but where specified it can indicate the total capacity in case of an application with multiple articles).

Ou il faut, la portee des articles est indiquée à côté de la reference ou, dans le cas d'une famille d'articles, au debut du paragraphe. Il faut faire attention aux notes attachées à la portée (ex.: le portée est toujours exprimée pour chaque article, mais s'il est spécifié, il peut indiquer la portée totale d'une application avec plusieurs articles).

CERNIERA "ROLLONA" CON PERNO FISSO IN OTTONE E CUSCINETTO CEMENTATO ZINCATO
Turned hinge fix pin in brass and cemented zinked bearing
Charnière tournée pivot fixe en laiton et coussinet cimenté zingué

COD.	A	B	Ø	Ø	Ø	€
1100/E-C	100	47	75	14	0,290	6,92
1150/E-C	140	66	150	10	0,387	7,31

SERIE SEMPIONE
CARRELLI ED ACCESSORI PER MONOROTAIA G9Z
TROLLEYS AND ACCESSORIES FOR RAILG9Z
CHARIOTS ET ACCESSOIRES POUR MONORAIL G9Z

Per coppia di carrelli For each pair of trolleys Pour couple de chariots	€
2 ruote 2 wheels 2 Roulements	400
4 ruote 4 wheels 4 Roulements	750

LEGENDA SIMBOLI

	Portata Capacity Portée		Peso al metro Weight per meter Poids au mètre
	N° articoli per confezione N° of items per box Nombre d'articles par boîte		Prezzo singolo articolo Unit price Prix unitaire
	Peso singolo articolo Single item weight Poids par article		Prezzo al metro Price per meter Prix par mètre

Si realizzano articoli speciali sul disegno del cliente.

Per l'utilizzo all'esterno e in luoghi soggetti all'esposizione a eventi atmosferici si ricorda che solo l'uso di accessori INOX garantisce l'integrità del prodotto.

Special items can be made according to customer's design

For use outdoors and in environments subject to atmospheric events, it is important to know that only the use of stainless steel accessories guarantees the product integrity

Les articles spéciaux sont fabriqués en fonction du projet du client.

Pour une utilisation à l'extérieur et dans des lieux soumis à des événements atmosphériques, veuillez noter que seulement l'utilisation d'accessoires en acier inoxydable garantit l'intégrité du produit.

MANUTENZIONE E LUBRIFICAZIONE

Gli articoli a catalogo non necessitano di particolare manutenzione, se non una regolare pulizia senza impiegare agenti aggressivi come detersivi, solventi, detersivi, ecc. Nel caso di articoli metallici soggetti a scorrimento (cerniere, ruote, carrelli, ecc) potrebbe essere necessario procedere ad una lubrificazione saltuaria. In questo caso non impiegare grassi o olii che lascino residui che potrebbero alterare il funzionamento dell'articolo. Impiegare, ad esempio, dei lubrificanti spray al silicone (wd40 o similari) e solo dopo aver pulito il particolare.

The items in the catalogue do not require special maintenance other than regular cleaning without using aggressive agents such as detergents or solvents. In case of metal sliding items (hinges, trolleys wheels and so on), it may be necessary to carry out an occasional lubrication. In this case, do not use greases or oils that could alter the functioning of the article. For example, use silicone spray lubricants (WD40 or similar) and only after cleaning the part.

Les articles du catalogue ne nécessitent pas d'une particulière manutention, sinon d'un nettoyage regulier sans produits agressives tels que detersifs, solvants ... il peut etre necessaire effectuer une lubrification occasionelle, dans ce cas n'utilisez pas de graisses ou d'huiles qui pourrait modifier le fonctionnement de l'article. utilisez des lubrifiants en aerosol de silicone (wd40 ou similaire), mais seulement apres avoir precedemment nettoyyé l'objet.



■ ■ Tutte le fotografie e i disegni tecnici sono di proprietà della Pettiti Giuseppe Srl.

Tutti gli utilizzi non espressamente autorizzati saranno perseguiti giudizialmente.

Le fotografie ed i dati tecnici sono da considerarsi indicativi . La Pettiti Giuseppe Srl si riserva la facoltà di apporre modifiche anche sostanziali dei prodotti senza nessun preavviso.

🇬🇧 All pictures and technical drawings are protected by copyright

All uses not expressly authorized will be prosecuted

Photographs and technical data must be considered approximate. Pettiti Giuseppe srl reserves the right to make even substantial changes to the products without prior notice

■ ■ Toutes les photographies, les dessins techniques appartiennent à Pettiti Giuseppe Srl. et sont protégés par les droits d'auteur.

Tous les emplois qui ne sont pas expressément autorisés seront poursuivis en justice.

Les photographies et les détails techniques sont indicatifs. Pettiti Giuseppe Srl. se réserve le droit de modifier les produits sans aucun avis.

Realizzazione grafica: R.Z. Ufficio Marketing Pettiti Giuseppe Srl

CONDIZIONI GENERALI DI VENDITA - ITALIA

Tutti i nostri contratti sono regolati dalle presenti condizioni generali, che fanno parte integrante degli ordini, offerte e conferme che ci pervengono, escluso i casi di accordi particolari che dovranno essere espressamente accettati a mezzo lettera da parte nostra. Con il termine di venditore si intende: PETTITI GIUSEPPE S.r.l.

1- ORDINI

Essi dovranno pervenirci con gli esatti riferimenti di "Codice Articolo" e le quantità dovranno essere multiple delle ns. confezioni standard. In caso contrario verranno automaticamente arrotondate per eccesso. L'importo minimo d'ordine è di € 400. Per ordini di campionatura inferiori sarà addebitato un sovrapprezzo in fattura di €20.

2- CONSEGNE

I termini convenuti per le consegne non sono impegnativi. Eventuali ritardi non daranno diritto al compratore a qualsivoglia pretesa di danni o interessi.

3 - TRASPORTO

Italia: gratis per ordini superiori a €1.100. Contributo fisso assicurativo di €10. La merce spedita in contrassegno deve essere pagata al vettore esclusivamente in contanti od a mezzo assegno circolare intestato alla Pettiti Giuseppe SpA. Per ritiri diretti non verrà concesso nessuno sconto.

4 - RISCHI DI TRASPORTO

Tutte le ns. consegne avranno luogo nei ns. stabilimenti ed i rischi si trasmetteranno con la consegna delle merci al committente, anche nel caso di vendita con resa franco destino. In caso di mancanze, rotture e manomissioni durante il trasporto, il destinatario dovrà rivolgersi esclusivamente ai vettori incaricati al momento della consegna con segnalazione scritta sul Documento Di Trasporto (DDT). Il venditore non assume alcuna responsabilità al riguardo, sia verso l'acquirente che verso il destinatario.

5- PREZZI

I prezzi del presente listino si intendono IVA esclusa.

6 -PAGAMENTI

A mezzo ricevuta bancaria. Le ricevute bancarie scadenti al 31 agosto ed al 31 dicembre sono automaticamente spostate al 10 settembre ed al 10 gennaio. La presentazione di un qualsiasi reclamo non dispensa l'acquirente dal pagamento dell'importo della fattura alla scadenza stabilita. In caso di mancato pagamento delle fatture alle loro scadenze e con riserva di tutti i diritti di cui potrà avvalersi il venditore, decorreranno con pieno diritto gli interessi al tasso bancario corrente. Il venditore resta proprietario delle merci consegnate all'acquirente sino al momento dell'integrale pagamento. Altre eventuali forme di pagamento saranno concordate al momento dell'ordine.

7 - IMBALLO

Gratis per ordini superiori a € 1.100. Per ordini inferiori l'imballo sarà fatturato al costo.

8 - RECLAMI

Eventuali contestazioni dovranno essere comunicate entro 10 gg. dalla data del ricevimento merce, a mezzo lettera raccomandata, fax o telegramma. Sono prive di effetto le segnalazioni telefoniche.

9 -RESI MERCI

Si accettano resi merce solamente se concordati direttamente con la ns. società; il documento accompagnatorio dovrà far riferimento al nostro documento di spedizione. La merce dovrà pervenirci in porto franco. La merce resa subirà una riduzione del 20% rispetto al prezzo pagato per: manutenzione, ricondizionamento, immagazzinamento e gestione pratica.

10-CONTROVERSIE

Per qualsiasi controversia sarà esclusivamente competente il Foro di Torino.

GENERAL SALE CONDITIONS - FOREIGN MARKETS

All our contracts are regulated by the following general sale conditions, which are integral parts of the orders, offers and confirmations we will receive, with the exception of particular agreements to be accepted by letter from our pari.

As "seller" is understood: PETTITI GIUSEPPE S.r.l.

1- ORDERS

The orders must include our references "Code Article" and quantities as for our standard packings on the contrary they will be rounded up. Minimum amount of order is € 1.000. For lower orders will be invoiced a surcharge of € 50.

2 - DELIVERIES

The terms agreed for the deliveries are not binding. No damages or interests will be paid for incidental delays.

3 - TRANSPORT

Free of charge for orders beyond € 2.000 in Europe. For other destinations to be stated. In case of orders of more than 4 mts, transport will be calculated.

4 - TRANSPORT RISKS

All the deliveries will be made in our factory and all risks will be transferred to the buyer when the delivery will be made even in case of "free domicile". For damages, losses or missing goods during transport the consignee has to inform the shipper by writing. The seller will not be responsible for this.

5- PRICES

Prices stated in this price-list are exclusive of VAT.

6 -PAYMENTS

By draft. Drafts expiring on the 31st August and 31st December will be postponed to the 10th September and 10th January. Also in case of claim, payment must be made at the due date. Bank interests will be debited for late payments. Goods are seller's property till payment of the invoice. Other eventual terms of payment will be stated upon the order.

7 - PACKING

Free of charge for orders beyond € 1.100. For lower orders cost of packing will be invoiced.

8 - CLAIMS

Incidental claims must be made by registered letter, fax or cable within 10 days from receipt of the goods. No claims will be accepted by phone.

9 -GOODS RETURNS

Goods returns will be accepted only if agreed with our company. The consignment note has to report the details of our despatch document. Goods has to be received free of charge and the value will be reduced by 20% against the price paid. This reduction is to cover charges of maintenance, re-packing, re-storing and management.

10-DISPUTES

For all disputes the Turin court (Italy) will be the only competent.

CONDITIONS GENERALES DE VENTE - EXPORT MARKETS

Tous nos contrats sont réglés par les suivantes conditions générales, partie intégrante des commandes, offres et confirmations que nous allons recevoir, sauf accords particuliers acceptés par lettre de notre pari. Par vendeur s'y entendre: PETTITI GIUSEPPE S.r.l.

1- COMMANDES

Veillez indiquer nos références "Code Article" avec quantités multiples de notre conditionnement standard au contraire nous devons compléter. Le montant minimum de commande est de € 1.000. Pour commandes inférieures il y aura un surcharge de €50 sur la facture.

2- LIVRAISON

Les conditions de livraison convenues ne sont pas contraignantes. Un retard ne donne droit à aucune indemnité.

3 - TRANSPORT

Franco domicile pour commandes à partir de € 2.000 en Europe. Pour autres destinations à établir. En cas de longueurs à partir de 4 mts, transport à établir.

4 - RISQUES DE TRANSPORT

Toutes les livraisons auront lieu dans notre établissement et avec la livraison de la marchandise tous les risques seront transmis à l'acheteur aussi avec livraison "Franco Domicile". En cas de ruptures, marchandise, manomissions pendant le transport, le destinataire doit manquer le transporteur par écrit. Le vendeur n'est pas responsable à l'égard du destinataire.

5- PRIX

Les prix indiqués dans ce catalogue sont sans TVA.

6 -PAIEMENT

Par virement bancaire ou chèque. Le paiement pas effectué à l'échéance prévue entraînera une indemnité de retard au taux bancaire en vigueur. Les marchandises restent propriété du vendeur jusqu'au paiement intégral de la facture. Autres conditions de règlement à établir sur la commande.

7 - EMBALLAGE

Gratuit pour commandes à partir de € 1.100. Pour commandes inférieures on facturera le coût d'emballage.

8 - CONTESTATIONS

Les contestations éventuelles doivent être communiquées par lettre recommandée, fax ou télégramme, dans les 10 jours suivants la réception de la marchandise. Communications téléphoniques ne seront pas acceptées.

9 -RETOURS DE MARCHANDISE

Les retours de marchandise doivent être effectués seulement après accord avec notre société; le bon de livraison doit indiquer la référence de notre bon d'expédition. Les retours doivent être effectués en port payé. La marchandise retournée aura une réduction de 20% sur le prix payé, pour manutention, reconditionnement et frais de la documentation.

10-LITIGES

En case de litige seul le Tribunal de Turin (Italie) sera compétent.

■ ■

r

Portoni scorrevoli e a libro
Cancelli scorrevoli in ferro e alluminio
Cancelli a battente
Cancellotti

o

s

s

Inferriate
Persiane blindate

e

c

c

Porte e portoncini blindati

a

PETTITI GIUSEPPE S.R.L.

Strada Vicinale San Giorgio 19 - 10036 Settimo Torinese (TO)

Tel. +39 011 8952105 - Fax: +39 011 8951955

pettisp@pettisp.com

www.pettisp.com